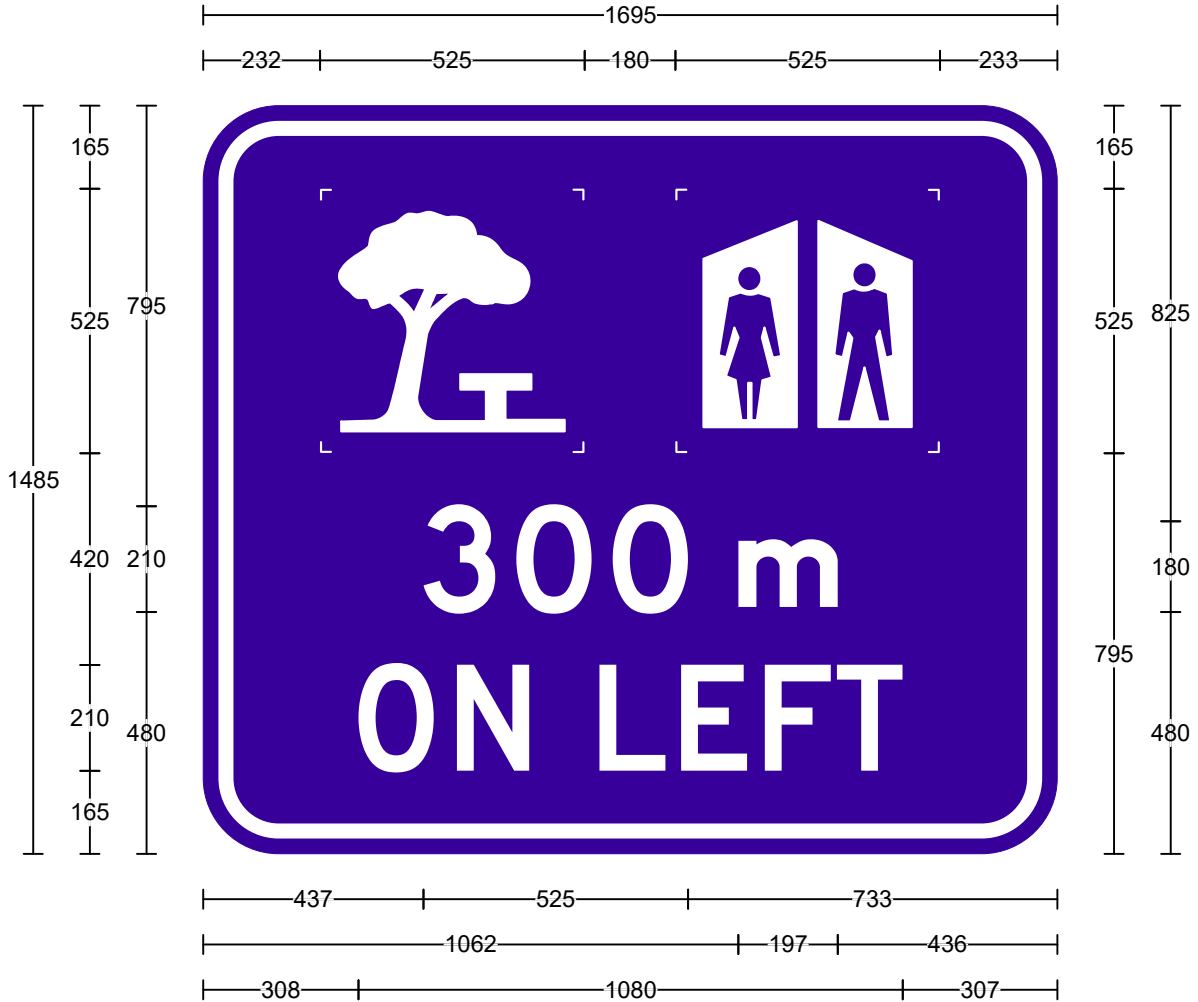


<u>Legend</u>	<u>Font Type</u>	<u>Font Size</u>
300	FHWA Series D2000EX	140
m	FHWA Series Em2000EX	120
ON LEFT	FHWA Series D2000EX	140

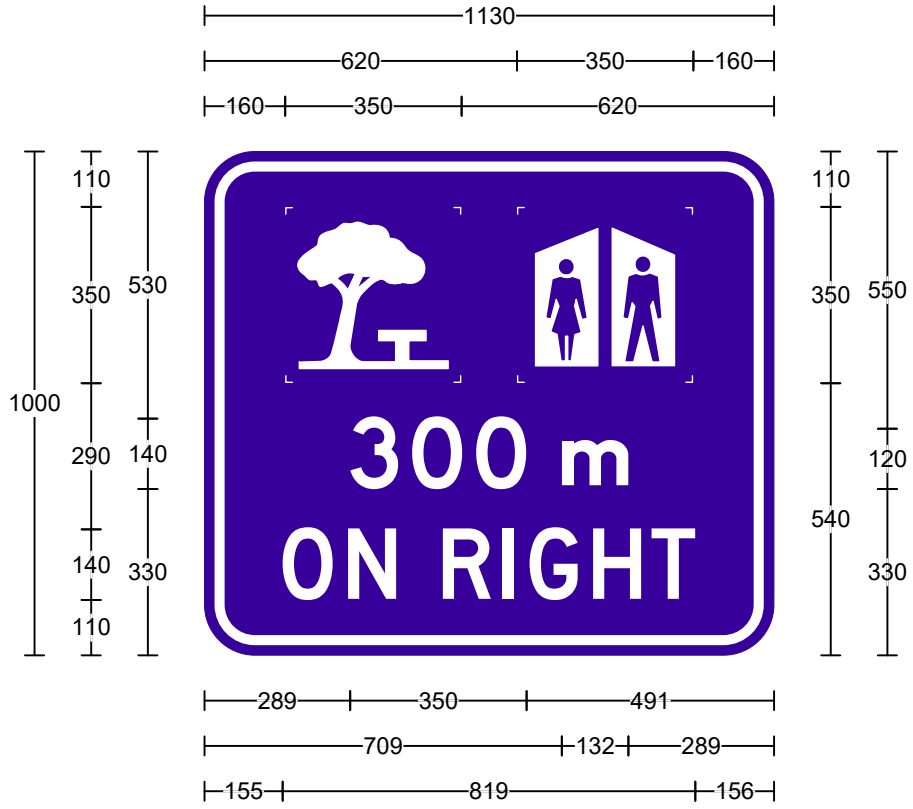
<b>Specifications:</b> Aluminium Sign Cl.400 White refl lgd(AS1906.1) Cl.400 Blue refl grd(AS1906.1)	<b>Size:</b>	1000 x 1130	<b>Date:</b>	4/10/22
	<b>Area:</b>	1.13 sq.m	<b>Scale:</b>	1:15
	<b>Border:</b>	20 x 20	<b>Drawn:</b>	
	<b>Cnr Rad:</b>	100	<b>Checked:</b>	
	<b>Patch CR:</b>	NA	<b>File:</b>	g7-2-2_l_a
	<b>Path:</b>	H:\Signs\TTT\DRAWINGS\GUIDE\TrasiCAD		
	Prepared using TraSiCAD Product of QMR	<b>G7-2-2(L)_A</b> <b>(Example Only)</b>		



<u>Legend</u>	<u>Font Type</u>	<u>Font Size</u>
300	FHWA Series D2000EX	210
m	FHWA Series Em2000EX	180
ON LEFT	FHWA Series D2000EX	210

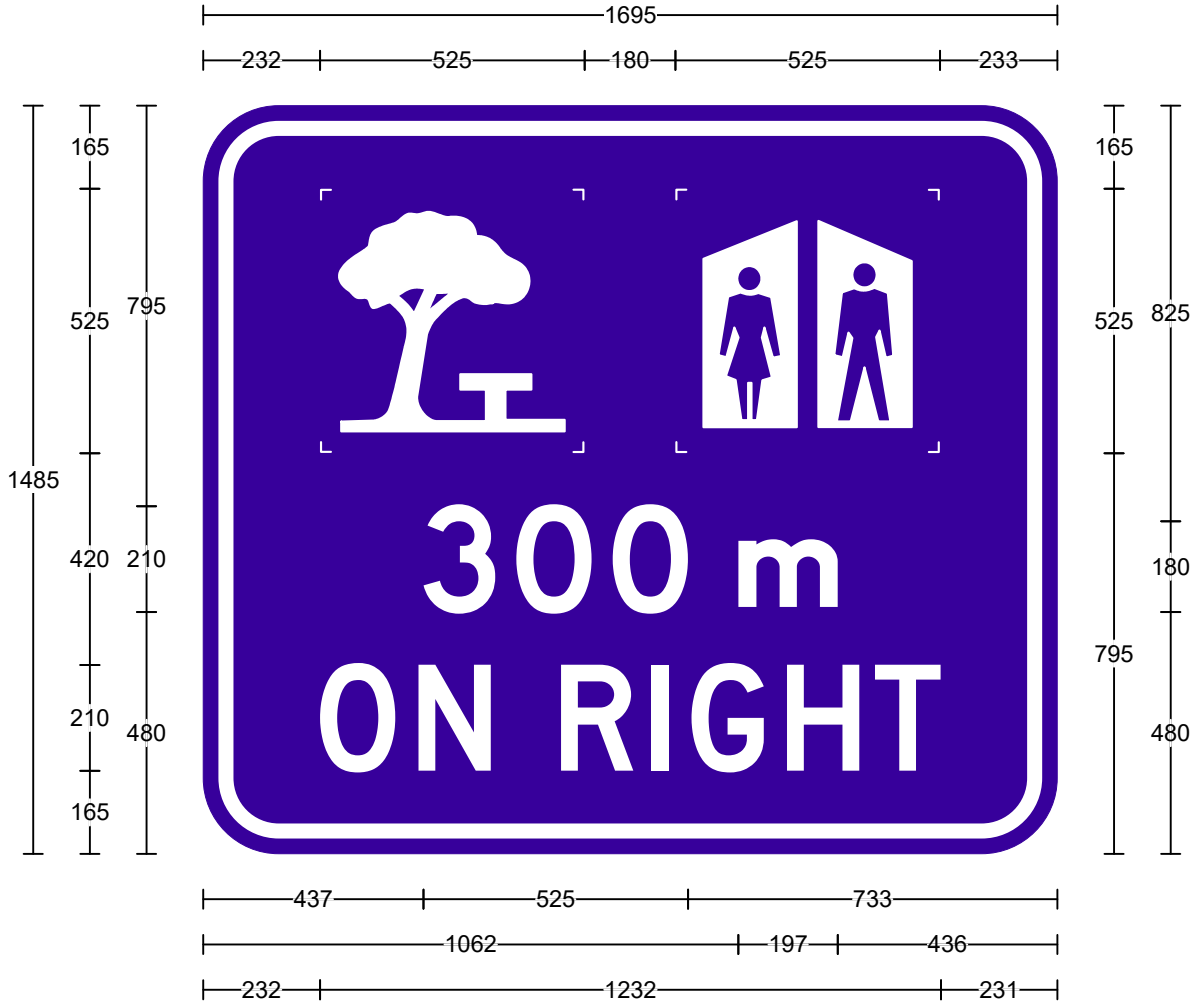
Specifications:  
 Aluminium Sign  
 Cl.400 White refl lgd(AS1906.1)  
 Cl.400 Blue refl grd(AS1906.1)

Size:	1485 x 1695	Date:	4/10/22
Area:	2.52 sq.m	Scale:	1:15
Border:	30 x 30	Drawn:	
Cnr Rad:	150	Checked:	
Patch CR:	NA	File:	g7-2-2_l_b
		Path:	H:\Signs\TTT\DRAWINGS\GUIDE\TrasiCAD
Prepared using TraSiCAD Product of QMR		<b>G7-2-2(L)_B (EXAMPLE ONLY)</b>	



<u>Legend</u>	<u>Font Type</u>	<u>Font Size</u>
300	FHWA Series D2000EX	140
m	FHWA Series Em2000EX	120
ON RIGHT	FHWA Series D2000EX	140

Specifications: Aluminium Sign Cl.400 White refl lgd(AS1906.1) Cl.400 Blue refl grd(AS1906.1)	<b>Size:</b>	1000 x 1130	<b>Date:</b>	4/10/22
	<b>Area:</b>	1.13 sq.m	<b>Scale:</b>	1:15
	<b>Border:</b>	20 x 20	<b>Drawn:</b>	
	<b>Cnr Rad:</b>	100	<b>Checked:</b>	
	<b>Patch CR:</b>	NA	<b>File:</b>	g7-2-2_r_a
	<b>Path:</b>	H:\Signs\TTT\DRAWINGS\GUIDE\TrasiCAD		
	Prepared using TraSiCAD Product of QMR	<b>G7-2-2(R)_A</b> <b>(Example Only)</b>		



<u>Legend</u>	<u>Font Type</u>	<u>Font Size</u>
300	FHWA Series D2000EX	210
m	FHWA Series Em2000EX	180
ON RIGHT	FHWA Series D2000EX	210

<b>Specifications:</b> Aluminium Sign Cl.400 White refl lgd(AS1906.1) Cl.400 Blue refl grd(AS1906.1)	<b>Size:</b>	1485 x 1695	<b>Date:</b>	4/10/22
	<b>Area:</b>	2.52 sq.m	<b>Scale:</b>	1:15
	<b>Border:</b>	30 x 30	<b>Drawn:</b>	
	<b>Cnr Rad:</b>	150	<b>Checked:</b>	
	<b>Patch CR:</b>	NA	<b>File:</b>	g7-2-2_r_b
	<b>Path:</b>	H:\Signs\TTT\DRAWINGS\GUIDE\TrasiCAD		
	Prepared using TraSiCAD Product of QMR	<b>G7-2-2(R)_B (EXAMPLE ONLY)</b>		