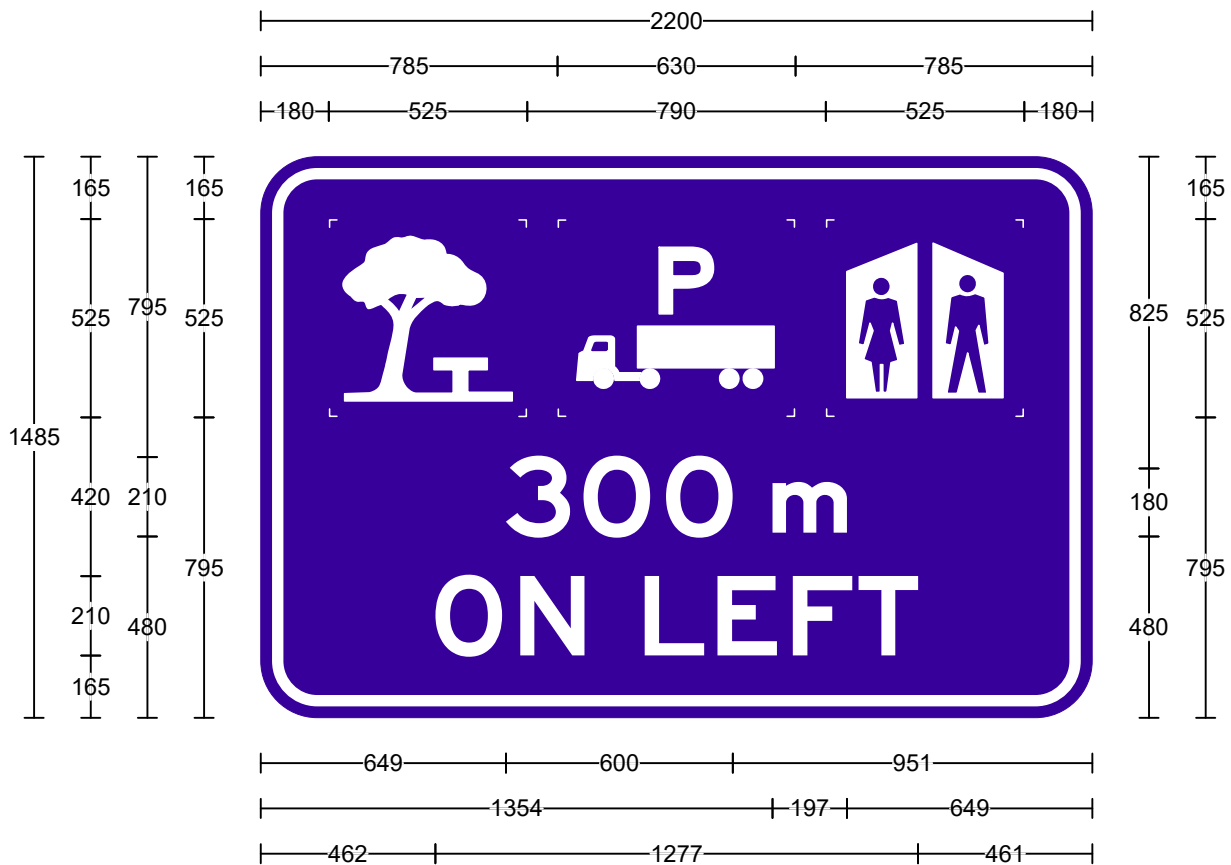


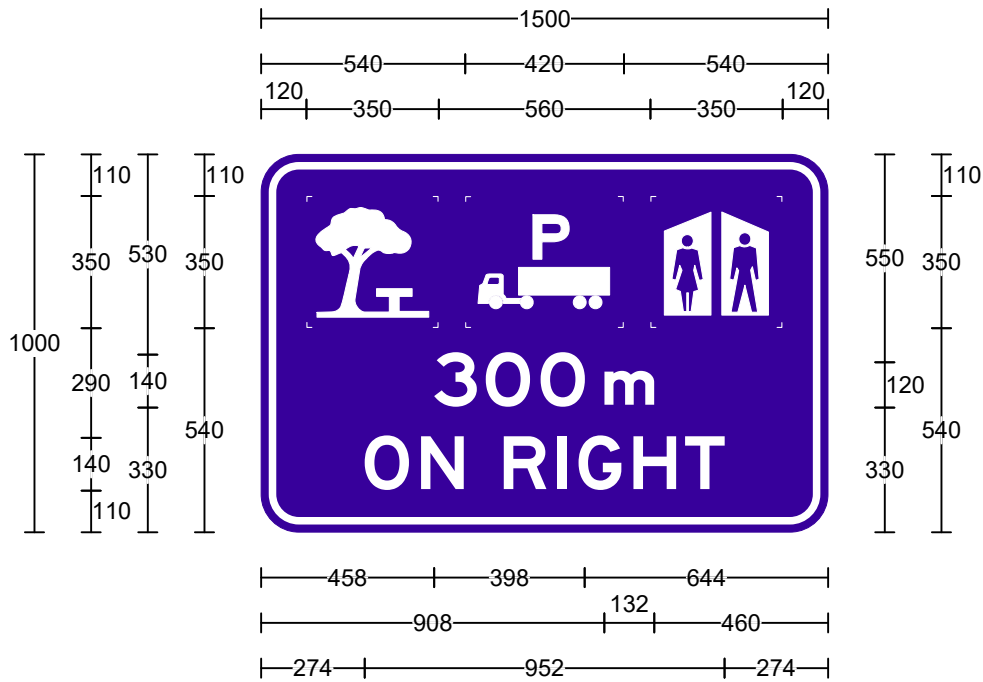
<u>Legend</u>	<u>Font Type</u>	<u>Font Size</u>
300	FHWA Series E2000EX	140
m	FHWA Series Em2000EX	120
ON LEFT	FHWA Series E2000EX	140

<b>Specifications:</b> Aluminium Sign Cl.400 White refl lgd(AS1906.1) Cl.400 Blue refl grd(AS1906.1)	<b>Size:</b>	1000 x 1500	<b>Date:</b>	30/9/22
	<b>Area:</b>	1.5 sq.m	<b>Scale:</b>	1:20
	<b>Border:</b>	20 x 20	<b>Drawn:</b>	
	<b>Cnr Rad:</b>	100	<b>Checked:</b>	
	<b>Patch CR:</b>	NA	<b>File:</b>	g7-2-3_l_a
	<b>Path:</b>	H:\Signs\TTT\DRAWINGS\GUIDE\TrasiCAD		
	Prepared using TraSiCAD Product of QMR	<b>G7-2-3(L)_A (EXAMPLE ONLY)</b>		



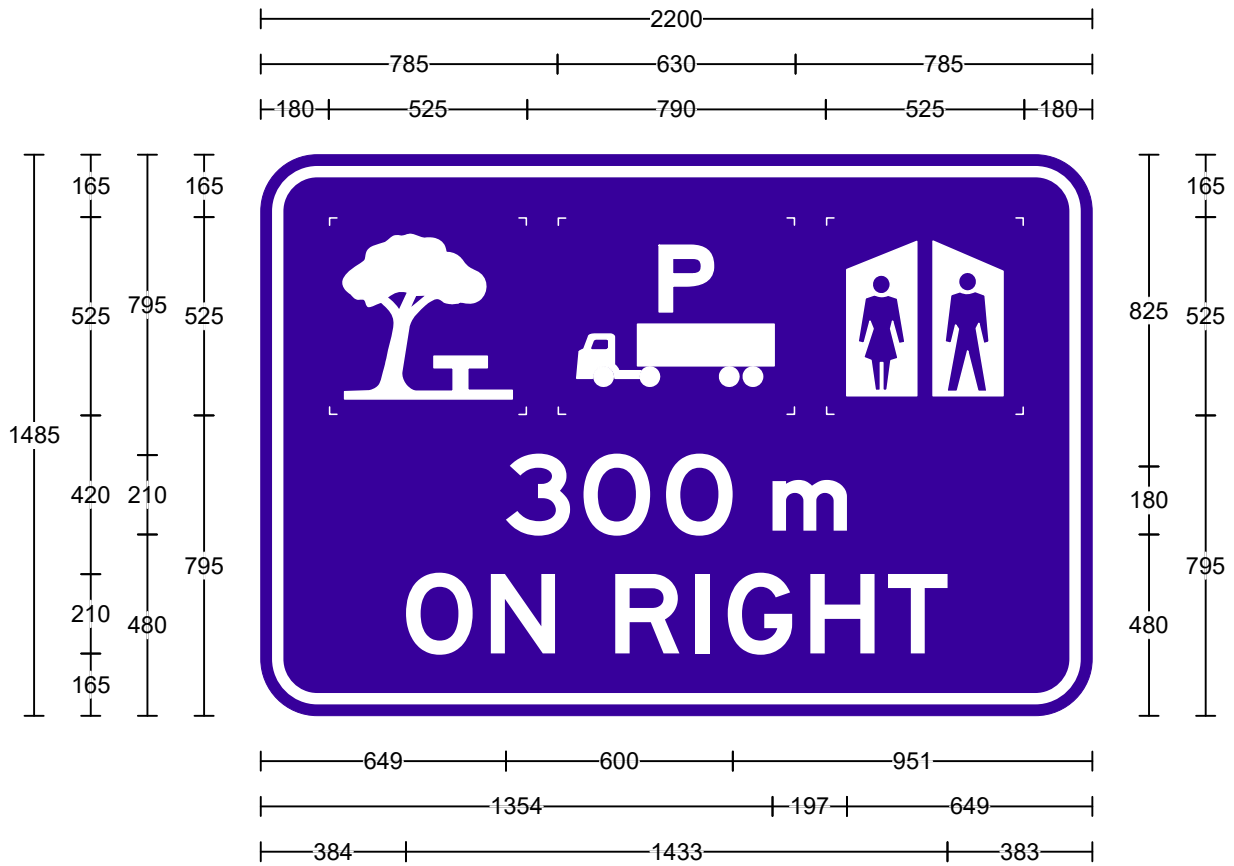
<u>Legend</u>	<u>Font Type</u>	<u>Font Size</u>
300	FHWA Series E2000EX	210
m	FHWA Series Em2000EX	180
ON LEFT	FHWA Series E2000EX	210

<b>Specifications:</b> Aluminium Sign Cl.400 White refl lgd(AS1906.1) Cl.400 Blue refl grd(AS1906.1)	<b>Size:</b>	1485 x 2200	<b>Date:</b>	30/9/22
	<b>Area:</b>	3.27 sq.m	<b>Scale:</b>	1:20
	<b>Border:</b>	30 x 30	<b>Drawn:</b>	
	<b>Cnr Rad:</b>	150	<b>Checked:</b>	
	<b>Patch CR:</b>	NA	<b>File:</b>	g7-2-3_l_b
	<b>Path:</b>	H:\Signs\TTT\DRAWINGS\GUIDE\TrasiCAD		
	Prepared using TraSiCAD Product of QMR	<b>G7-2-3(L)_B (EXAMPLE ONLY)</b>		



<u>Legend</u>	<u>Font Type</u>	<u>Font Size</u>
300	FHWA Series E2000EX	140
m	FHWA Series Em2000EX	120
ON RIGHT	FHWA Series E2000EX	140

<b>Specifications:</b> Aluminium Sign Cl.400 White refl lgd(AS1906.1) Cl.400 Blue refl grd(AS1906.1)	<b>Size:</b>	1000 x 1500	<b>Date:</b>	30/9/22
	<b>Area:</b>	1.5 sq.m	<b>Scale:</b>	1:20
	<b>Border:</b>	20 x 20	<b>Drawn:</b>	
	<b>Cnr Rad:</b>	100	<b>Checked:</b>	
	<b>Patch CR:</b>	NA	<b>File:</b>	g7-2-3_r_a
	<b>Path:</b>	H:\Signs\TTT\DRAWINGS\GUIDE\TrasiCAD		
	Prepared using TraSiCAD Product of QMR	<b>G7-2-3(R)_A (EXAMPLE ONLY)</b>		



<u>Legend</u>	<u>Font Type</u>	<u>Font Size</u>
300	FHWA Series E2000EX	210
m	FHWA Series Em2000EX	180
ON RIGHT	FHWA Series E2000EX	210

<b>Specifications:</b> Aluminium Sign Cl.400 White refl lgd(AS1906.1) Cl.400 Blue refl grd(AS1906.1)	<b>Size:</b>	1485 x 2200	<b>Date:</b>	30/9/22
	<b>Area:</b>	3.27 sq.m	<b>Scale:</b>	1:20
	<b>Border:</b>	30 x 30	<b>Drawn:</b>	
	<b>Cnr Rad:</b>	150	<b>Checked:</b>	
	<b>Patch CR:</b>	NA	<b>File:</b>	g7-2-3_r_b
		<b>Path:</b>	H:\Signs\TTT\DRAWINGS\GUIDE\TrasiCAD	
	Prepared using TraSiCAD Product of QMR		<b>G7-2-3(R)_B (EXAMPLE ONLY)</b>	