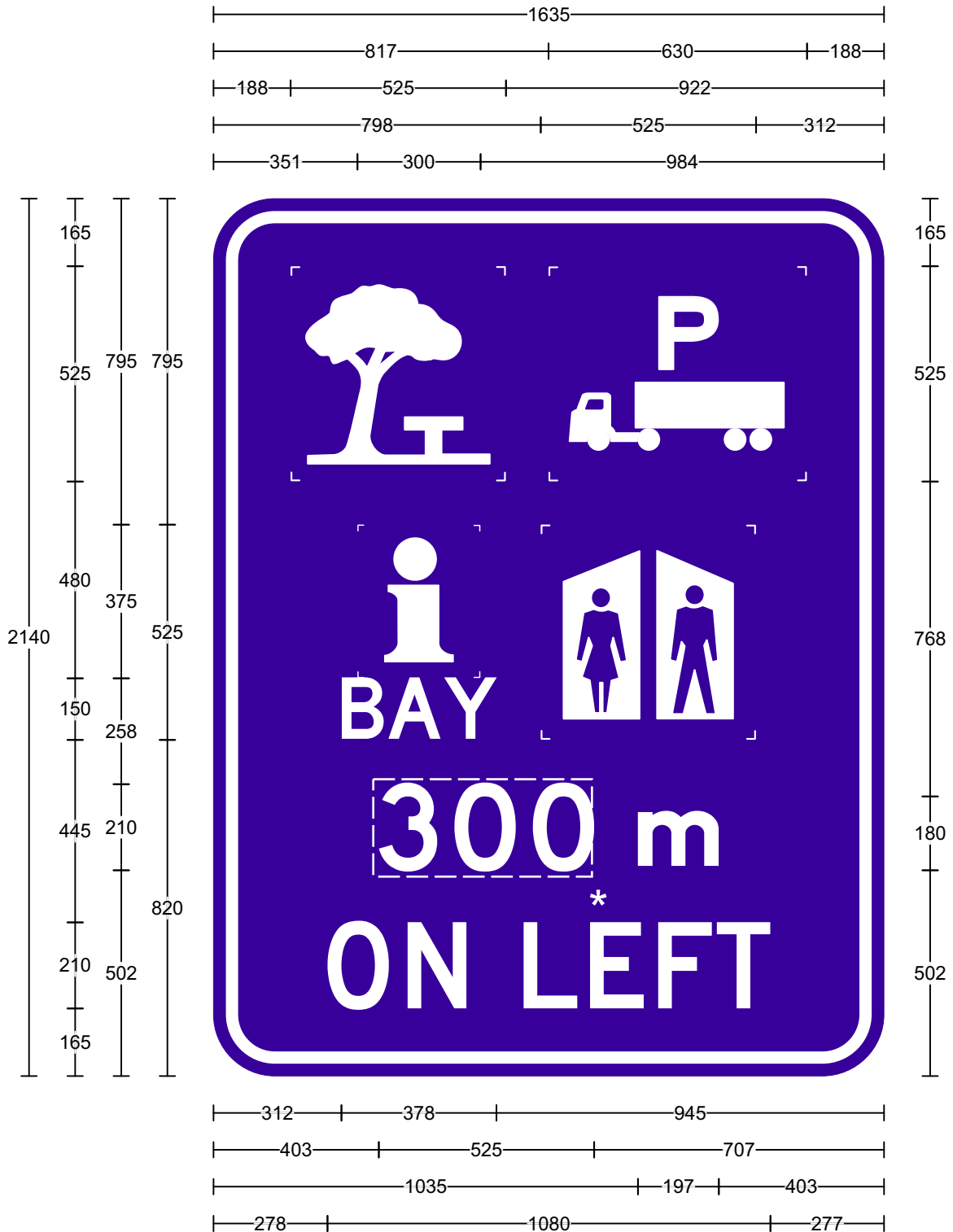


<b>Legend</b>	<b>Font Type</b>	<b>Font Size</b>
BAY	FHWA Series D2000EX	100
300	FHWA Series D2000EX	140
m	FHWA Series Em2000EX	120
ON LEFT	FHWA Series D2000EX	140

\* Variable

<b>Specifications:</b> Aluminium Sign Cl.400 White refl lgd(AS1906.1) Cl.400 Blue refl grd(AS1906.1)	<b>Size:</b>	1425 x 1090	<b>Date:</b>	4/10/22
	<b>Area:</b>	1.55 sq.m	<b>Scale:</b>	1:15
	<b>Border:</b>	20 x 20	<b>Drawn:</b>	
	<b>Cnr Rad:</b>	100	<b>Checked:</b>	
	<b>Patch CR:</b>	NA	<b>File:</b>	g7-2-4_l_a
	<b>Path:</b>	H:\Signs\TTT\DRAWINGS\GUIDE\TrasiCAD		
	Prepared using TraSiCAD Product of QMR	<b>G7-2-4(A)_L</b> <b>(Example Only)</b>		

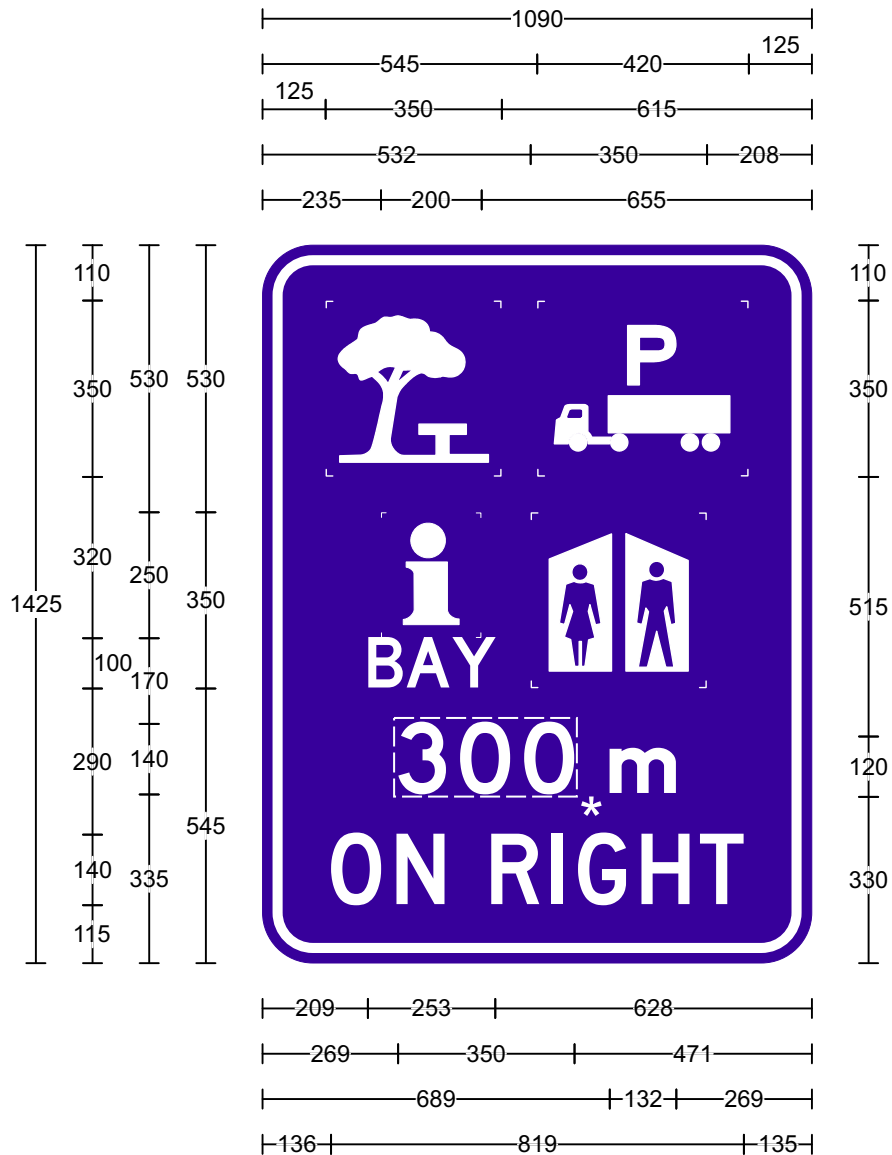


**Legend**

	<b>Font Type</b>	<b>Font Size</b>
BAY	FHWA Series D2000EX	150
300	FHWA Series D2000EX	210
m	FHWA Series Em2000EX	180
ON LEFT	FHWA Series D2000EX	210

\* Variable

<b>Specifications:</b> Aluminium Sign Cl.400 White refl lgd(AS1906.1) Cl.400 Blue refl grd(AS1906.1)	<b>Size:</b>	2140 x 1635	<b>Date:</b>	4/10/22
	<b>Area:</b>	3.5 sq.m	<b>Scale:</b>	1:15
	<b>Border:</b>	30 x 30	<b>Drawn:</b>	
	<b>Cnr Rad:</b>	150	<b>Checked:</b>	
	<b>Patch CR:</b>	NA	<b>File:</b>	g7-2-4_l_b
	<b>Path:</b>	H:\Signs\TTT\DRAWINGS\GUIDE\TrasiCAD		
	Prepared using TraSiCAD Product of QMR	<b>G7-2-4(B)_L</b> <b>(Example Only)</b>		

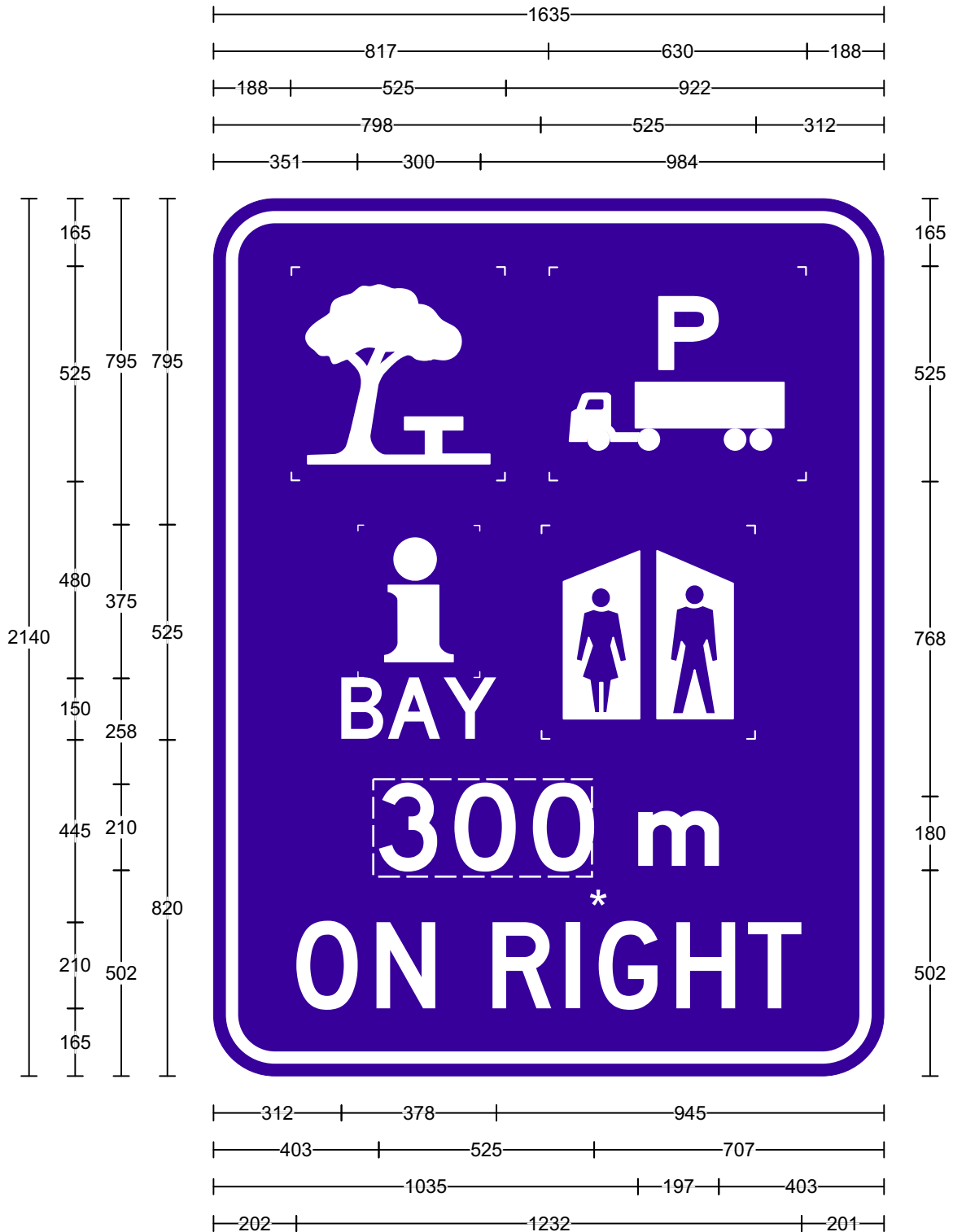


<b>Legend</b>	<b>Font Type</b>	<b>Font Size</b>
BAY	FHWA Series D2000EX	100
300	FHWA Series D2000EX	140
m	FHWA Series Em2000EX	120
ON RIGHT	FHWA Series D2000EX	140

\* Variable

Specifications:  
 Aluminium Sign  
 Cl.400 White refl lgd(AS1906.1)  
 Cl.400 Blue refl grd(AS1906.1)

Size:	1425 x 1090	Date:	4/10/22
Area:	1.55 sq.m	Scale:	1:15
Border:	20 x 20	Drawn:	
Cnr Rad:	100	Checked:	
Patch CR:	NA	File:	g7-2-4_r_a
		Path:	H:\Signs\TTT\DRAWINGS\GUIDE\TrasiCAD
Prepared using TraSiCAD Product of QMR		<b>G7-2-4(A)_R</b> (Example Only)	



**Legend**

Legend	Font Type	Font Size
BAY	FHWA Series D2000EX	150
300	FHWA Series D2000EX	210
m	FHWA Series Em2000EX	180
ON RIGHT	FHWA Series D2000EX	210

\* Variable

Specifications: Aluminium Sign Cl.400 White refl lgd(AS1906.1) Cl.400 Blue refl grd(AS1906.1)	Size:	2140 x 1635	Date:	4/10/22
	Area:	3.5 sq.m	Scale:	1:15
	Border:	30 x 30	Drawn:	
	Cnr Rad:	150	Checked:	
	Patch CR:	NA	File:	g7-2-4_r_b
		Path:	H:\Signs\TTT\DRAWINGS\GUIDE\TrasiCAD	
	Prepared using TraSiCAD Product of QMR		G7-2-4(B)_R (Example Only)	