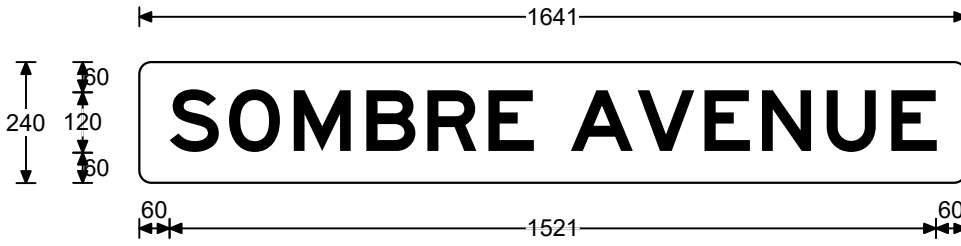


Legend	Font Type	Font Size
SOMBRE AVENUE	FHWA Series E2000EX	120
ELYSIUM FIELDS	FHWA Series D2000EX	160
CEMETERY &	FHWA Series D2000EX	160
CREMATORIUM	FHWA Series D2000EX	160

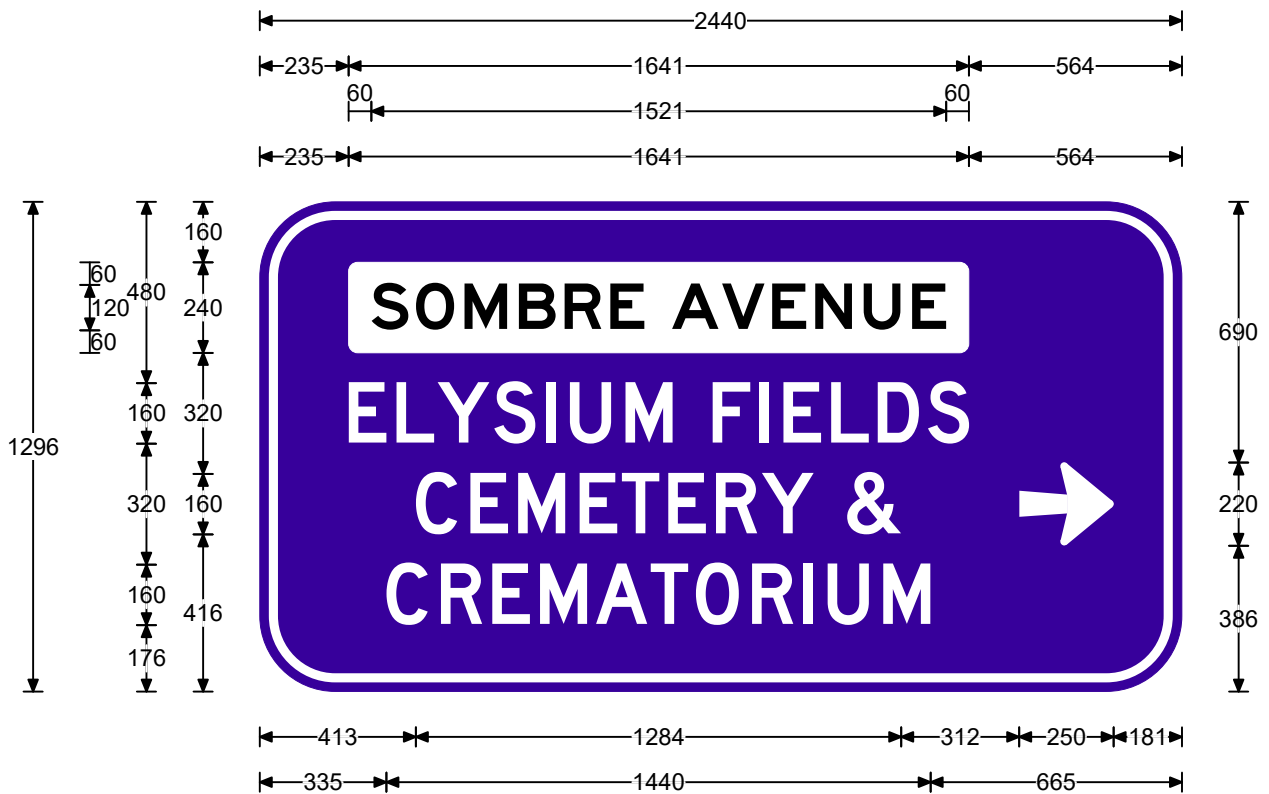
<b>Specifications:</b> Aluminium Sign Cl.400 White refl lgd(AS1906.1) Cl.400 Blue refl grd(AS1906.1) Road Name Patch:-Black lgd/Cl.400 White refl grd(AS1906.1)	<b>Size:</b>	1296 x 2440	<b>Date:</b>	13/10/22
	<b>Area:</b>	3.16 sq.m	<b>Scale:</b>	1:20
	<b>Border:</b>	24 x 24	<b>Drawn:</b>	daviesm
	<b>Cnr Rad:</b>	200	<b>Checked:</b>	
	<b>Patch CR:</b>	24	<b>File:</b>	g7-308n_l
	<b>Path:</b>	H:\Signs\TTT\DRAWINGS\GUIDE\TrasiCAD		
	Prepared using TraSiCAD Product of QMR	<b>G7-308n(L)</b> <b>(Example Only)</b>		



<u>Legend</u>	<u>Font Type</u>	<u>Font Size</u>
SOMBRE AVENUE	FHWA Series E2000EX	120

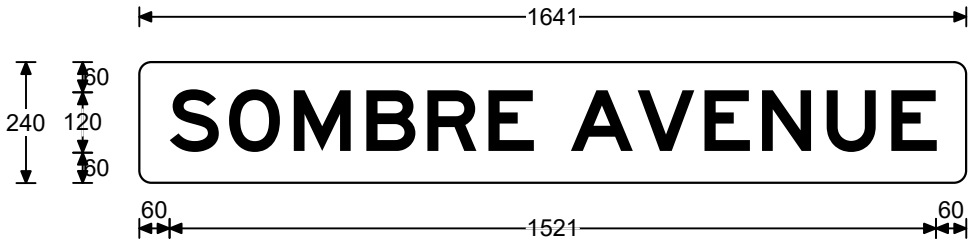
**Patch Detail**

Size:	240 x 1641	Date:	13/10/22
Area:	0.39 sq.m	Scale:	1:15
Border:	0 x 0	Drawn:	daviesm
Cnr Rad:	24	Checked:	
Patch CR:	NA	File:	g7-308n_l
		Path:	H:\Signs\TTT\DRAWINGS\GUIDE\TrasiCAD
		<b>G7-308n(L)</b>	
		<b>(Example Only)</b>	
Prepared using TraSiCAD Product of QMR			



Specifications:  
 Aluminium Sign  
 Cl.400 White refl lgd(AS1906.1)  
 Cl.400 Blue refl grd(AS1906.1)  
 Road Name Patch:-Black lgd/Cl.400 White refl grd(AS1906.1)

Size:	1296 x 2440	Date:	13/10/22
Area:	3.16 sq.m	Scale:	1:20
Border:	24 x 24	Drawn:	daviesm
Cnr Rad:	200	Checked:	
Patch CR:	24	File:	g7-308n_r
		Path:	H:\Signs\TTT\DRAWINGS\GUIDE\TrasiCAD
Prepared using TraSiCAD Product of QMR		<b>G7-308n(R)</b> (Example Only)	



<u>Legend</u>	<u>Font Type</u>	<u>Font Size</u>
SOMBRE AVENUE	FHWA Series E2000EX	120

**Patch Detail**

Size:	240 x 1641	Date:	13/10/22
Area:	0.39 sq.m	Scale:	1:15
Border:	0 x 0	Drawn:	daviesm
Cnr Rad:	24	Checked:	
Patch CR:	NA	File:	g7-308n_r
		Path:	H:\Signs\TTT\DRAWINGS\GUIDE\TrasiCAD
		<b>G7-308n(R)</b> <b>(Example Only)</b>	
Prepared using TraSiCAD Product of QMR			