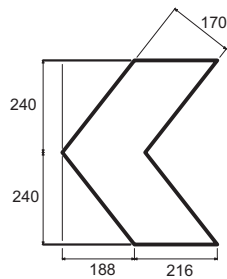


Legend

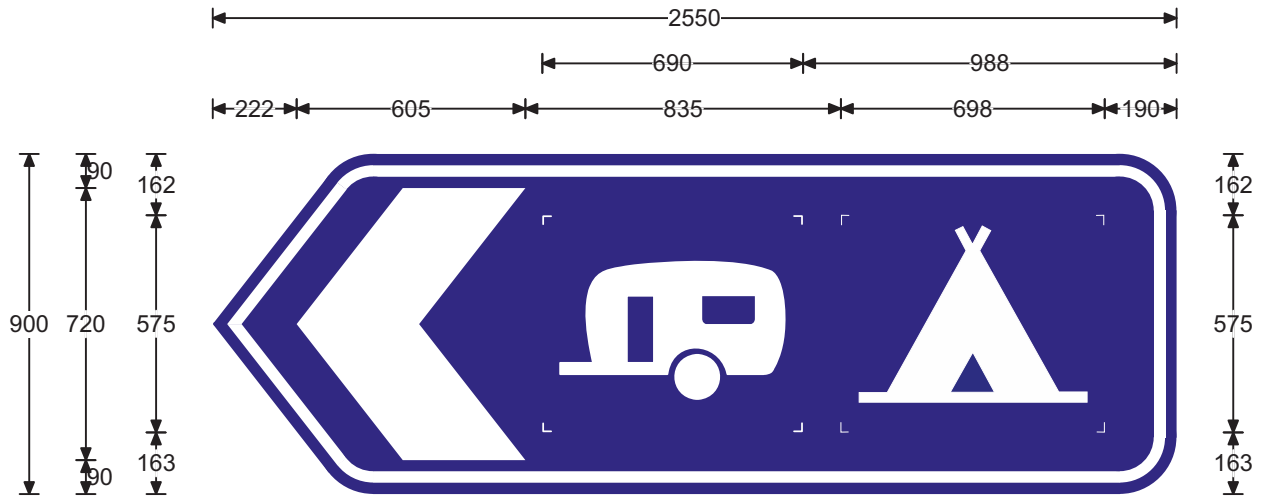
Font Type

Font Size



Specifications:
 Aluminium Sign
 Cl.400 White refl lgd(AS1906.1)
 Cl.400 Blue refl grd(AS1906.1)

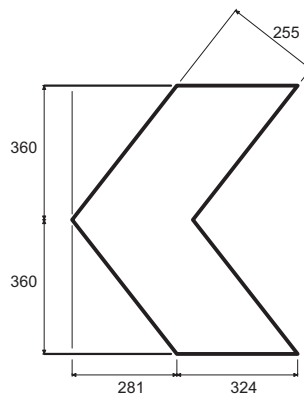
Size:	600 x 1700	Date:	7/10/22
Area:	1.02 sq.m	Scale:	1:20
Border:	20 x 20	Drawn:	
Cnr Rad:	100	Checked:	
Patch CR:	NA	File:	g7-4-2_l_a
		Path:	H:\Signs\TTT\DRAWINGS\GUIDE\TrasiCAD
Prepared using TraSiCAD Product of QMR		G7-4-2(L)_A (Example Only)	



Legend

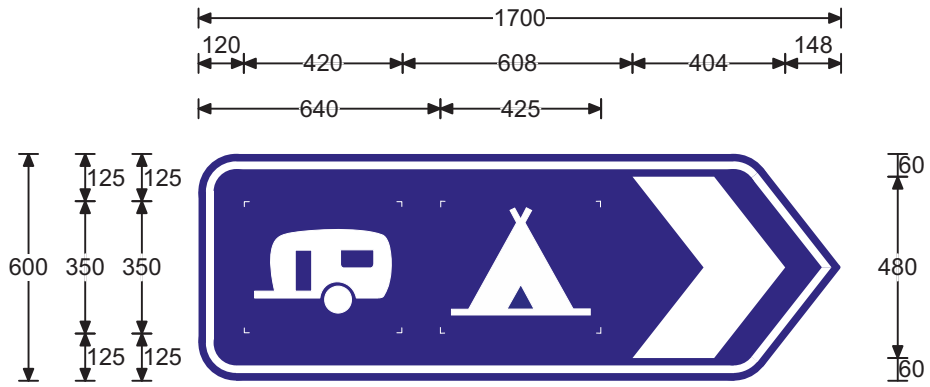
Font Type

Font Size



Specifications:
 Aluminium Sign
 Cl.400 White refl lgd(AS1906.1)
 Cl.400 Blue refl grd(AS1906.1)

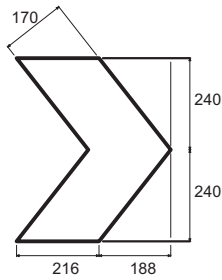
Size:	900 x 2550	Date:	7/10/22
Area:	2.3 sq.m	Scale:	1:20
Border:	30 x 30	Drawn:	
Cnr Rad:	150	Checked:	
Patch CR:	NA	File:	g7-4-2_l_b
		Path:	H:\Signs\TTT\DRAWINGS\GUIDE\TrasiCAD
Prepared using TraSiCAD Product of QMR		G7-4-2(L)_B (Example Only)	



Legend

Font Type

Font Size



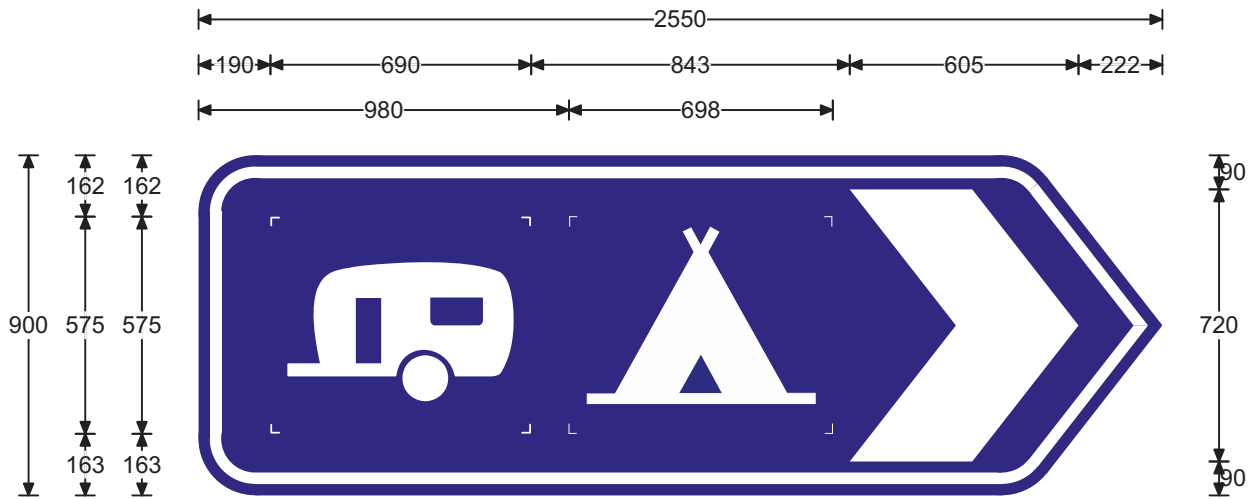
Specifications:
 Aluminium Sign
 Cl.400 White refl lgd(AS1906.1)
 Cl.400 Blue refl grd(AS1906.1)

Size:	600 x 1700	Date:	7/10/22
Area:	1.02 sq.m	Scale:	1:20
Border:	20 x 20	Drawn:	daviesm
Cnr Rad:	100	Checked:	
Patch CR:	NA	File:	g7-4-2_r_a

Path: H:\Signs\TTT\DRAWINGS\GUIDE\TrasiCAD

Prepared using TraSiCAD
 Product of QMR

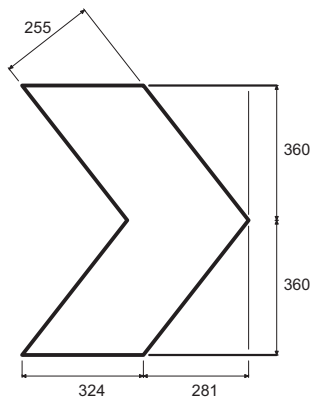
**G7-4-2(R)_A
 (EXAMPLE ONLY)**



Legend

Font Type

Font Size



Specifications: Aluminium Sign Cl.400 White refl lgd(AS1906.1) Cl.400 Blue refl grd(AS1906.1)	Size:	900 x 2550	Date:	7/10/22
	Area:	2.3 sq.m	Scale:	1:20
	Border:	30 x 30	Drawn:	daviesm
	Cnr Rad:	150	Checked:	
	Patch CR:	NA	File:	g7-4-2_r_b
			Path:	H:\Signs\TTT\DRAWINGS\GUIDE\TrasiCAD
	Prepared using TraSiCAD Product of QMR		G7-4-2(R)_B (EXAMPLE ONLY)	