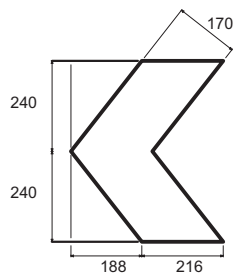
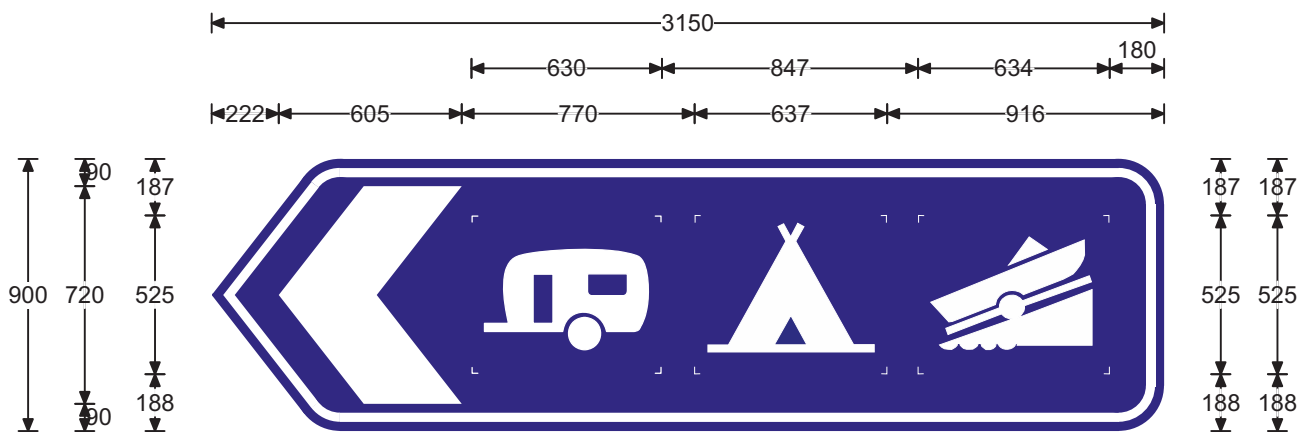


Legend Font Type Font Size



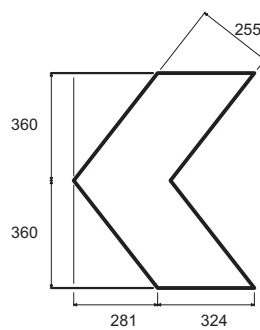
Specifications: Aluminium Sign Cl.400 White refl lgd(AS1906.1) Cl.400 Blue refl grd(AS1906.1)	Size:	600 x 2100	Date:	7/10/22
	Area:	1.26 sq.m	Scale:	1:20
	Border:	20 x 20	Drawn:	
	Cnr Rad:	100	Checked:	
	Patch CR:	NA	File:	g7-4-3_l_a
	Path:	H:\Signs\TTT\DRAWINGS\GUIDE\TrasiCAD		
	Prepared using TraSiCAD Product of QMR	G7-4-3(L)_A (Example Only)		



Legend

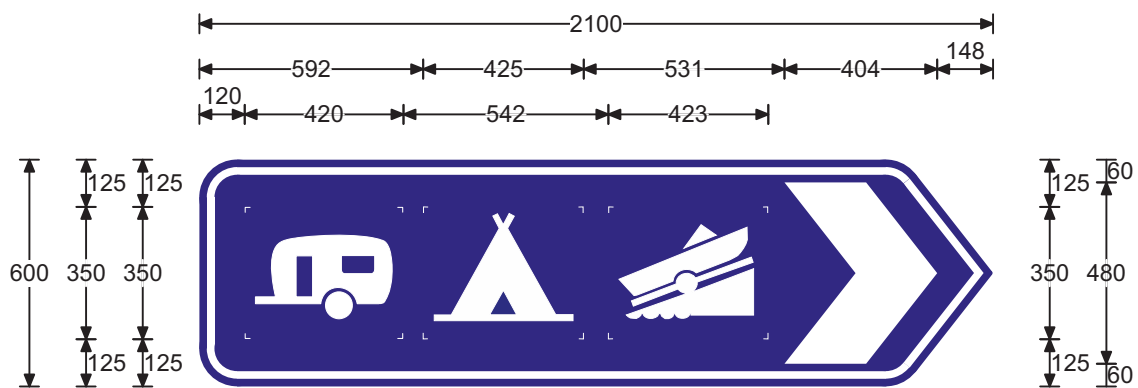
Font Type

Font Size

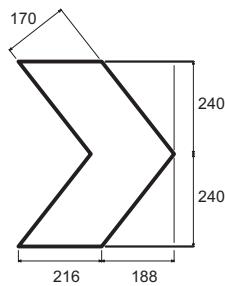


Specifications:
 Aluminium Sign
 Cl.400 White refl lgd(AS1906.1)
 Cl.400 Blue refl grd(AS1906.1)

Size:	900 x 3150	Date:	7/10/22
Area:	2.84 sq.m	Scale:	1:25
Border:	30 x 30	Drawn:	
Cnr Rad:	150	Checked:	
Patch CR:	NA	File:	g7-4-3_l_b
		Path:	H:\Signs\TTT\DRAWINGS\GUIDE\TrasiCAD
Prepared using TraSiCAD Product of QMR		G7-4-3(L)_B (Example Only)	

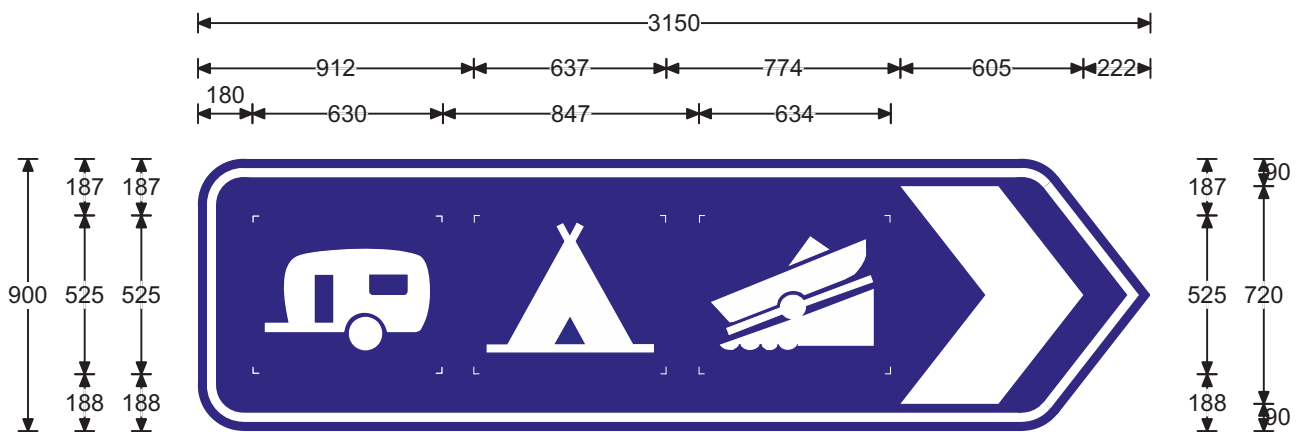


Legend Font Type Font Size



Specifications:
 Aluminium Sign
 Cl.400 White refl lgd(AS1906.1)
 Cl.400 Blue refl grd(AS1906.1)

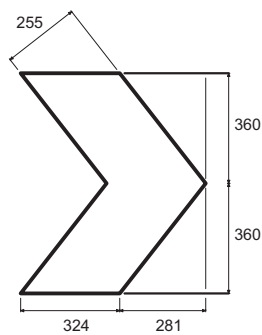
Size:	600 x 2100	Date:	7/10/22
Area:	1.26 sq.m	Scale:	1:20
Border:	20 x 20	Drawn:	daviesm
Cnr Rad:	100	Checked:	
Patch CR:	NA	File:	g7-4-3_r_a
		Path:	H:\Signs\TTT\DRAWINGS\GUIDE\TrasiCAD
Prepared using TraSiCAD Product of QMR		G7-4-3(R)_A (EXAMPLE ONLY)	



Legend

Font Type

Font Size



Specifications: Aluminium Sign Cl.400 White refl lgd(AS1906.1) Cl.400 Blue refl grd(AS1906.1)	Size:	900 x 3150	Date:	7/10/22
	Area:	2.84 sq.m	Scale:	1:25
	Border:	30 x 30	Drawn:	daviesm
	Cnr Rad:	150	Checked:	
	Patch CR:	NA	File:	g7-4-3_r_b
		Path:	H:\Signs\TTT\DRAWINGS\GUIDE\TrasiCAD	
	Prepared using TraSiCAD Product of QMR		G7-4-3(R)_B (EXAMPLE ONLY)	