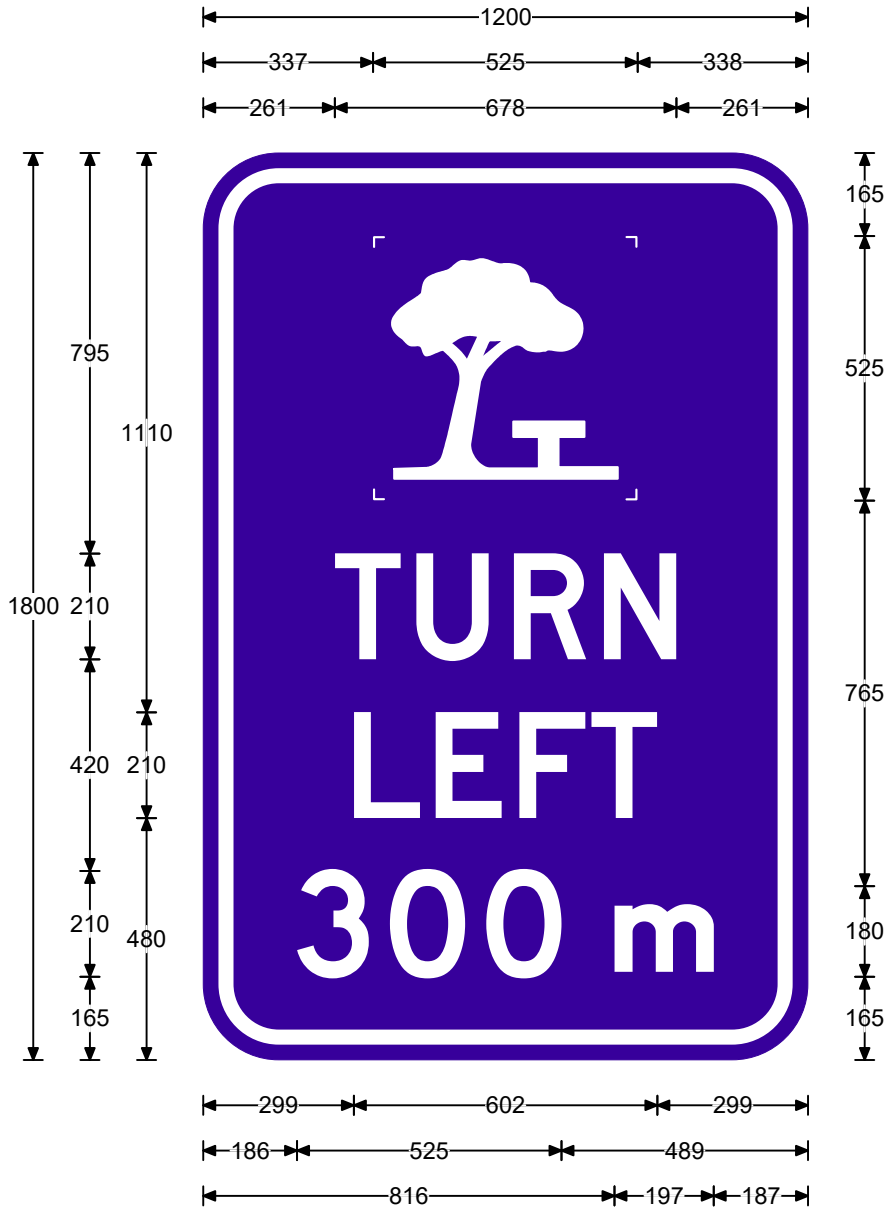


<u>Legend</u>	<u>Font Type</u>	<u>Font Size</u>
TURN	FHWA Series D2000EX	140
LEFT	FHWA Series D2000EX	140
300	FHWA Series D2000EX	140
m	FHWA Series Em2000EX	120

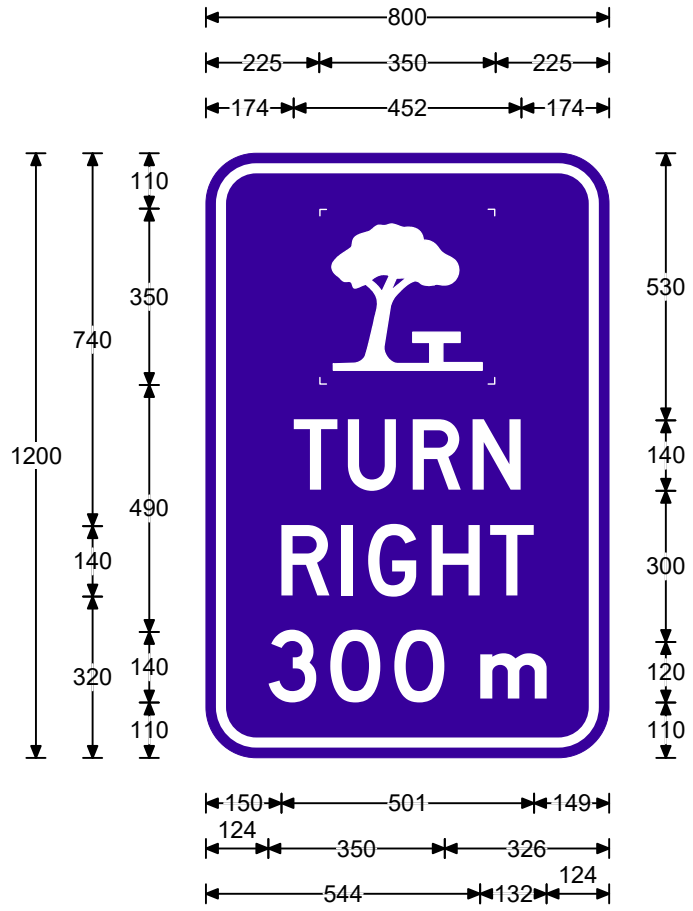
Specifications: ALUMINIUM SIGN: Cl.400 White refl legend and border(AS1906.1). Cl.400 Blue refl ground(AS1906.1).	Size:	1200 x 800	Date:	10/10/22
	Area:	0.96 sq.m	Scale:	1:15
	Border:	20 x 20	Drawn:	
	Cnr Rad:	100	Checked:	
	Patch CR:	NA	File:	g7-7-1_l_a
		Path:	H:\Signs\TTT\DRAWINGS\GUIDE\TrasiCAD	
	Prepared using TraSiCAD Product of QMR		<b>G7-7-1(L)_A</b> <b>(Example Only)</b>	



<u>Legend</u>	<u>Font Type</u>	<u>Font Size</u>
TURN	FHWA Series D2000EX	210
LEFT	FHWA Series D2000EX	210
300	FHWA Series D2000EX	210
m	FHWA Series Em2000EX	180

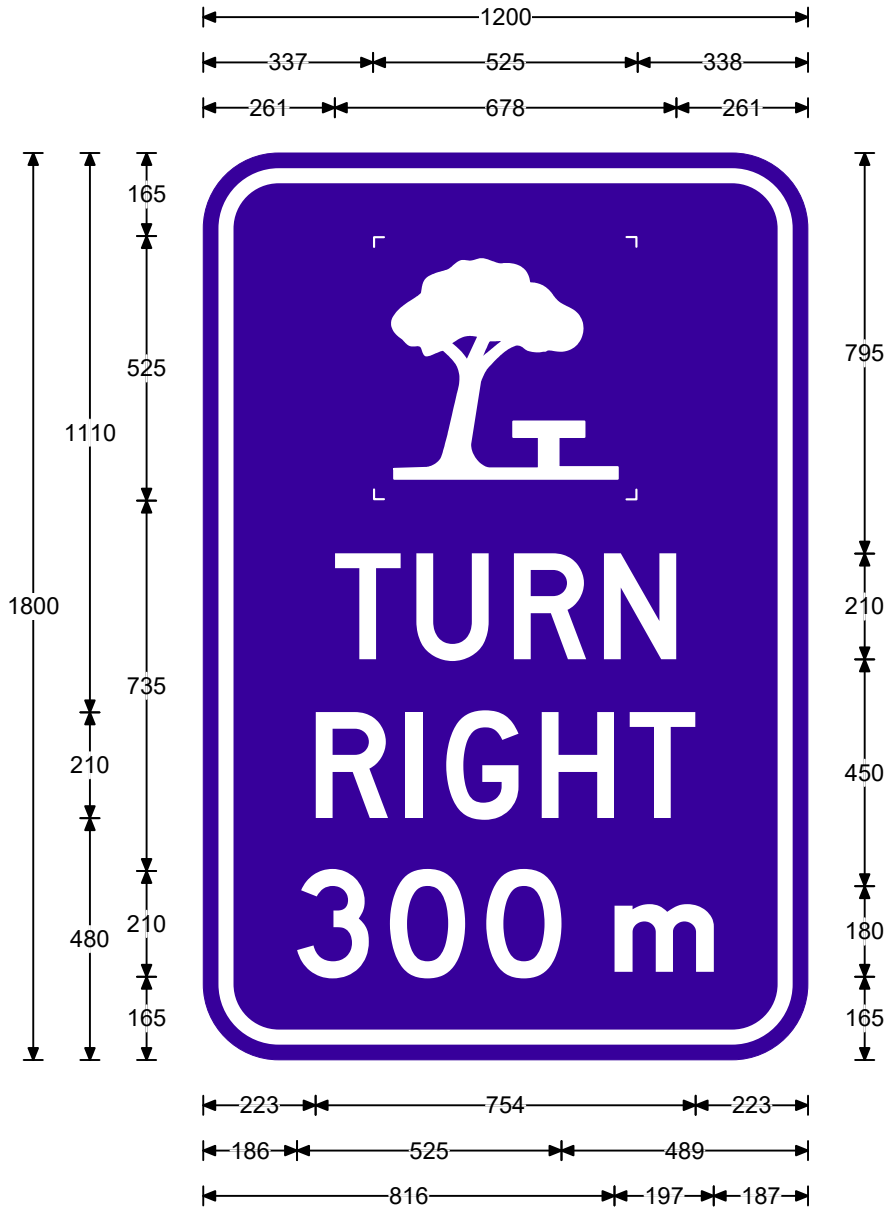
Specifications:  
 ALUMINIUM SIGN:  
 Cl.400 White refl legend and border(AS1906.1).  
 Cl.400 Blue refl ground(AS1906.1).

Size:	1800 x 1200	Date:	10/10/22
Area:	2.16 sq.m	Scale:	1:15
Border:	30 x 30	Drawn:	
Cnr Rad:	150	Checked:	
Patch CR:	NA	File:	g7-7-1_l_b
		Path:	H:\Signs\TTT\DRAWINGS\GUIDE\TrasiCAD
Prepared using TraSiCAD Product of QMR		<b>G7-7-1(L)_B</b> (Example Only)	



<u>Legend</u>	<u>Font Type</u>	<u>Font Size</u>
TURN	FHWA Series D2000EX	140
RIGHT	FHWA Series D2000EX	140
300	FHWA Series D2000EX	140
m	FHWA Series Em2000EX	120

Specifications: ALUMINIUM SIGN: Cl.400 White refl legend and border(AS1906.1). Cl.400 Blue refl ground(AS1906.1).	Size:	1200 x 800	Date:	10/10/22
	Area:	0.96 sq.m	Scale:	1:15
	Border:	20 x 20	Drawn:	
	Cnr Rad:	100	Checked:	
	Patch CR:	NA	File:	g7-7-1_r_a
		Path:	H:\Signs\TTT\DRAWINGS\GUIDE\TrasiCAD	
	Prepared using TraSiCAD Product of QMR		<b>G7-7-1(R)_A</b> <b>(Example Only)</b>	



<u>Legend</u>	<u>Font Type</u>	<u>Font Size</u>
TURN	FHWA Series D2000EX	210
RIGHT	FHWA Series D2000EX	210
300	FHWA Series D2000EX	210
m	FHWA Series Em2000EX	180

Specifications:  
 ALUMINIUM SIGN:  
 Cl.400 White refl legend and border(AS1906.1).  
 Cl.400 Blue refl ground(AS1906.1).

Size:	1800 x 1200	Date:	10/10/22
Area:	2.16 sq.m	Scale:	1:15
Border:	30 x 30	Drawn:	
Cnr Rad:	150	Checked:	
Patch CR:	NA	File:	g7-7-1_r_b
		Path:	H:\Signs\TTT\DRAWINGS\GUIDE\TrasiCAD
Prepared using TraSiCAD Product of QMR		<b>G7-7-1(R)_B</b> (Example Only)	