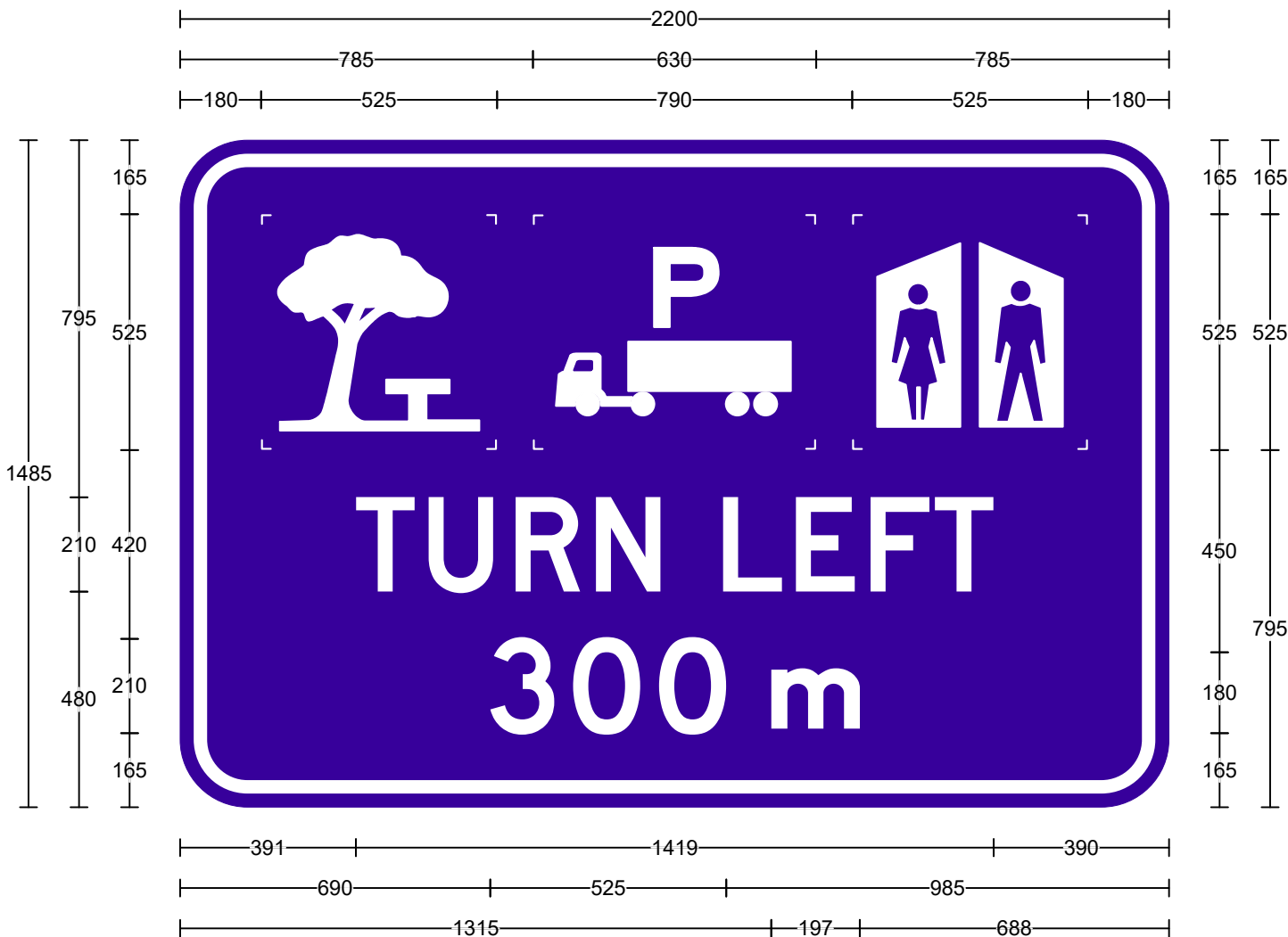


Legend	Font Type	Font Size
TURN LEFT	FHWA Series D2000EX	140
300	FHWA Series D2000EX	140
m	FHWA Series Em2000EX	120

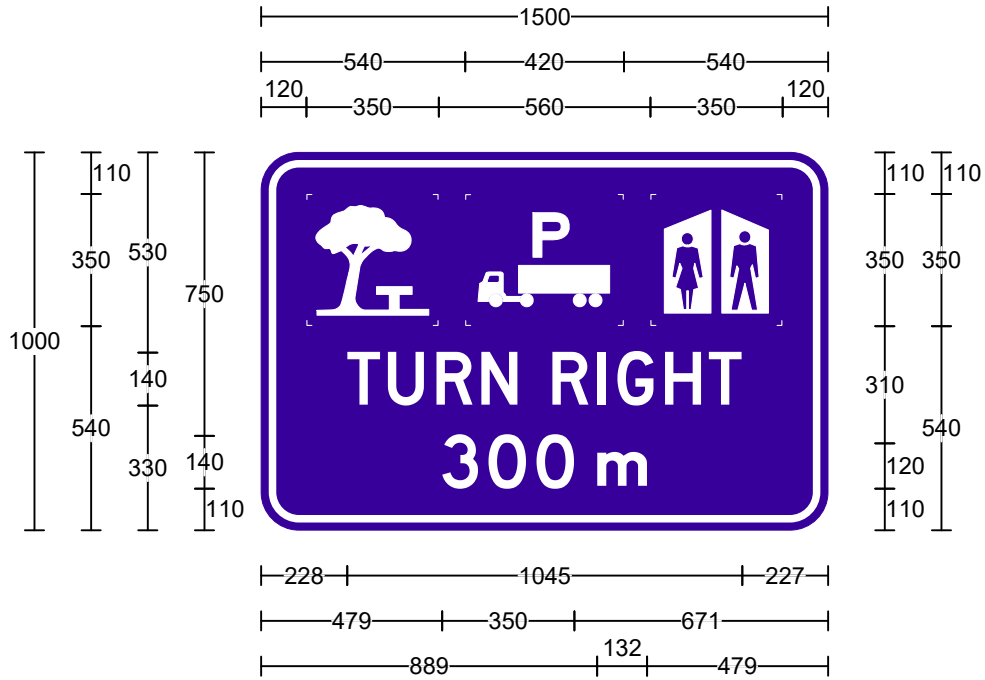
Specifications: Aluminium Sign Cl.400 White refl lgd(AS1906.1) Cl.400 Blue refl grd(AS1906.1)	Size:	1000 x 1500	Date:	11/10/22
	Area:	1.5 sq.m	Scale:	1:20
	Border:	20 x 20	Drawn:	
	Cnr Rad:	100	Checked:	
	Patch CR:	NA	File:	g7-8-3_l_a
	Path: H:\Signs\TTT\DRAWINGS\GUIDE\TrasiCAD			
	Prepared using TraSiCAD Product of QMR	G7-8-3(L)_A (EXAMPLE ONLY)		



<u>Legend</u>	<u>Font Type</u>	<u>Font Size</u>
TURN LEFT	FHWA Series D2000EX	210
300	FHWA Series D2000EX	210
m	FHWA Series Em2000EX	180

Specifications:
 Aluminium Sign
 Cl.400 White refl lgd(AS1906.1)
 Cl.400 Blue refl grd(AS1906.1)

Size:	1485 x 2200	Date:	11/10/22
Area:	3.27 sq.m	Scale:	1:15
Border:	30 x 30	Drawn:	
Cnr Rad:	150	Checked:	
Patch CR:	NA	File:	g7-8-3_l_b
	Path:	H:\Signs\TTT\DRAWINGS\GUIDE\TrasiCAD	
Prepared using TraSiCAD Product of QMR	G7-8-3(L)_B (EXAMPLE ONLY)		

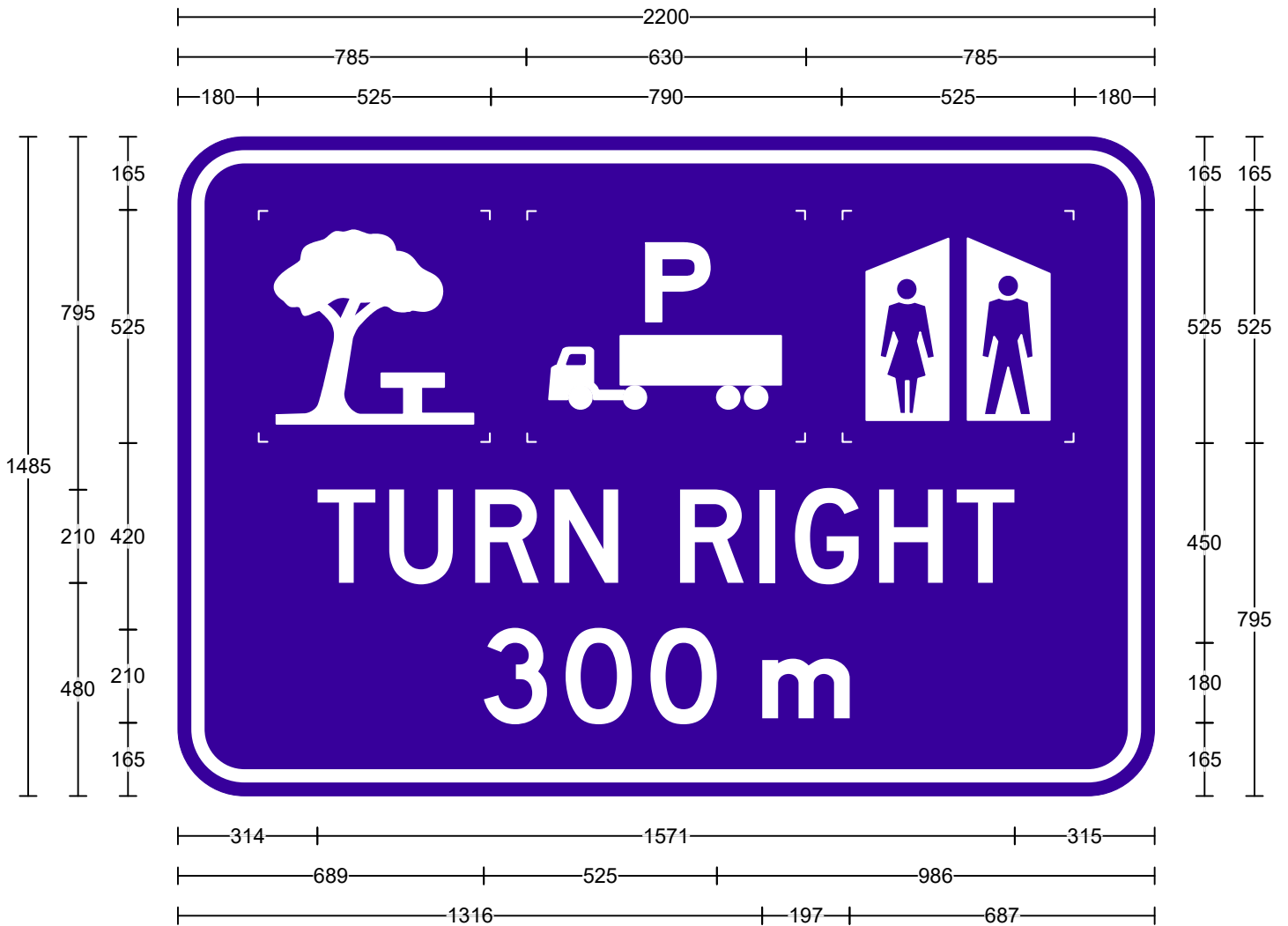


Legend
 TURN RIGHT
 300
 m

Font Type
 FHWA Series D2000EX
 FHWA Series D2000EX
 FHWA Series Em2000EX

Font Size
 140
 140
 120

Specifications: Aluminium Sign Cl.400 White refl lgd(AS1906.1) Cl.400 Blue refl grd(AS1906.1)	Size:	1000 x 1500	Date:	11/10/22
	Area:	1.5 sq.m	Scale:	1:20
	Border:	20 x 20	Drawn:	
	Cnr Rad:	100	Checked:	
	Patch CR:	NA	File:	g7-8-3_r_a
		Path:	H:\Signs\TTT\DRAWINGS\GUIDE\TrasiCAD	
	Prepared using TraSiCAD Product of QMR	G7-8-3(R)_A (EXAMPLE ONLY)		



Legend

TURN RIGHT
300
m

Font Type

FHWA Series D2000EX
FHWA Series D2000EX
FHWA Series Em2000EX

Font Size

210
210
180

Specifications:
Aluminium Sign
Cl.400 White refl lgd(AS1906.1)
Cl.400 Blue refl grd(AS1906.1)

Size:	1485 x 2200	Date:	11/10/22
Area:	3.27 sq.m	Scale:	1:15
Border:	30 x 30	Drawn:	
Cnr Rad:	150	Checked:	
Patch CR:	NA	File:	g7-8-3_r_b
		Path:	H:\Signs\TTT\DRAWINGS\GUIDE\TrasiCAD
Prepared using TraSiCAD Product of QMR		G7-8-3(R)_B (EXAMPLE ONLY)	