

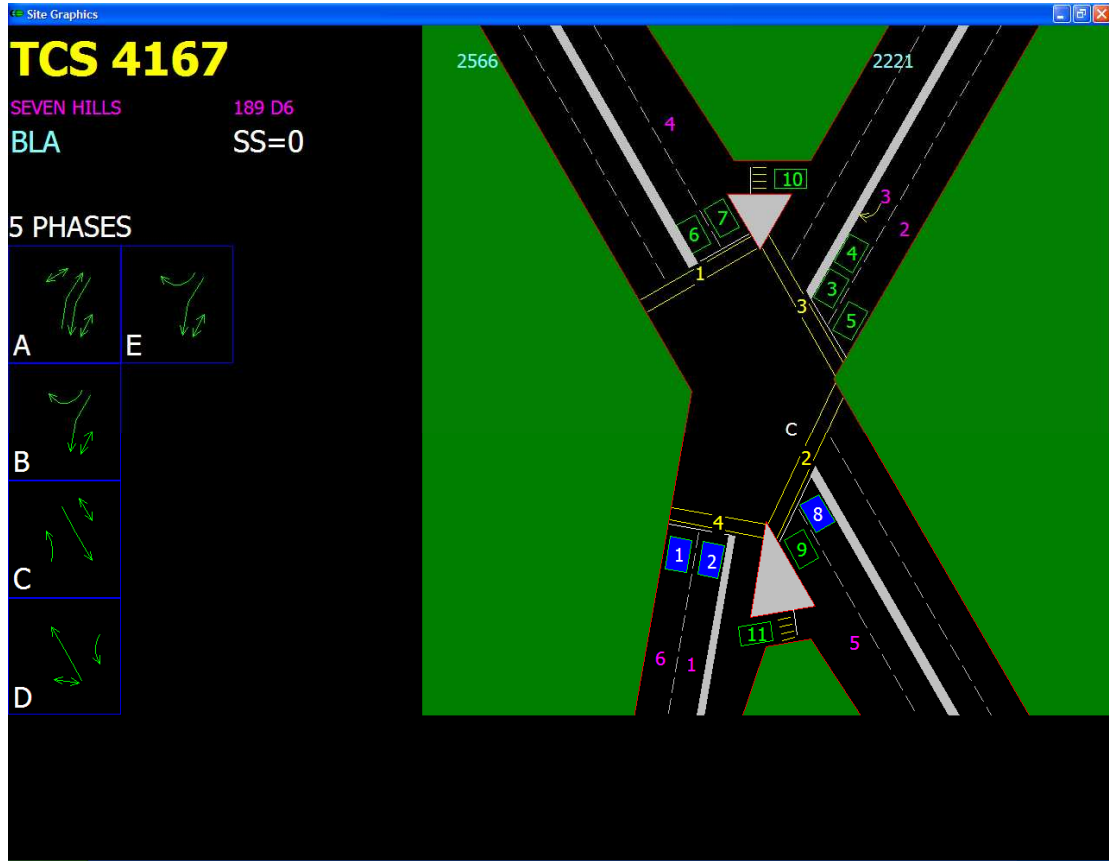
TCS 2566



TCS 2375



TCS 4167



TCS 2439



TCS 3022



TCS 3327



TCS 2417



INTERSECTION :- 2375

BLACKTOWN RD & ST MARTINS CR, BLACKTOWN

DESCRIPTION PROMS :- X2375M / F4206

CONTROLLER TYPE :- STANDARD PERSONALITY CONTROLLER

INPUTS :-	PSC2/DL5 Terminal		PSC2/DL5 Terminal
1. A L (T1)	1-1	7. B-C-D TIMED (T26)	3-3
2. A R (T1)	2-2	8. C (T1)	4-4
3. A-B-D1 DEP TIMED (T14)	5-5	9. A PED P.B.	E5
4. A-B-D1 APP (T14)	6-6	10. A PB ON POST4 (T37)	E6
5. A-B-D2 L (T21)	7-7	11. C PED P.B.	E7
6. A-B-D2 R (T21)	8-8	12. C PB ON POST7 (T37)	E8

APPROACHES :-

A APP 1 : A L,R	A APP 2 : A-B-D2 L,R
A APP 3 : A-B-D1 APP	
B APP 1 : B-C-D	B APP 2 : A-B-D2 L,R
B APP 3 : A-B-D1 APP	
C APP 1 : B-C-D	C APP 2 : C
D APP 1 : B-C-D	D APP 2 : A-B-D2 L,R
D APP 3 : A-B-D1 APP	

FLEXIDATA :-

SEQUENCE	A,B,C,D	A,C,B,D
AUTO REL	C	C
R- REL	A	A
R+ REL	B	B
Q- REL	D	D
Q+ REL		

PEDESTRIANS :-

1. A PED (P+-)
2. C PED (P+-)

SPECIAL FEATURES :-

All-red time required in B.20 for startup/restart time.
 Dimming tables have been included.
 The revision number is currently 1 (=A).
 Pedestrians have automatic introduction.
 - in Masterlink mode, using Y- signal.
 - in non Masterlink modes, using XSF16 signal.

B/D RT GAR allows filtering in A phase when Z- signal is present.
 B/D RT GAR has timed red arrow protection for ped A PED walk and clearance. Red arrow timesetting at B.11.
 Late start required in A phase for B/D RT GAR.
 A phase cannot terminate until B/D RT GAR has displayed off for the phase minimum green time, ie after the red arrow display.
 Adjust the SCATS w1T data to prevent LC alarms;
 ie w1T should be set equal to the sum of P1 clearance 1 & 2 times plus the A phase min. green and intergreen times.
 B/C/D LT GAR has timed red arrow protection for ped C PED walk and clearance. Red arrow timesetting at B.12.
 B/C/D LT GAR has minimum green after ped clearance (subject to Z5), using C phase min. green timesetting.
 Z5 facility required in C phase under masterlink.
 C phase cannot terminate until B/C/D LT GAR has displayed off or green for the phase minimum green time, ie after the red arrow display.
 Adjust the SCATS w2T data to prevent LC alarms;
 ie w2T should be set equal to the sum of P2 clearance 1 & 2 times plus the C phase min. green and intergreen times.
 C LT GAR has timed red arrow protection for ped A PED walk and

CIS 2375

clearance. Red arrow timesetting at B.11.
Late start required in C phase for C LT GAR.
A phase cannot terminate until C LT GAR has displayed off for
the phase minimum green time, ie after the red arrow display.
Adjust the SCATS WIT data to prevent LC alarms;
ie WIT should be set equal to the sum of P1 clearance 1 & 2
times plus the A phase min. green and intergreen times.
Detector A PB ON POST4 provides conditional timed red protection for
pedestrian 1 clearance.
SCATS VR 21 may be required to prevent SC or LC alarms.
Detector C PB ON POST7 provides conditional timed red protection for
pedestrian 2 clearance.
SCATS VR 21 may be required to prevent SC or LC alarms.

SOFTWARE ARTERIAL ON A PHASE.

* CONTROLLER INFORMATION SHEET *
* FOR SITE NO. 2375 *
* *
* DATE :- 6-JAN-2000 *

♀

ADAPTIVE ENGINEERING JOB SUMMARY - T.C.S. 2375

Generated : 6-JAN-2000 17:42
Originated by : John GABRIELIAN

Location : BLACKTOWN RD & ST MARTINS CR, BLACKTOWN
Controller type : PSC
Job Instruction(s) : SM 112
Plan Number : VV2375
Sheet number : 4
Issue : C

Type of job : Reconstruction

Traffic signals workshop to prepare housing
Despatch housing to : Supervising Technician, Yennora W.O.

Notes :-
REPLACE CONTROLLER WITH PSC TYPE.
C LT S.G. HAS BEEN ADDED.
SITE NOW 4 PHASE (D PHASE REPEAT OF B PHASE)
A AND C PED PB HAS BEEN SPLIT.
NEW TIME SETTING REQUIRED.

Yennora W.O. to prepare PROMs
Label on PROMs : X2375MS

Personality Checksums :-

Personality checksum = 05

Despatch PROMs to : Supervising Technician, Yennora W.O.

Documentation to be forwarded with PROMs :-
Job Instruction
Design Layout
Facility Schedule

Controller Information Sheet
 Personality Information Doc
 Housing Terminal Chart

♀
 CREATED ON 6-JAN-2000 AT 16:24

INTERSECTION : 2375
 LOCATION : BLACKTOWN RD & ST MARTINS CR, BLACKTOWN
 PLAN, ISSUE : VV2375,4,C
 CONTROLLER : STANDARD PERSONALITY CONTROLLER

4 PHASES
 6 VEHICLES
 2 PEDESTRIANS

VEH	NAME	TABLE	TYPE	ASPECTS	MINIMUM	SPEC MOV.
1	A GAR	1	Major	GAR		
2	C GAR	1	Major	GAR		
3	B/D RT GAR	81	Minor	GAR		
4	A/B/D GAR	3	Major	GAR		
5	B/C/D LT GAR	77	Minor	GAR	1	
6	C LT GAR	76	Minor	GAR		

PED	NAME	TABLE	TYPE
7	A PED	2	Ped
8	C PED	2	Ped

NAME	CONFLICT MATRIX							
	1	2	3	4	5	6	7	8
A GAR	1	X	X	X	X			X
C GAR	2	X	X	X			X	X
B/D RT GAR	3	X	X			X	X	X
A/B/D GAR	4	X						X
B/C/D LT GAR	5	X					X	X
C LT GAR	6		X				X	
A PED	7	X	X	X	X			
C PED	8	X	X	X	X			

Diode required for detector logic.
 (PSC MK I controller only)
 Anode :- Det 3, Cathode :- Det 4.

♀

 ! CONTROLLER HOUSING TERMINALS !

TCS NUMBER : 2375 CREATED : 6-JAN-2000 16:24
 LOCATION : BLACKTOWN RD & ST MARTINS CR, BLACKTOWN
 PLAN, ISSUE : VV2375,4,C
 CONTROLLER : STANDARD PERSONALITY CONTROLLER

! FACILITY	! TERMINAL	! FACILITY	! TERMINAL
! GREEN A GAR	! A 3	! GREEN B/C/D LT GAR	! B 3 !
! YELLOW A GAR	! A 4	! YELLOW B/C/D LT GAR	! B 4 !
! RED A GAR	! A 5	! RED B/C/D LT GAR	! B 5 !
! GREEN C GAR	! A 6	! GREEN C LT GAR	! B 6 !
! YELLOW C GAR	! A 7	! YELLOW C LT GAR	! B 7 !
! RED C GAR	! A 8	! RED C LT GAR	! B 8 !
! GREEN B/D RT GAR	! A 9	! WALK A PED	! B 9 !
! YELLOW B/D RT GAR	! A10	! DONT A PED	! B11 !
! RED B/D RT GAR	! A11	!	!

				CIS 2375								
!	GREEN	A/B/D	GAR	!	A12	!	WALK	C	PED	!	B12	!
!	YELLOW	A/B/D	GAR	!	A13	!	DONT	C	PED	!	B14	!
!	RED	A/B/D	GAR	!	A14	!				!		!

!	LAMP	ACTIVE		!	A2,B2,C2	!				!		!
!	LAMP	NEUTRAL		!	A1,B1,C1	!				!		!
!	DETECTOR	RETURN		!	E3,E4	!				!		!
!	EARTH			!	EARTH LINK	!				!		!

INTERSECTION :- 2417

GREAT WESTERN HWY & FLUSHCOMBE RD, PROSPECT

DESCRIPTION PROMS :- X2417M / F5109

INPUTS :-	PSC2/QTC Terminal		PSC2/QTC Terminal
1. A-B L	1-1	9. A-C-E DEP TIMED	13-13
2. A-B C	2-2	10. A-C-E APP	8-8
3. A-B R	3-3	11. D1	(T1) 10-10
4. A-B-E DEP TIMED	9-9	12. D2	(T1) 14-14
5. A-B-E APP	4-4	13. D3 TIMED	(T11) 15-15
6. A-C L	5-5	14. D-E	11-11
7. A-C C	6-6	15. P1 = D PED PB	E5
8. A-C R	7-7	16. P1 EXTENDED PB	(T37) E6

APPROACHES :-

A APP 1 : A-C L,C,R	A APP 2 : A-B L,C,R
A APP 3 : A-B-E APP	A APP 4 : A-C-E APP
B APP 1 : A-B-E APP	B APP 2 : A-B L,C,R
C APP 1 : A-C L,C,R	C APP 2 : A-C-E APP
D APP 1 : D1	D APP 2 : D2
D APP 3 : D-E	D APP 4 : D3
E APP 1 : A-B-E APP	E APP 2 : A-C-E APP
E APP 3 : D-E	

FLEXIDATA :-

SEQUENCE	A,B,C,D,E	A,B,C,D,E
AUTO REL	B,C,E	B,C,E
R- REL	A	A
R+ REL	D	D
Q- REL		
Q+ REL		

PEDESTRIANS :-

1. P1 = D PED

SPECIAL FEATURES :-

All-red time required in B.20 for startup/restart time.

Vehicle V6 = D* PHASE provided for lamp monitoring.

Dimming level 1 is activated.

Pedestrians have automatic introduction.

- in Masterlink mode, using Y- signal.

- in non Masterlink modes, using XSF16 signal.

Maximum time transferred from A to phases :- BC.

Maximum time stealing from B to phases :- A.

Maximum time stealing from C to phases :- A.

Time TSM1 is substituted with time TREDE.

Time TSM2 is substituted with time TREDE.

Time TSM4 is substituted with time TREDE.

Time TSM3 is substituted with time TREDE.

Late Start time required in C & E phases for V7 = C/E/E2 LT.

V7 = C/E/E2 LT uses E phase all red time following special movement yellow.

Late Start time required in B & E phases for V8 = B/E/E1 LT.

V8 = B/E/E1 LT has timed red arrow protection for ped P1 = D PED

walk and clearance. Red arrow time at B.11.

V8 = B/E/E1 LT uses E phase all red time following special movement yellow.

D phase cannot terminate until V8 = B/E/E1 LT has displayed off

for the phase min. green time.

Adjust the SCATS W1T data to prevent SC and LC alarms.

CIS 2417

V9 = D RTRA has timed red arrow protection for ped P1 = D PED walk and clearance. Red arrow time at B.12.
D phase cannot terminate until V9 = D RTRA has displayed off for D phase minimum green time.
Adjust the SCATS W1T data to prevent SC and LC alarms.
Detector P1 EXTENDED PB provides ped P1 with extended timed red protection.

THIS SITE OPERATES TO SINGLE D.O. STANDARD (VD.018-14).

- * Filtering shall be permitted on the A-B approach during 'A' phase under the following conditions:
 - The mode of operation is Masterlink or Flexilink, AND
 - XSF bit1 is set (ie the relevant Masterlink or Flexilink bit), AND
 - There is no Z+ signal present ie 'C' phase is not allowed to run
- * when filtering is ACTIVE on the A-B approach:
 - the V3 red arrow will be held for the 'A' phase late start interval following 'B', 'E', 'E1' AND 'E2'.
 - the controller PREVENTS the movement from 'A' TO 'E2'.
 - the controller prevents local demands for 'C' phase in an attempt to inhibit the movement from 'A' TO 'C'.
 - The Z+ signal for the introduction of 'C' phase is IGNORED during 'A' phase because V2 is not permitted to overlap from 'A' TO 'C'.
 - If the controller is forced to 'C' from 'A' phase (eg. by scats dwell) then V2 will display yellow & red for the A-C intergreen & will be held red for the 'C' phase late start interval.
 - The presence of a Z+ signal will disable filtering when the controller leaves 'A' phase.
- * Filtering shall be permitted on the A-C approach during 'A' phase under the following conditions:
 - The mode of operation is Masterlink or Flexilink, AND
 - XSF bit2 is set, AND
 - There is no Z- signal present ie 'B' phase is not allowed to run
- * when filtering is ACTIVE on the A-C approach:
 - the V4 red arrow will be held for the 'A' phase late start interval following 'C', 'E', 'E1' AND 'E2'.
 - the controller PREVENTS the movement from 'A' TO 'E1'.
 - the controller prevents local demands for 'B' phase in an attempt to inhibit the movement from 'A' TO 'B'.
 - The Z- signal for the introduction of 'B' phase is IGNORED during 'A' phase because V1 is not permitted to overlap from 'A' TO 'B'.
 - If the controller is forced to 'B' from 'A' phase then V1 will display yellow & red for the A-B intergreen & will be held red for the 'B' phase late start interval.
 - The presence of a Z- signal will disable filtering when the controller leaves 'A' phase.
- * Filtering shall be controlled on the A-B and A-C approaches INDEPENDENTLY.
- * The A-B-E and A-C-E detectors are 11 metres long and operate as per TABLE 14.

A phase software arterial under isolated operation.
A phase has an automatic demand placed in 'E' phase.

FOR MASTERLINK & FLEXILINK OPERATION:-

- B Phase is allowed to introduce under the following conditions:
 - The Masterlink or Flexilink Z- signal is on
 - Filtering is not enabled on the A-C approach
 - C Phase is allowed to introduce under the following conditions:
 - The Masterlink or Flexilink Z+ signal is on
 - Filtering is not enabled on the A-B approach
- Under Flexi-isolated operation an additional condition applies to the introduction of B and C phases ie cycle timer X must time out

TIMESETTINGS:-

Timesetting substitution is used to save entering the ALL RED times for Special Movements. The timesettings used are as below:

E ALL RED => V3 ALL RED FOLLOWING SPECIAL MOVEMENT AMBER
E ALL RED => V4 ALL RED FOLLOWING SPECIAL MOVEMENT AMBER

SPECIAL TIME 9 (B.9) = CYCLE TIME 'X' TO INTRODUCE 'B' OR 'C' PHASE
(Isolated and Flexilink Isolated)

SUMMARY OF TIME SETTINGS REQUIRED

Late start times required for A, B, C and E phases.

B.9 (SCATS S9) - DO Cycle timer
B.11 (SCATS S11) - Extended Red time for V8 protecting P1
B.12 (SCATS S12) - Extended Red time for V9 protecting P1

SUMMARY OF SPECIAL SIGNALS

Z- and Z+ - normal DO control of B and C phases respectively
XSF1 - permits filtering on A-B approach
XSF2 - permits filtering on A-C approach

* CONTROLLER INFORMATION SHEET *
* FOR SITE NO. 2417 *
* *
* DATE :- 18-SEP-2008 *

♀

ADAPTIVE ENGINEERING JOB SUMMARY - T.C.S. 2417

Generated : 19-SEP-2008 11:26
Originated by : Leanne HYATT

Location : GREAT WESTERN HWY & FLUSHCOMBE RD, PROSPECT
Controller type : PSC
Job Instruction(s) : SM547
Plan Number : VV.2417 (marked up)
Sheet number : 1
Issue : H

Type of job : Modification

Work to be carried out by : Department

Notes :-

NEW PROM REQUIRED.
NEW PERSONALITY HAS BEEN CREATED FOR PSC CONTROLLER
AS PER MARKED UP DESIGN PLAN ISSUE.
NEW TIMESETTINGS REQUIRED.
PERSONALITY STANDARDIZED.

Yennora W.O. to prepare PROMs
Label on PROMs : X2417MS

Personality Checksums :-

CIS 2417

CONTROLLER : STANDARD PERSONALITY CONTROLLER

! FACILITY		! TERMINAL	! FACILITY		! TERMINAL
! GREEN	V1 = A/B/E1	! A 3	! GREEN	V6 = D* PHASE	! B 6
! YELLOW	V1 = A/B/E1	! A 4	! YELLOW	V6 = D* PHASE	! B 7
! RED	V1 = A/B/E1	! A 5	! RED	V6 = D* PHASE	! B 8
! GREEN	V2 = A/C/E2	! A 6	! GREEN	V7 = C/E/E2 LT	! B 9
! YELLOW	V2 = A/C/E2	! A 7	! YELLOW	V7 = C/E/E2 LT	! B10
! RED	V2 = A/C/E2	! A 8			!
! GREEN	V3 = B/E/E1 RT	! A 9	! GREEN	V8 = B/E/E1 LT	! B12
! YELLOW	V3 = B/E/E1 RT	! A10	! YELLOW	V8 = B/E/E1 LT	! B13
! RED	V3 = B/E/E1 RT	! A11	! RED	V8 = B/E/E1 LT	! B14
! GREEN	V4 = C/E/E2 RT	! A12			!
! YELLOW	V4 = C/E/E2 RT	! A13			!
! RED	V4 = C/E/E2 RT	! A14	! RED	V9 = D RTRA	! C 5
! GREEN	V5 = D PHASE	! B 3	! WALK	P1 = D PED	! C 6
! YELLOW	V5 = D PHASE	! B 4	! DONT	P1 = D PED	! C 8
! RED	V5 = D PHASE	! B 5	! PB	P1 = D PED	! E 5
! LAMP ACTIVE		! A2,B2,C2			!
! LAMP NEUTRAL		! A1,B1,C1			!
! DETECTOR RETURN		! E3,E4			!
! EARTH		! EARTH LINK			!

INTERSECTION :- 2439

BLACKTOWN RD & KEWORTH DR, BLACKTOWN

DESCRIPTION PROMS :- X2439RS / F2202

CONTROLLER TYPE :- STANDARD PERSONALITY CONTROLLER

INPUTS :-

- | | |
|--------------|-------------|
| 1. A1 L PRES | 5. B L PRES |
| 2. A1 R PRES | 6. B R PRES |
| 3. A2 L PRES | 7. A P.B. |
| 4. A2 R PRES | 8. B P.B. |

APPROACHES :-

- | | |
|------------------|------------------|
| A APPR 1: A1 L,R | A APPR 2: A2 L,R |
| B APPR 1: B L,R | B APPR 2: NONE |

FLEXIDATA:-

SEQUENCE	A,B	A,B
AUTO REL	B	B
R- REL	A	A
R+ REL		
Q- REL		
Q+ REL		
LOOKAHEAD		

PEDESTRIANS:-

1. A (P+-)
2. B (P+-)

SPECIAL FEATURES :-

- 1) SOFTWARE ARTERIAL ON 'A' PHASE IN ISOLATED MODE.
- 2) FLASHING YELLOW FACILITY PROVIDED. ALL RED TIME TO BE SET AT B.20.
- 3) SPECIAL TIMER NO.1 (B.11) USED FOR SG2 FOR 'B' PED PROTECTION.
- 4) SIGNAL GROUP MINIMUM GREEN USED FOR SG 2.

```
*****
* CONTROLLER INFORMATION SHEET *
*   FOR SITE NO. 2439           *
*                               *
*   DATE :- 5-AUG-1989         *
*****
```

♀

ADAPTIVE ENGINEERING JOB SUMMARY - T.C.S. 2439

Generated : 5-AUG-1989 11:22
Originated by : John_Bates BATES

Location : BLACKTOWN RD & KEWORTH DR, BLACKTOWN
Controller type : PSC
Job Instruction(s) : BN 723
Plan Number : VV2439 (marked up)
Sheet number : 1
Issue : B

Type of job : Modification

Work to be carried out by : Department

CIS 2439

LOCATION : BLACKTOWN RD & KEYWORTH AVE, BLACKTOWN
 PLAN : VV 2439 ISSUE : B
 CONTROLLER : STANDARD

FACILITY	TERMINAL	FACILITY	TERMINAL
GREEN A PHASE	A 3	WALK A PED	A 9
AMBER A PHASE	A 4	DON'T A PED	A11
RED A PHASE	A 5	WAIT A PED	
GREEN B PHASE	A 6	WALK B PED	A12
AMBER B PHASE	A 7	DON'T B PED	A14
RED B PHASE	A 8	WAIT B PED	
LAMP RETURN	A 1		
PB / WAIT IND RETURNS	B20		
EARTH	EARTH LINK		

INTERSECTION :- 2566

BLACKTOWN RD & BUNGARRIBEE RD, BLACKTOWN

DESCRIPTION PROMS :- X2566M / F6608

INPUTS :-

	Terminal		Terminal
1. A-B L	1-1	12. E L (T1)	12-12
2. A-B R	2-2	13. E R (T1)	13-13
3. A-B-F DEP TIMED	3-3	14. COUNT1	14-14
4. A-B-F APP	4-4	15. COUNT2	15-15
5. A-C L	5-5	16. COUNT3	16-16
6. A-C R	6-6	17. P1=A/B/F1 PED PB	E5
7. A-C-F DEP TIMED	7-7	18. P2=A/C/F2 PED PB	E6
8. A-C-F APP	8-8	19. P3 = D PED PB	E7
9. D L (T1)	9-9	20. P4 = E PED PB	E8
10. D C (T1)	10-10	21. P5=SLIPLANE PED PB	E9
11. D R (T1)	11-11	22. P6=A/B/C/E/F PED PB	E10

APPROACHES :-

A APP 1 : A-C L,R	A APP 2 : A-B L,R
A APP 3 : A-B-F APP	A APP 4 : A-C-F APP
B APP 1 : A-B-F APP	B APP 2 : A-B L,R
C APP 1 : A-C L,R	C APP 2 : A-C-F APP
D APP 1 : D L,C,R	
E APP 1 : E L,R	
F APP 1 : A-B-F APP	F APP 2 : A-C-F APP

FLEXIDATA :-

SEQUENCE	A,B,C,D,E,F	A,B,C,E,D,F
AUTO REL	B,C	B,C
R- REL	A	A
R+ REL	D	D
Q- REL	E	E
Q+ REL	F	F
LOOKAHEAD		D->A,F
	E->A,F	
	F->A	F->A

PEDESTRIANS :-

1. P1=A/B/F1 PED
2. P2=A/C/F2 PED
3. P3 = D PED
4. P4 = E PED
5. P5=SLIPLANE PED
6. P6=A/B/C/E/F PED

SPECIAL FEATURES :-

All-red time required in B.20 for startup/restart time.
 Dimming level 2 is activated.
 Pedestrians have automatic introduction.
 - in Masterlink mode, using Y- signal.
 - in non Masterlink modes, using XSF16 signal.
 Maximum time transferred from A to phases :- BC.
 Maximum time stealing from B to phases :- A.
 Maximum time stealing from C to phases :- A.
 Time TSM1 is substituted with time TREFD.
 Time TSM2 is substituted with time TREFD.

Ped P1=A/B/F1 PED is introduced with vehicle V1 = A/B/F1 green and has walk/clearance overlap from ABF to AB phases. The overlap from A to B is disabled when filtering is enabled on the A-C approach.
 The Ped P1=A/B/F1 PED walk interval is not held in the diamond phase.
 Ped P2=A/C/F2 PED is introduced with vehicle V2 = A/C/F2 green and has walk/clearance overlap from ACF to AC phases. The overlap from A to C is disabled when filtering is enabled

CIS 2566

on the A-B approach.
The Ped P2=A/C/F2 PED walk interval is not held in the diamond phase.

Ped P6 = A/B/C/E/F PED has walk/clearance overlap from ABCE to ABCE phases.

V7 = SLIPLANE Vehicle green time is at B.11 (SCATS S11)
V7 ALL RED time (after special movement yellow) is at B.5 (SCATS S5).
This is the ALLRED time between V7 yellow and the P5 walk.

V8 = SLIPLANE Vehicle minimum off time is at location B.12 (SCATS S12)

- SINGLE DIAMOND OVERLAP TO TS-TN-026
- XSF1 - V3 filter option.
- XSF2 - V4 filter option.
- ZNEG - B Phase Introduction.
- ZPOS - C Phase Introduction.

A phase software arterial under isolated operation.
A phase has an automatic demand placed in F phase.

TIMESETTINGS:-

V3 uses F phase all red time following special movement yellow.
V4 uses F phase all red time following special movement yellow.
Time B.9 = cycle time 'X' to introduce B or C phase.
Late start time required in B phase for V1.
Late start time required in C phase for V2.
Late start time required in A phase for V3 and V4.

```

*****
* CONTROLLER INFORMATION SHEET *
*   FOR SITE NO. 2566           *
*                               *
*   DATE :- 30-JAN-2013        *
*****

```

♀

ADAPTIVE ENGINEERING JOB SUMMARY - T.C.S. 2566

Generated : 31-JAN-2013 11:57
Originated by : Arun SONI

Location : BLACKTOWN RD & BUNGARRIBEE RD, BLACKTOWN
Controller type : PSC
Job Instruction(s) : SM739
Plan Number : VV2566
Sheet number : 7
Issue : E

Type of job : Modification

Work to be carried out by : Contractor

Existing housing to be modified by : Yennora Works Office

Notes :-

- NORTHWEST SLIPLANE SIGNALIZED
- PERSONALITY UPDATED TO CURRENT STANDARDS
- NEW TIMESETTINGS REQUIRED

Yennora W.O. to prepare PROMS
Label on PROMS : X2566MS

Personality Checksums :-

Personality checksum = 4F

Despatch PROMs to : Yennora

Documentation to be forwarded with PROMs :-

- Job Instruction
- Design Layout
- Facility Schedule
- Controller Information Sheet
- Personality Information Doc
- Coordination Documentation Sheet
- Housing Terminal Chart

♀
CREATED ON 30-JAN-2013 AT 10:30

INTERSECTION : 2566
LOCATION : BLACKTOWN RD & BUNGARRIBEE RD, BLACKTOWN
PLAN, ISSUE : VV2566,7,E
CONTROLLER : STANDARD PERSONALITY CONTROLLER

6 PHASES
8 VEHICLES
6 PEDESTRIANS

VEH	NAME	TABLE	TYPE	ASPECTS	MINIMUM	SPEC MOV.
1	V1 = A/B/F1	0	Major	GAR		
2	V2 = A/C/F2	0	Major	GAR		
3	V3 = B/F/F1 RT	0	Minor	GAR		1
4	V4 = C/F/F2 RT	0	Minor	GAR		2
5	V5 = D PHASE	1	Major	GAR		
6	V6 = E PHASE	1	Major	GAR		
7	V7 = SLIPLANE	0	Major	GAR		5
8	V8 = SLIPLANE	0	Minor	AR		

PED	NAME	TABLE	TYPE
9	P1=A/B/F1 PED	109	Ped
10	P2=A/C/F2 PED	109	Ped
11	P3 = D PED	1	Ped
12	P4 = E PED	1	Ped
13	P5=SLIPLANE PED	0	Ped
14	P6=A/B/C/E/F PED	0	Ped

NAME	CONFLICT MATRIX													
	1	2	3	4	5	6	7	8	9	10	11	12	13	14
V1 = A/B/F1	1			X	X	X					X	X		
V2 = A/C/F2	2		X		X	X					X	X		
V3 = B/F/F1 RT	3	X			X	X				X		X		
V4 = C/F/F2 RT	4	X			X	X			X	X	X			
V5 = D PHASE	5	X	X	X	X	X			X	X	X			
V6 = E PHASE	6	X	X	X	X	X			X	X	X			
V7 = SLIPLANE	7												X	
V8 = SLIPLANE	8													X
P1=A/B/F1 PED	9				X	X	X							
P2=A/C/F2 PED	10			X	X	X								
P3 = D PED	11	X	X		X	X								
P4 = E PED	12	X	X	X		X								
P5=SLIPLANE PED	13							X						
P6=A/B/C/E/F PED	14								X					

Diode connections for detector logic. (PSC MK1 only)
Anode :- Det 3, Cathode :- Det 4.
Anode :- Det 7, Cathode :- Det 8.

♀

INTERSECTION :- 3022

PROSPECT HWY & BLACKTOWN RD, PROSPECT

DESCRIPTION PROMS :- X3022M / F5105

INPUTS :-		PSC2/QTC Terminal		PSC2/QTC Terminal
1. A L	(T1)	1-1	8. C BUS REAR TIMED	10-10
2. A R	(T1)	2-2	9. D L	(T1) 3-3
3. A-B-E1 DEP TIMED	(T14)	5-5	10. D R	(T1) 4-4
4. A-B-E1 APP	(T14)	6-6	11. COUNT1	11-11
5. A-B-E2 L	(T21)	7-7	12. COUNT2	12-12
6. A-B-E2 R	(T21)	8-8	13. P1 = A PED PB	E5
7. C BUS FRONT TIMED		9-9	14. A/PB (POST 3)	(T37) E6

APPROACHES :-

- A APP 1 : A-B-E2 L,R
- A APP 2 : A-B-E1 APP
- A APP 3 : A L,R
- B APP 1 : A-B-E2 L,R
- B APP 2 : A-B-E1 APP
- C APP 1 : C BUS FRONT,REAR
- D APP 1 : D L,R
- E APP 1 : A-B-E2 L,R
- E APP 2 : A-B-E1 APP

FLEXIDATA :-

SEQUENCE	A,B,C,D,E	A,B,D,E,C
AUTO REL	E	E
R- REL	A	A
R+ REL	B	B
Q- REL	C	C
Q+ REL	D	D

PEDESTRIANS :-

- 1. P1 = A PED

SPECIAL FEATURES :-

All-red time required in B.20 for startup/restart time.
 Dimming level 1 is activated.
 Pedestrians have automatic introduction.
 - in Masterlink mode, using Y- signal.
 - in non Masterlink modes, using XSF16 signal.

V3 = B/E RT allows filtering in A phase when Z- signal is present.
 V3 = B/E RT has timed red arrow protection for ped P1 = A PED walk and clearance. Red arrow time at B.11.
 Late start required in A phase for V3 = B/E RT.
 A phase cannot terminate until V3 = B/E RT has displayed off for B phase minimum green time.
 Adjust the SCATS WIT data to prevent SC and LC alarms.
 Detector A/PB (POST 3) provides ped P1 with extended timed red protection.

Software arterial on A phase in isolated mode.
 Optional Repeat Rt E phase is conditional on Z+ signal.

```
*****
* CONTROLLER INFORMATION SHEET *
*   FOR SITE NO. 3022         *
*                               *
*   DATE :- 20-JUN-2007      *
*****
```

♀

CIS 3022
ADAPTIVE ENGINEERING JOB SUMMARY - T.C.S. 3022

Generated : 20-JUN-2007 14:51
Originated by : Leanne PETERSEN

Location : PROSPECT HWY & BLACKTOWN RD, PROSPECT
Controller type : PSC
Job Instruction(s) : SM485
Plan Number : VV.3022 (marked up)
Sheet number : 1
Issue : B

Type of job : Reconstruction

Work to be carried out by : Department

Existing housing to be modified by : Yennora Works Office

Notes :-

ADD BUS AND REPEAT RT PHASE
SPLIT PUSH BUTTONS ON A PED.
SIGNAL GROUPS ADDED.
DETECTORS ADDED.
NEW TIMESETTINGS REQUIRED.

Yennora W.O. to prepare PROMS
Label on PROMS : X3022MS

Personality Checksums :-

Personality checksum = EE

Despatch PROMS to : Yennora

Documentation to be forwarded with PROMS :-

Job Instruction
Design Layout
Facility Schedule
Controller Information Sheet
Personality Information Doc
Coordination Documentation Sheet
Housing Terminal Chart

♀
MODIFIED ON 20-JUN-2007 AT 13:18

INTERSECTION : 3022
LOCATION : PROSPECT HWY & BLACKTOWN RD, PROSPECT
PLAN, ISSUE : VV.3022,1,B
CONTROLLER : STANDARD PERSONALITY CONTROLLER
PROMS : X3022M / F5105

5 PHASES
5 VEHICLES
1 PEDESTRIAN

VEH	NAME	TABLE	TYPE	ASPECTS	MINIMUM	SPEC MOV.
1	V1 = A PHASE	1	Major	GAR		
2	V2 = D PHASE	1	Major	GAR		
3	V3 = B/E RT	81	Minor	GAR		
4	V4 = A/B/E O/L	3	Major	GAR		
5	V5 = C BUS	1	Major	GAR		

PED NAME TABLE TYPE
 6 P1 = A PED 1 Ped

NAME	CONFLICT MATRIX					
	1	2	3	4	5	6
V1 = A PHASE	1	X	X	X	X	
V2 = D PHASE	2	X	X	X	X	X
V3 = B/E RT	3	X	X		X	X
V4 = A/B/E O/L	4		X		X	
V5 = C BUS	5	X	X	X	X	X
P1 = A PED	6		X	X		X

Diode connections for detector logic. (PSC MK1 only)
 Anode :- Det 3, Cathode :- Det 4.

♀

 ! CONTROLLER HOUSING TERMINALS !

TCS NUMBER : 3022 MODIFIED : 20-JUN-2007 13:27
 LOCATION : PROSPECT HWY & BLACKTOWN RD, PROSPECT
 PLAN, ISSUE : VV.3022,1,B
 CONTROLLER : STANDARD PERSONALITY CONTROLLER

! FACILITY		! TERMINAL	! FACILITY		! TERMINAL !
! GREEN	V1 = A PHASE	! A 3	! GREEN	V4 = A/B/E O/L	! A12 !
! YELLOW	V1 = A PHASE	! A 4	! YELLOW	V4 = A/B/E O/L	! A13 !
! RED	V1 = A PHASE	! A 5	! RED	V4 = A/B/E O/L	! A14 !
! GREEN	V2 = D PHASE	! A 6	! GREEN	V5 = C BUS	! B 3 !
! YELLOW	V2 = D PHASE	! A 7	! YELLOW	V5 = C BUS	! B 4 !
! RED	V2 = D PHASE	! A 8	! RED	V5 = C BUS	! B 5 !
! GREEN	V3 = B/E RT	! A 9	! WALK	P1 = A PED	! B 6 !
! YELLOW	V3 = B/E RT	! A10	! DONT	P1 = A PED	! B 8 !
! RED	V3 = B/E RT	! A11	! PB	P1 = A PED	! E 5 !
! LAMP ACTIVE		! A2,B2,C2			! !
! LAMP NEUTRAL		! A1,B1,C1			! !
! DETECTOR RETURN		! E3,E4			! !
! EARTH		! EARTH LINK			! !

INTERSECTION :- 3327

PROSPECT HWY & HARROD ST, PROSPECT

DESCRIPTION PROMS :- X3327M / F4206

CONTROLLER TYPE :- PSC MK2 (STANDARD PERSONALITY) CONTROLLER

INPUTS :-	PSC2/DL5 Terminal		PSC2/DL5 Terminal
1. A L (T1)	1-1	7. B-C-D TIMED (T26)	3-3
2. A R (T1)	2-2	8. C (T1)	4-4
3. A-B-D1 DEP TIMED (T14)	5-5	9. A PED. P.B.	E5
4. A-B-D1 APP (T14)	6-6	10. C PED. P.B.	E6
5. A-B-D2 L (T21)	7-7	11. C PB (POST 4)	E7
6. A-B-D2 R (T21)	8-8		

APPROACHES :-

A APP 1 : A L,R	A APP 2 : A-B-D2 L,R
A APP 3 : A-B-D1 APP	
B APP 1 : B-C-D	B APP 2 : A-B-D2 L,R
B APP 3 : A-B-D1 APP	
C APP 1 : B-C-D	C APP 2 : C
D APP 1 : B-C-D	D APP 2 : A-B-D2 L,R
D APP 3 : A-B-D1 APP	

FLEXIDATA :-

SEQUENCE	A,B,C,D	A,C,B,D
AUTO REL		
R- REL	C	C
R+ REL	A	A
Q- REL	B	B
Q+ REL	D	D

PEDESTRIANS :-

1. A PED. (P+-)
2. C PED. (P+-)

SPECIAL FEATURES :-

All-red time required in B.20 for startup/restart time.
Dimming tables have been included.
The revision number is currently 1 (=A).

B/D R.T. allows filtering in A phase when Z- signal is present.
B/D R.T. has timed red arrow protection for ped A PED. walk;
Red arrow timesetting at B.11.
Late start required in A phase for B/D R.T..
C L.T. has timed red arrow protection for ped A PED. walk;
Red arrow timesetting at B.11.
Late start required in C phase for C L.T..

A PHASE SOFTWARE ARTERIAL UNDER ISOLATED & FLEXI-ISOLATED OPERATIONS.

B/D R.T. ALLOW FILTERING IN A PHASE WHEN Z- SIGNAL IS PRESENT.

THE PRESENCE OF Z+ SIGNAL IN MASTERLINK OR FLEXILINK ALLOWS THE INTRODUCTION OF D PHASE.

B/C cond./D L.T. HAS RED ARROW PROTECTION FOR C PED.AS FOLLOWS:-
1) C PED. PB (POST 3) DISPLAYS RED ARROW FOR WALK PERIOD ONLY.
2) C PED. PB (POST 4) SETS RED ARROW TIMER AT B.12 (EXTENDED TIMES).

* CONTROLLER INFORMATION SHEET *
* FOR SITE NO. 3327 *

*
* DATE :- 13-OCT-1997 *

♀

ADAPTIVE ENGINEERING JOB SUMMARY - T.C.S. 3327

Generated : 13-OCT-1997 09:15
Originated by : Des CHEN

Location : PROSPECT HWY & HARROD ST, PROSPECT
Controller type : PSC
Job Instruction(s) : CSB 2970
Plan Number : VV3327
Sheet number : 1
Issue : A

Type of job : New site

Work to be carried out by : Department

Traffic signals workshop to prepare housing
Despatch housing to : Supervising Technician, Yennora W.O.

Notes :-

- 1) YENNORA W.C. TO PREPARE A NEW PSC MK2 CONTROLLER.
- 2) NEW TIMES AND FLEXIDATA REQUIRED.
- 3) C PED. PUSH BUTTONS SPLIT FOR EXTENDED RED ARROW TIMER OPERATIONS.
- 4) FLASHING YELLOW FACILITY PROVIDED. SIGNAL GROUPS 3,5 & 6 TO BE DISABLE FROM FLASHING YELLOW.

Yennora W.O. to prepare PROMS
Label on PROMS : X3327MS

Personality Checksums :-

Personality checksum = F1

Despatch PROMS to : Supervising Technician, Yennora W.O.

Documentation to be forwarded with PROMS :-

- Job Instruction
- Design Layout
- Controller Information Sheet
- Personality Information Doc
- Coordination Documentation Sheet
- Housing Terminal Chart

♀
MODIFIED ON 13-OCT-1997 AT 09:09

INTERSECTION : 3327
LOCATION : PROSPECT HWY & HARROD ST, PROSPECT
PLAN, ISSUE : VV3327,1,A
CONTROLLER : PSC MK2 (STANDARD PERSONALITY) CONTROLLER

4 PHASES
6 VEHICLES
2 PEDESTRIANS

VEH	NAME	TABLE	TYPE	ASPECTS	MINIMUM	SPEC MOV.
-----	------	-------	------	---------	---------	-----------

CIS 3327

1	A PHASE	1	Major	GAR	
2	C PHASE	1	Major	GAR	
3	B/D R.T.	39	Minor	GARN	
4	A/B/D O'LAP	3	Major	GAR	
5	B/C COND./D L.T.	0	Minor	GARN	1
6	C L.T.	21	Minor	GARN	

PED	NAME	TABLE	TYPE
7	A PED.	2	Ped
8	C PED.	0	Ped

NAME	CONFLICT MATRIX							
	1	2	3	4	5	6	7	8
A PHASE	1	X	X		X			X
C PHASE	2	X	X	X			X	
B/D R.T.	3	X	X			X	X	X
A/B/D O'LAP	4		X					X
B/C COND./D L.T.	5	X					X	X
C L.T.	6		X				X	
A PED.	7		X	X	X	X		
C PED.	8	X	X	X	X			

Diode required for detector logic.
 (PSC MK I controller only)
 Anode :- Det 3, Cathode :- Det 4.

♀

 ! CONTROLLER HOUSING TERMINALS !

TCS NUMBER : 3327 MODIFIED : 13-OCT-1997 09:06
 LOCATION : PROSPECT HWY & HARROD ST, PROSPECT
 PLAN, ISSUE : VV3327,1,A
 CONTROLLER : PSC MK2 (STANDARD PERSONALITY) CONTROLLER

! FACILITY	! TERMINAL	! FACILITY	! TERMINAL
! GREEN A PHASE	! A 3	! GREEN B/C COND./D L.T.	! B 3
! YELLOW A PHASE	! A 4	! YELLOW B/C COND./D L.T.	! B 4
! RED A PHASE	! A 5	! RED B/C COND./D L.T.	! B 5
! GREEN C PHASE	! A 6	! GREEN C L.T.	! B 6
! YELLOW C PHASE	! A 7	! YELLOW C L.T.	! B 7
! RED C PHASE	! A 8	! RED C L.T.	! B 8
! GREEN B/D R.T.	! A 9	! WALK A PED.	! B 9
! YELLOW B/D R.T.	! A10	! DONT A PED.	! B11
! RED B/D R.T.	! A11		!
! GREEN A/B/D O'LAP	! A12	! WALK C PED.	! B12
! YELLOW A/B/D O'LAP	! A13	! DONT C PED.	! B14
! RED A/B/D O'LAP	! A14		!
! LAMP ACTIVE	! A2,B2,C2		!
! LAMP NEUTRAL	! A1,B1,C1		!
! DETECTOR RETURN	! E3,E4		!
! EARTH	! EARTH LINK		!

***** DISABLE FLASHING YELLOW TO ARROW GROUPS *****

SIGNAL GROUP (3) B/D R.T.
 (5) B/C cond./D L.T.
 (6) C L.T.

INTERSECTION :- 4131

PROSPECT HWY & LANCELOT ST, BLACKTOWN

DESCRIPTION PROMS :- X4131M / F4407

INPUTS :-		PSC2/QTC Terminal	PSC2/QTC Terminal
1. A1 L	(T1)	1-1	10. A-C (T6) 10-10
2. A1 R	(T1)	2-2	11. B-C-D TIMED (T26) 11-11
3. A2 FRONT TIMED		3-3	12. C (T1) 12-12
4. A2 REAR TIMED		4-4	13. P1 = A PED PB E5
5. A-B-D1 DEP TIMED	(T14)	5-5	14. P4 = B/D PED PB E6
6. A-B-D1 APP	(T14)	6-6	15. P2 = C1 PED PB E7
7. A-B-D2 L	(T21)	7-7	16. C1 EXTENDED PB (T37) E8
8. A-B-D2 C	(T21)	8-8	17. P3 = C2 PED PB E9
9. A-B-D2 R	(T21)	9-9	18. C2 EXTENDED PB (T37) E10

APPROACHES :-

A APP 1 : A-B-D2 L,C,R
A APP 3 : A1 L,R

A APP 2 : A-B-D1 APP
A APP 4 : A-C

B APP 1 : A-B-D2 L,C,R
B APP 3 : B-C-D

B APP 2 : A-B-D1 APP

C APP 1 : C
C APP 3 : B-C-D

C APP 2 : A-C

D APP 1 : A-B-D2 L,C,R
D APP 3 : B-C-D

D APP 2 : A-B-D1 APP

FLEXIDATA :-

SEQUENCE	A,B,C,D	A,D,C,B
AUTO REL		
R- REL	A	A
R+ REL	B	B
Q- REL	C	C
Q+ REL	D	D

PEDESTRIANS :-

1. P1 = A PED
2. P2 = C1 PED
3. P3 = C2 PED
4. P4 = B/D PED

SPECIAL FEATURES :-

All-red time required in B.20 for startup/restart time.
Dimming level 2 is activated.
Pedestrians have automatic introduction.
- in Masterlink mode, using Y- signal.
- in non Masterlink modes, using XSF16 signal.

Ped P4 = B/D PED has walk/clearance overlap from BD to BD phases.
V1 = A COND displays red in A phase when V7 = A BUS displays green.
V3 = B/D RT allows filtering in A phase when Z- signal is present.
V3 = B/D RT has timed red arrow protection for ped P1 = A PED walk.
Red arrow time at B.11.
V3 = B/D RT has late start at B.15. B.15 starts timing after expiry of B.14
(V7 = A BUS goes green).
Late start required in A phase for V3 = B/D RT.
V4 = CCOND has timed red protection for ped P3 = C2 PED walk
and clearance. Red time at B.12.
C phase cannot terminate until V4 = CCOND has displayed green
for the phase minimum green time.
Adjust the SCATS W3T data to prevent SC and LC alarms.
V6 = B/CCOND/D LT has timed red arrow protection for ped P2 = C1 PED walk
and clearance. Red arrow time at B.13.
V6 = B/CCOND/D LT has minimum green after ped clearance (subject to Z5),
using C phase min. green time.
Z5 facility required in C phase(s) under masterlink.
C phase cannot terminate until V6 = B/CCOND/D LT has displayed off

CIS 4131

or green for C phase minimum green time.
Adjust the SCATS W2T data to prevent SC and LC alarms.
Detector C1 EXTENDED PB provides ped P2 with extended timed red protection.
Detector C2 EXTENDED PB provides ped P3 with extended timed red protection.

V7 = A BUS displays green in A phase (when demanded by Dets 3 and 4) for time B.14.

Software arterial on A phase in isolated mode.
Optional Repeat Rt D phase is conditional on Z+ signal.

* CONTROLLER INFORMATION SHEET *
* FOR SITE NO. 4131 *
* *
* DATE :- 21-SEP-2007 *

♀

ADAPTIVE ENGINEERING JOB SUMMARY - T.C.S. 4131

Generated : 21-SEP-2007 13:52
Originated by : Leanne HYATT

Location : PROSPECT HWY & LANCELOT ST, BLACKTOWN
Controller type : QTC
Job Instruction(s) : TS1357
Plan Number : VV.4131 (marked up)
Sheet number : 1
Issue : A

Type of job : New site

Work to be carried out by : Contractor

Traffic signals workshop to prepare housing
Despatch housing to : Supervising Technician, Yennora W.O.

Notes :-
NEW 4 PHASE PERSONALITY CREATED FOR QTC CONTROLLER
AS PER MARKED UP DESIGN PLAN ISSUE.
NOTE : P4 = B/D PED IS ON TERMINALS C9 AND C11.
A1 DETECTORS LOCKED CALL.

Yennora W.O. to prepare PROMS
Label on PROMS : X4131MQ

Personality Checksums :-

Personality checksum = 64

Despatch PROMS to : Supervising Technician, Yennora W.O.

Documentation to be forwarded with PROMS :-
Job Instruction
Design Layout
Facility Schedule
Controller Information Sheet
Personality Information Doc
Coordination Documentation Sheet
Housing Terminal Chart

CIS 4131

! YELLOW	V3 = B/D RT	!	A10	!	DONT	P2 = C1 PED	!	C 5	!
! RED	V3 = B/D RT	!	A11	!	PB	P2 = C1 PED	!	E 7	!

! GREEN	V4 = CCOND	!	A12	!	WALK	P3 = C2 PED	!	C 6	!
! YELLOW	V4 = CCOND	!	A13	!	DONT	P3 = C2 PED	!	C 8	!
! RED	V4 = CCOND	!	A14	!	PB	P3 = C2 PED	!	E 9	!

! GREEN	V5 = A/C LT	!	B 3	!	WALK	P4 = B/D PED	!	C 9	!
! YELLOW	V5 = A/C LT	!	B 4	!	DONT	P4 = B/D PED	!	C11	!
! RED	V5 = A/C LT	!	B 5	!	PB	P4 = B/D PED	!	E 6	!

! GREEN	V6 = B/CCOND/D LT	!	B 6	!	LAMP ACTIVE		!	A2,B2,C2	!
! YELLOW	V6 = B/CCOND/D LT	!	B 7	!	LAMP NEUTRAL		!	A1,B1,C1	!
! RED	V6 = B/CCOND/D LT	!	B 8	!	DETECTOR RETURN		!	E3,E4	!
!		!		!	EARTH		!	EARTH LINK	!

INTERSECTION :- 4167

SEVEN HILLS RD SOUTH, LEABONS LANE & LUCRETIA RD, SEVEN HILLS

DESCRIPTION PROMS :- X4167M / F5407

INPUTS :-		PSC2/QTC Terminal		PSC2/QTC Terminal
1. A L	(T1)	1-1	10. COUNT1	10-10
2. A R	(T1)	2-2	11. COUNT2	11-11
3. A-B-E1 DEP TIMED	(T14)	3-3	12. P1 = A PED PB	E5
4. A-B-E1 APP	(T14)	4-4	13. A/PB (POST 1) (T37)	E6
5. A-B-E2	(T21)	5-5	14. P2 = A/B/E PED PB	E7
6. C1	(T1)	6-6	15. A/B/E/PB (POST 6) (T37)	E8
7. C2 TIMED	(T11)	7-7	16. P3 = C PED PB	E9
8. D1	(T1)	8-8	17. P4 = D PED PB	E10
9. D2 TIMED	(T11)	9-9		

APPROACHES :-

A APP 1 : A-B-E1 APP	A APP 2 : A-B-E2
A APP 3 : A L,R	
B APP 1 : A-B-E1 APP	B APP 2 : A-B-E2
C APP 1 : C1	C APP 2 : C2
D APP 1 : D1	D APP 2 : D2
E APP 1 : A-B-E1 APP	E APP 2 : A-B-E2

FLEXIDATA :-

SEQUENCE	A,B,C,D,E	A,E,C,D,B	1. P1 = A PED
AUTO REL	E	E	2. P2 = A/B/E PED
R- REL	A	A	3. P3 = C PED
R+ REL	B	B	4. P4 = D PED
Q- REL	C	C	
Q+ REL	D	D	

PEDESTRIANS :-

SPECIAL FEATURES :-

All-red time required in B.20 for startup/restart time.
 Dimming level 2 is activated.
 Pedestrians have automatic introduction.
 - in Masterlink mode, using Y- signal.
 - in non Masterlink modes, using XSF16 signal.

Ped P2 = A/B/E PED has walk/clearance overlap from ABE to ABE phases.
 V3 = B/E RT allows filtering in A phase when Z- signal is present.
 V3 = B/E RT has timed red arrow protection for ped P1 = A PED walk and clearance. Red arrow time at B.11.
 Late start required in A phase for V3 = B/E RT.
 A phase cannot terminate until V3 = B/E RT has displayed off for B phase minimum green time.
 Adjust the SCATS w1T data to prevent SC and LC alarms.
 V6 = C LT has timed red arrow protection for ped P1 = A PED walk and clearance. Red arrow time at B.12.
 Late start required in C phase for V6 = C LT.
 A phase cannot terminate until V6 = C LT has displayed off for C phase minimum green time.
 Adjust the SCATS w1T data to prevent SC and LC alarms.
 Detector A/PB (POST 1) provides ped P1 with extended timed red protection.
 V7 = D LT has timed red arrow protection for ped P2 = A/B/E PED walk and clearance. Red arrow time at B.13.
 Late start required in D phase for V7 = D LT.
 ABE phase cannot terminate until V7 = D LT has displayed off for D phase minimum green time.

CIS 4167

Adjust the SCATS W2T data to prevent SC and LC alarms.
Detector A/B/E/PB (POST 6) provides ped P2 with extended timed red protection.

Software arterial on A phase in isolated mode.
Optional Repeat RT E phase is conditional on Z+ signal.

* CONTROLLER INFORMATION SHEET *
* FOR SITE NO. 4167 *
* *
* DATE :- 13-JUL-2007 *

♀

ADAPTIVE ENGINEERING JOB SUMMARY - T.C.S. 4167

Generated : 13-JUL-2007 15:41
Originated by : Leanne HYATT

Location : SEVEN HILLS RD SOUTH, LEABONS LANE & LUCRETIA RD, SEVEN HILLS
Controller type : ECLIPSE
Job Instruction(s) : TS1311
Plan Number : VV.4167 (marked up)
Sheet number : 1
Issue : A

Type of job : New site

Work to be carried out by : Contractor

Traffic Signals workshop to prepare housing
Despatch housing to : Supervising Technician, Yennora W.O.

Notes :-
NEW 5 PHASE PERSONALITY CREATED FOR ECLIPSE CONTROLLER
AS PER MARKED DESIGN PLAN ISSUE.
NOTE : NEW CONTROLLER HOUSING REQUIRED
A2 PEDESTRIAN NOW A/B/E PED

Yennora W.O. to prepare PROMs
Label on PROMs : X4167ME

Personality Checksums :-

Personality checksum = 9F

Despatch PROMs to : Supervising Technician, Yennora W.O.

Documentation to be forwarded with PROMs :-
Job Instruction
Design Layout
Facility Schedule
Controller Information Sheet
Personality Information Doc
Coordination Documentation Sheet
Housing Terminal Chart

♀
MODIFIED ON 13-JUL-2007 AT 11:56

INTERSECTION : 4167

CIS 4167										
!	YELLOW	V4 = C PHASE	!	A13	!	DONT	P3 = C PED	!	C 8	!
!	RED	V4 = C PHASE	!	A14	!	PB	P3 = C PED	!	E 9	!

!	GREEN	V5 = D PHASE	!	B 3	!	WALK	P4 = D PED	!	C 9	!
!	YELLOW	V5 = D PHASE	!	B 4	!	DONT	P4 = D PED	!	C11	!
!	RED	V5 = D PHASE	!	B 5	!	PB	P4 = D PED	!	E10	!

!	GREEN	V6 = C LT	!	B 6	!	LAMP ACTIVE		!	A2,B2,C2	!
!	YELLOW	V6 = C LT	!	B 7	!	LAMP NEUTRAL		!	A1,B1,C1	!
!	RED	V6 = C LT	!	B 8	!	DETECTOR RETURN		!	E3,E4	!
!			!		!	EARTH		!	EARTH LINK	!

CIS 732

INTERSECTION :- 732

GREAT WESTERN HWY, BLACKTOWN RD & CLUNIES ROSS ST, PROSPECT

DESCRIPTION PROMS :- X0732M / F6311

INPUTS :-

	Terminal		Terminal
1. A-B L	1-1	11. D TIMED (T11)	11-11
2. A-B C	2-2	12. D-E TIMED (T19)	12-12
3. A-B R	3-3	13. D-F L	13-13
4. A-C L	4-4	14. D-F R	14-14
5. A-C CL	5-5	15. E (T1)	15-15
6. A-C CR	6-6	16. P1 = A/B/F1 PED PB	E5
7. A-C R	7-7	17. P2 = A/C/F2 PED PB	E6
8. B-F L	8-8	18. P2 EXTENDED PB (T37)	E7
9. B-F R	9-9	19. P3 = D/E PED PB	E8
10. C-F	10-10	20. P3 EXTENDED PB (T37)	E9

APPROACHES :-

A APP 1 : A-C L,CL,CR,R	A APP 2 : A-B L,C,R
B APP 1 : B-F L,R	B APP 2 : A-B L,C,R
C APP 1 : A-C L,CL,CR,R	C APP 2 : C-F
D APP 1 : D-E	D APP 2 : D
D APP 3 : D-F L,R	
E APP 1 : D-E	E APP 2 : E
F APP 1 : B-F L,R	F APP 2 : C-F
F APP 3 : D-F L,R	

FLEXIDATA :-

SEQUENCE	A,B,C,D,E,F	A,B,C,E,D,F
AUTO REL	B,C,E,F	B,C,E,F
R- REL	A	A
R+ REL	D	D
Q- REL		
Q+ REL		

PEDESTRIANS :-

1. P1 = A/B/F1 PED
2. P2 = A/C/F2 PED
3. P3 = D/E PED

SPECIAL FEATURES :-

All-red time required in B.20 for startup/restart time.
Dimming level 2 is activated.

Pedestrians have automatic introduction.

- in Masterlink mode, using Y- signal.

- in non Masterlink modes, using XSF16 signal.

Maximum time transferred from A to phases :- BC.

Maximum time stealing from B to phases :- A.

Maximum time stealing from C to phases :- A.

Time TSM1 is substituted with time TREFD.

Time TSM2 is substituted with time TREFD.

Time TSM4 is substituted with time TREFD.

Time TSM3 is substituted with time TREFD.

Ped P1 = A/B/F1 PED is introduced with vehicle V1 = A/B/F1 green
and has walk/clearance overlap from ABF to AB phases.

The Ped P1 = A/B/F1 PED walk interval is not held in the diamond phase.

Ped P2 = A/C/F2 PED is introduced with vehicle V2 = A/C/F2 green

and has walk/clearance overlap from ACF to AC phases.

The Ped P2 = A/C/F2 PED walk interval is not held in the diamond phase.

Ped P3 = D/E PED has walk/clearance overlap from E to D phase only.

V5 = D/E O/L overlaps from E to D phase only.

Late start required in E phase for V5 = D/E O/L.

CIS 732

V8 = D RTRA has timed red arrow protection for ped P3 = D/E PED walk and clearance. Red arrow time at B.12.

D phase cannot terminate until V8 = D RTRA has displayed off for B phase minimum green time.

Adjust the SCATS W3T data to prevent SC and LC alarms.

V9 = A/C/E LTRA has timed red arrow protection for ped P2 = A/C/F2 PED walk and clearance. Red arrow time at B.13.

ACF phases cannot terminate until V9 = A/C/E LTRA has displayed off for F phase min. green time.

Adjust the SCATS W2T data to prevent SC and LC alarms.

Late Start time required in B & F phases for V11 = B/F/F1 LT.

V11 = B/F/F1 LT uses F phase all red time following special movement yellow.

Detector P2 EXTENDED PB provides ped P2 with extended timed red protection.

Detector P3 EXTENDED PB provides ped P3 with extended timed red protection.

Late Start time required in D for V7 = E RT.

Late Start time required in C & F phases for V10 = C/F/F2 LT.

V10 = C/F/F2 LT has timed red arrow protection for ped P3 = D/E PED walk and clearance. Red arrow time at B.14.

V10 = C/F/F2 LT uses F phase all red time following special movement yellow.

DE phase cannot terminate until V10 = C/F/F2 LT has displayed off for the phase min. green time.

Adjust the SCATS W3T data to prevent SC and LC alarms.

SINGLE DIAMOND OVERLAP TO TS-TN-026

A phase software arterial under isolated operation.

A phase has an automatic demand placed in F phase.

TIMESSETTINGS:-

V3 uses F phase all red time following special movement yellow.

V4 uses F phase all red time following special movement yellow.

Time B.9 = cycle time 'X' to introduce B or C phase.

* CONTROLLER INFORMATION SHEET *
* FOR SITE NO. 732 *
* DATE :- 15-FEB-2013 *

♀

ADAPTIVE ENGINEERING JOB SUMMARY - T.C.S. 732

Generated : 15-FEB-2013 15:05

Originated by : Amin KHAN

Location : GREAT WESTERN HWY, BLACKTOWN RD & CLUNIES ROSS ST, PROSPECT

Controller type : ECLIPSE

Job Instruction(s) : TS2657

Plan Number : VV.0732 (marked up)

Sheet number : 14

Issue : G

Type of job : Modification

Work to be carried out by : Department

Traffic Signals workshop to prepare housing

Despatch housing to : Supervising Technician, Yennora W.O.

Notes :-

ACCIDENT REPLACEMENT.
DIMMING LEVEL UPDATED.

Yennora W.O. to prepare PROMS
Label on PROMS : X0732ME

Personality Checksums :-

Personality checksum = EF

Despatch PROMS to : Supervising Technician, Yennora W.O.

Documentation to be forwarded with PROMS :-

- Job Instruction
- Design Layout
- Controller Information Sheet
- Personality Information Doc
- Housing Terminal Chart

♀
CREATED ON 15-FEB-2013 AT 14:54

INTERSECTION : 732
LOCATION : GREAT WESTERN HWY, BLACKTOWN RD & CLUNIES ROSS ST, PROSPECT
PLAN, ISSUE : VV.0732,14,F
CONTROLLER : STANDARD PERSONALITY CONTROLLER

6 PHASES
11 VEHICLES
3 PEDESTRIANS

VEH	NAME	TABLE	TYPE	ASPECTS	MINIMUM	SPEC MOV.
1	V1 = A/B/F1	0	Major	GAR		
2	V2 = A/C/F2	0	Major	GAR		
3	V3 = B/F/F1 RT	0	Minor	GAR		1
4	V4 = C/F/F2 RT	0	Minor	GAR		2
5	V5 = D/E O/L	4	Major	GAR		
6	V6 = D PHASE	1	Major	GAR		
7	V7 = E RT	0	Major	GAR		
8	V8 = D RTRA	83	Minor	R		
9	V9 = A/C/E LTRA	149	Minor	R		
10	V10 = C/F/F2 LT	0	Minor	GAR		4
11	V11 = B/F/F1 LT	100	Minor	GA		3

PED	NAME	TABLE	TYPE
12	P1 = A/B/F1 PED	107	Ped
13	P2 = A/C/F2 PED	107	Ped
14	P3 = D/E PED	23	Ped

NAME	CONFLICT MATRIX													
	1	2	3	4	5	6	7	8	9	10	11	12	13	14
V1 = A/B/F1	1			X	X	X	X			X				X
V2 = A/C/F2	2		X		X	X	X				X			X
V3 = B/F/F1 RT	3	X			X	X	X						X	
V4 = C/F/F2 RT	4	X			X	X	X				X			X
V5 = D/E O/L	5	X	X	X	X						X	X		
V6 = D PHASE	6	X	X	X	X		X				X	X		
V7 = E RT	7	X	X	X	X	X					X	X		
V8 = D RTRA	8													
V9 = A/C/E LTRA	9													
V10 = C/F/F2 LT	10	X									X			X
V11 = B/F/F1 LT	11		X				X					X		
P1 = A/B/F1 PED	12			X	X	X	X			X				
P2 = A/C/F2 PED	13		X		X	X					X			

P3 = D/E PED 14 X X X X

 ! CONTROLLER HOUSING TERMINALS !

TCS NUMBER : 732 CREATED : 15-FEB-2013 14:54
 LOCATION : GREAT WESTERN HWY, BLACKTOWN RD & CLUNIES ROSS ST, PROSPECT
 PLAN, ISSUE : VV.0732,14,F
 CONTROLLER : STANDARD PERSONALITY CONTROLLER

! FACILITY		! TERMINAL	! FACILITY		! TERMINAL
! GREEN	V1 = A/B/F1	! A 3			!
! YELLOW	V1 = A/B/F1	! A 4			!
! RED	V1 = A/B/F1	! A 5	! RED	V8 = D RTRA	! B14
! GREEN	V2 = A/C/F2	! A 6			!
! YELLOW	V2 = A/C/F2	! A 7			!
! RED	V2 = A/C/F2	! A 8	! RED	V9 = A/C/E LTRA	! C 5
! GREEN	V3 = B/F/F1 RT	! A 9	! GREEN	V10 = C/F/F2 LT	! C 6
! YELLOW	V3 = B/F/F1 RT	! A10	! YELLOW	V10 = C/F/F2 LT	! C 7
! RED	V3 = B/F/F1 RT	! A11	! RED	V10 = C/F/F2 LT	! C 8
! GREEN	V4 = C/F/F2 RT	! A12	! GREEN	V11 = B/F/F1 LT	! C 9
! YELLOW	V4 = C/F/F2 RT	! A13	! YELLOW	V11 = B/F/F1 LT	! C10
! RED	V4 = C/F/F2 RT	! A14			!
! GREEN	V5 = D/E O/L	! B 3	! WALK	P1 = A/B/F1 PED	! C12
! YELLOW	V5 = D/E O/L	! B 4	! DONT	P1 = A/B/F1 PED	! C14
! RED	V5 = D/E O/L	! B 5			!
! GREEN	V6 = D PHASE	! B 6	! WALK	P2 = A/C/F2 PED	! D 3
! YELLOW	V6 = D PHASE	! B 7	! DONT	P2 = A/C/F2 PED	! D 5
! RED	V6 = D PHASE	! B 8			!
! GREEN	V7 = E RT	! B 9	! WALK	P3 = D/E PED	! D 6
! YELLOW	V7 = E RT	! B10	! DONT	P3 = D/E PED	! D 8
! RED	V7 = E RT	! B11			!
! LAMP ACTIVE		! A2,B2,C2,D2			!
! LAMP NEUTRAL		! A1,B1,C1,D1			!
! DETECTOR RETURN		! E3,E4			!
! EARTH		! EARTH LINK			!

TCS 2375 LX Data

SLOT49=4,1,2!INT=2375!VC=5!CS=271!PK=/ZSL=0!
COM=DO,P,7:1,H!BPS=1200!PH=88148081!DD=0!CTYPE=C12V5R80S115!
LS=ON!
IK=!
S#=20!LM=MF!RMN=0!DCL=61!
VOLS=1-24!
AT=6!BT=6!CT=6S!DT=6!
W1=8!W1T=18!W2=10!W2T=22!
PP1=51,13D!PP2=20,15C!
PP3=17,-10D!PP4=-26,-15D!

I=2375!PLAN=1!SF=Z+!XSF=0!
A=0PDFGB!
B=20FGC!
C=30TGFGD!
D=20FSTGA!

SS=20!LCL=42!HCL=130!SCL=60,0!KCL=0!ZSS=0!
SK=DDNAOVIFBF!
XCL=110!SZ=90,96!SMX=/
FCL=30,40,45,50,60,70,75,80,90,100,110,115,120,125,130,140!
PS1=42^,60!PS2=70,120!PS3=70,120!PS4=70,120!
LP1=0!
LP2=0!
LP3=0!
LP4=0!

TCS 2375 Traffic Counts

Tuesday, 08 October 2013

approach - detector(s)...

Approach	1	2	4	5	6	7	8	
00:15	13	20	3	12	15	4	3	70
00:30	14	20	2	8	20	2	5	71
00:45	5	22	1	9	17	1	3	58
01:00	19	34	2	5	14	4	3	81
01:15	12	30	2	6	12	2	2	66
01:30	11	30	1	5	12	4	2	65
01:45	8	18	4	6	12	4	2	54
02:00	8	10	2	3	8	1	0	32
02:15	6	9	3	4	9	1	2	34
02:30	4	13	1	4	9	3	1	35
02:45	7	15	1	8	9	0	0	40
03:00	3	14	3	3	9	1	1	34
03:15	4	7	3	10	13	1	0	38
03:30	2	4	0	8	21	2	2	39
03:45	5	8	3	5	30	0	1	52
04:00	2	11	0	9	21	1	2	46
04:15	9	13	1	12	26	1	1	63
04:30	9	25	1	10	33	2	3	83
04:45	11	30	0	27	53	2	0	123
05:00	19	34	0	20	54	0	1	128
05:15	20	30	2	16	67	0	2	137
05:30	37	59	5	33	100	7	3	244
05:45	64	85	6	43	93	6	10	307
06:00	54	113	8	45	99	4	3	326
06:15	70	94	3	59	116	6	5	353
06:30	70	112	10	43	110	7	8	360
06:45	88	138	3	48	139	8	6	430
07:00	118	159	10	58	150	7	13	515
07:15	103	151	10	70	158	12	10	514
07:30	126	155	12	71	159	15	7	545
07:45	144	156	13	83	201	20	12	629
08:00	165	163	17	79	170	13	11	618
08:15	152	157	40	78	130	23	20	600
08:30	148	171	34	95	161	18	12	639
08:45	149	158	39	76	140	29	13	604
09:00	163	163	70	74	147	24	21	662
09:15	127	131	49	74	122	30	9	542
09:30	117	132	48	85	126	29	17	554
09:45	121	143	49	80	127	29	13	562
10:00	108	122	70	70	99	33	33	535
10:15	102	131	40	74	130	36	22	535
10:30	118	112	47	78	131	37	25	548
10:45	114	94	83	88	122	46	29	576
11:00	113	125	58	88	128	53	27	592
11:15	106	101	59	68	107	16	34	491
11:30	119	109	82	84	119	13	23	549
11:45	104	105	67	90	127	15	31	539
12:00	123	127	55	80	117	20	44	566
12:15	120	114	69	96	130	36	33	598
12:30	113	116	66	84	134	32	25	570
12:45	126	132	66	79	114	8	35	560
13:00	146	128	59	79	122	35	33	602
13:15	106	127	54	79	135	60	34	595
13:30	133	137	57	86	143	55	28	639
13:45	107	136	60	91	136	52	26	608
14:00	134	139	57	84	126	51	38	629
14:15	142	142	44	106	130	56	40	660
14:30	148	140	62	95	143	48	41	677
14:45	119	140	61	73	134	46	30	603
15:00	152	145	48	85	134	32	44	640
15:15	141	129	72	79	143	17	34	615
15:30	125	133	69	104	144	54	26	655
15:45	119	122	70	96	157	50	36	650
16:00	132	139	70	111	171	28	30	681

TCS 2375 Traffic Counts

16:15	125	118	56	101	147	9	25	581
16:30	131	127	55	120	173	48	46	700
16:45	139	136	41	98	171	38	21	644
17:00	127	129	45	96	157	1	27	582
17:15	162	162	42	121	192	38	35	752
17:30	160	162	38	137	190	40	35	762
17:45	129	152	32	101	165	44	35	658
18:00	156	145	43	106	153	33	26	662
18:15	127	141	33	85	121	40	29	576
18:30	117	140	28	72	125	29	27	538
18:45	110	125	28	71	130	22	27	513
19:00	94	110	38	54	96	30	20	442
19:15	88	99	31	58	86	30	25	417
19:30	86	90	31	59	95	24	16	401
19:45	77	75	24	51	85	25	18	355
20:00	72	90	22	37	65	16	17	319
20:15	54	76	18	40	72	21	13	294
20:30	48	64	22	41	76	3	15	269
20:45	53	68	19	32	69	17	15	273
21:00	44	51	23	41	77	17	7	260
21:15	52	66	16	36	74	18	6	268
21:30	53	69	21	42	83	12	8	288
21:45	42	52	21	40	65	19	13	252
22:00	46	60	13	41	51	12	9	232
22:15	40	41	16	26	54	14	7	198
22:30	45	61	9	30	51	16	7	219
22:45	28	54	14	26	30	7	6	165
23:00	36	40	10	16	31	7	5	145
23:15	21	28	11	15	30	16	10	131
23:30	11	19	7	14	29	3	6	89
23:45	9	16	4	13	21	8	5	76
24:00	4	13	1	5	16	3	2	44

Approach 1 AM peak 2505 08:00 - 09:00 PM peak 2834 17:00 - 18:00 Daily
Total 37371

On Wednesday, 09 October 2013

Approach 1	1	2	4	5	6	7	8	
00:15	9	13	4	15	28	4	4	77
00:30	8	8	0	3	21	3	4	47
00:45	6	10	3	10	22	2	1	54
01:00	5	7	2	5	14	1	2	36
01:15	4	8	6	7	14	4	3	46
01:30	4	4	0	6	14	2	2	32
01:45	6	7	1	9	10	2	1	36
02:00	4	12	4	7	12	2	2	43
02:15	4	7	1	3	13	1	2	31
02:30	4	4	1	8	16	2	2	37
02:45	2	9	2	6	15	2	0	36
03:00	4	7	2	4	10	1	2	30
03:15	4	3	3	5	27	0	2	44
03:30	2	5	1	7	18	3	1	37
03:45	2	6	1	2	22	1	1	35
04:00	4	17	1	8	26	2	1	59
04:15	7	14	3	18	30	2	2	76
04:30	8	19	2	14	42	1	2	88
04:45	21	44	0	29	55	0	2	151
05:00	23	36	2	15	63	0	3	142
05:15	25	36	2	24	77	3	4	171
05:30	39	67	8	38	89	8	6	255
05:45	69	95	5	56	114	6	7	352
06:00	66	135	7	59	124	6	9	406
06:15	73	101	9	56	112	14	6	371
06:30	88	144	9	66	142	9	5	463
06:45	116	142	6	77	145	10	6	502
07:00	106	152	9	70	149	17	9	512
07:15	111	157	13	58	127	4	14	484

TCS 2375 Traffic Counts

07:30	143	148	20	98	163	26	15	613
07:45	139	160	20	89	181	10	13	612
08:00	161	165	18	74	156	14	12	600
08:15	155	148	21	74	157	20	13	588
08:30	151	135	33	101	187	21	13	641
08:45	172	199	31	71	155	16	23	667
09:00	160	153	52	74	129	24	29	621
09:15	139	134	52	87	131	26	14	583
09:30	132	132	32	66	122	39	16	539
09:45	127	124	39	82	131	28	16	547
10:00	123	122	56	84	123	11	24	543
10:15	95	112	57	67	105	4	16	456
10:30	118	127	50	94	116	35	32	572
10:45	113	118	58	92	115	1	28	525
11:00	110	130	59	90	123	22	25	559
11:15	124	141	54	82	119	33	29	582
11:30	100	101	50	69	135	30	23	508
11:45	121	113	52	45	149	0	26	506
12:15	80	68	42	37	75	30	16	348
12:30	105	112	65	64	121	23	24	514
12:45	112	104	52	60	130	0	40	498
13:00	136	132	67	66	139	1	34	575
13:15	126	131	53	99	144	8	33	594
13:30	111	119	50	83	148	1	42	554
13:45	139	166	57	87	142	41	30	662
14:00	123	110	60	90	130	29	35	577
14:15	119	133	39	94	134	26	28	573
14:30	110	132	47	77	141	49	25	581
14:45	131	124	61	84	134	51	35	620
15:00	121	134	60	111	162	33	31	652
15:15	146	134	48	119	131	14	23	615
15:30	143	151	53	122	119	0	22	610
15:45	147	141	60	131	140	0	17	636
16:00	144	135	63	133	173	0	20	668
16:15	142	127	50	106	150	0	19	594
16:30	128	143	61	123	167	0	31	653
16:45	136	129	43	102	174	0	19	603
17:00	143	145	50	120	172	DA	23	653
17:15	130	129	46	115	173	DA	36	629
17:30	176	173	34	108	166	DA	34	691
17:45	149	155	41	110	173	DA	31	659
18:00	135	131	45	108	156	DA	28	603
18:15	116	124	42	90	139	DA	28	539
18:30	124	136	31	74	135	DA	23	523
18:45	119	97	33	61	105	DA	22	437
19:00	118	126	26	56	97	DA	19	442
19:15	89	92	40	57	95	DA	28	401
19:30	113	118	31	52	103	DA	19	436
19:45	89	87	29	56	78	DA	21	360
20:00	85	80	24	37	79	DA	17	322
20:15	68	74	30	46	87	DA	16	321
20:30	71	88	26	46	79	DA	19	329
20:45	55	65	23	51	70	DA	22	286
21:00	77	57	31	56	52	19	8	300
21:15	60	77	24	43	69	26	18	317
21:30	56	74	27	43	86	13	11	310
21:45	61	83	19	37	86	19	12	317
22:00	52	70	17	36	47	11	12	245
22:15	52	58	16	32	60	16	9	243
22:30	49	59	12	32	52	17	15	236
22:45	41	41	10	14	42	7	8	163
23:00	26	46	5	19	30	9	9	144
23:15	19	20	13	15	45	9	4	125
23:30	17	22	8	15	26	6	4	98
23:45	8	20	9	11	22	4	0	74
24:00	7	11	8	12	31	2	2	73

Approach 1 AM peak 2517 08:00 - 09:00 PM peak 2551 15:30 - 16:30 Daily

TCS 2375 Traffic Counts

Total 28687

On Thursday, 10 October 2013
 Approach 1

	1	2	4	5	6	7	8	
00:15	12	12	5	5	28	4	5	71
00:30	4	13	4	3	29	8	4	65
00:45	3	11	4	2	21	6	1	48
01:00	5	9	1	11	11	2	1	40
01:15	2	13	5	6	14	3	3	46
01:30	8	8	0	8	11	6	0	41
01:45	9	9	2	9	16	1	2	48
02:00	9	3	3	5	13	1	0	34
02:15	6	12	3	7	10	2	0	40
02:30	5	2	5	3	12	3	1	31
02:45	10	7	0	3	22	0	1	43
03:00	5	9	2	2	14	2	1	35
03:15	3	4	2	6	30	0	2	47
03:30	1	4	0	0	21	2	1	29
03:45	10	6	1	5	32	1	0	55
04:00	13	18	3	9	18	3	2	66
04:15	10	24	0	11	21	3	3	72
04:30	8	23	2	13	40	2	2	90
04:45	18	41	0	28	66	3	1	157
05:00	14	33	5	16	46	3	4	121
05:15	36	45	5	33	82	2	3	206
05:30	38	58	5	40	101	4	5	251
05:45	63	93	5	61	136	7	8	373
06:00	67	103	3	51	111	5	5	345
06:15	60	107	11	66	125	9	5	383
06:30	95	139	4	70	142	12	5	467
06:45	109	156	8	68	152	11	9	513
07:00	122	149	14	56	160	10	7	518
07:15	119	149	8	65	148	10	9	508
07:30	146	150	14	91	164	21	10	596
07:45	149	145	22	79	175	20	13	603
08:00	173	163	22	79	176	25	11	649
08:15	146	143	23	82	158	16	14	582
08:30	146	148	41	86	174	21	21	637
08:45	179	163	34	82	147	23	22	650
09:00	156	142	43	85	143	29	22	620
09:15	142	149	62	82	134	32	18	619
09:30	132	128	52	79	126	32	26	575
09:45	133	125	34	77	139	34	25	567
10:00	130	112	58	75	135	41	22	573
10:15	107	115	36	76	123	37	21	515
10:30	111	105	60	92	125	33	18	544
10:45	128	116	49	76	129	43	25	566
11:00	118	144	58	85	108	37	25	575
11:15	121	121	55	90	130	0	35	552
11:30	105	119	63	88	118	0	30	523
11:45	128	126	70	94	135	1	28	582
12:00	114	108	54	83	124	32	28	543
12:15	128	118	80	84	115	0	31	556
12:30	109	109	70	75	127	0	31	521
12:45	111	127	64	80	114	0	46	542
13:00	131	122	54	87	127	DA	24	545
13:15	107	121	60	72	114	DA	40	514
13:30	118	119	49	96	147	DA	25	554
13:45	115	122	55	94	130	DA	31	547
14:00	125	128	34	80	146	DA	29	542
14:15	123	129	61	65	95	DA	26	499
14:30	121	118	52	105	166	DA	26	588
14:45	132	129	48	99	133	DA	26	567
15:00	150	162	40	87	155	DA	25	619
15:15	135	138	51	87	139	DA	37	587
15:30	141	129	72	110	149	DA	35	636
15:45	148	133	64	127	157	DA	24	653

TCS 2375 Traffic Counts

16:00	152	148	45	110	150	DA	24	629
16:15	141	124	78	119	164	DA	35	661
16:30	139	153	38	108	169	DA	30	637
16:45	145	140	61	107	158	42	34	687
17:00	152	145	53	129	189	40	26	734
17:15	132	122	44	101	169	43	30	641
17:30	139	142	54	145	193	43	35	751
17:45	152	146	48	99	142	45	33	665
18:00	155	158	47	90	152	47	21	670
18:15	142	135	55	74	122	40	30	598
18:30	153	139	47	86	130	36	33	624
18:45	136	115	41	64	126	39	39	560
19:00	126	118	49	71	124	28	20	536
19:15	109	101	49	60	109	45	32	505
19:30	109	101	48	74	110	31	33	506
19:45	125	118	59	41	84	37	31	495
20:00	88	79	46	48	78	46	28	413
20:15	86	77	43	52	89	35	24	406
20:30	78	74	43	44	72	30	32	373
20:45	79	80	36	47	79	43	19	383
21:00	66	63	37	37	87	25	23	338
21:15	68	65	25	47	87	31	24	347
21:30	75	78	27	54	94	21	24	373
21:45	69	70	24	40	75	24	19	321
22:00	52	71	19	37	75	19	17	290
22:15	44	72	10	27	56	18	16	243
22:30	46	74	13	21	54	10	6	224
22:45	54	57	14	23	38	7	11	204
23:00	42	48	16	20	47	14	5	192
23:15	13	31	10	26	46	10	13	149
23:30	17	23	12	19	28	11	3	113
23:45	13	20	8	13	23	9	6	92
24:00	11	14	8	14	27	9	4	87

Approach 1 AM peak 2526 08:15 - 09:15 PM peak 2813 16:30 - 17:30 Daily
 Total 29953

On Friday, 11 October 2013
 Approach 1

	1	2	4	5	6	7	8	
00:15	9	15	6	13	31	5	7	86
00:30	6	14	4	10	20	3	3	60
00:45	1	10	5	7	16	5	5	49
01:00	5	8	6	8	11	4	2	44
01:15	5	10	5	2	21	4	3	50
01:30	3	8	4	3	12	6	4	40
01:45	5	8	2	8	17	2	2	44
02:00	2	7	1	8	17	2	1	38
02:15	6	13	2	6	8	0	2	37
02:30	4	11	2	7	18	2	0	44
02:45	2	5	1	4	12	0	0	24
03:00	3	9	1	4	16	2	0	35
03:15	4	12	2	9	21	3	0	51
03:30	12	21	3	6	24	3	2	71
03:45	8	11	1	9	31	2	0	62
04:00	9	12	1	5	24	0	1	52
04:15	10	25	1	13	29	1	2	81
04:30	7	28	1	20	42	1	2	101
04:45	13	38	2	27	55	1	3	139
05:00	23	35	2	22	62	2	3	149
05:15	30	42	2	24	65	2	2	167
05:30	52	79	6	44	88	2	6	277
05:45	62	107	5	48	126	7	6	361
06:00	65	112	8	51	112	6	5	359
06:15	67	88	7	55	133	9	8	367
06:30	86	126	11	67	123	9	6	428
06:45	107	146	8	75	134	13	14	497
07:00	124	146	14	62	150	16	9	521

TCS 2375 Traffic Counts

07:15	108	130	15	59	135	9	11	467
07:30	121	148	19	102	166	20	13	589
07:45	158	155	14	84	184	20	27	642
08:00	154	140	31	78	171	27	16	617
08:15	136	145	30	71	170	19	12	583
08:30	165	183	33	74	161	21	17	654
08:45	147	159	35	75	130	22	14	582
09:00	161	133	53	83	144	28	12	614
09:15	154	171	57	67	110	25	19	603
09:30	112	116	51	89	135	28	22	553
09:45	107	134	58	87	148	32	18	584
10:00	127	123	44	87	131	34	19	565
10:15	91	119	53	78	127	29	19	516
10:30	117	124	56	75	138	46	36	592
10:45	139	142	69	82	121	48	27	628
11:00	118	117	62	54	106	41	26	524
11:15	102	127	53	87	134	48	18	569
11:30	114	108	66	81	128	94	25	616
11:45	119	124	93	85	125	5	30	581
12:00	133	134	71	77	107	1	42	565
12:15	121	127	71	113	134	50	32	648
12:30	138	137	52	105	156	35	46	669
12:45	125	127	72	83	125	28	37	597
13:00	123	126	61	79	102	1	42	534
13:15	137	139	58	104	140	40	37	655
13:30	140	130	71	94	131	20	40	626
13:45	129	144	51	84	135	29	30	602
14:00	135	146	58	94	143	24	33	633
14:15	120	119	55	86	133	9	35	557
14:30	140	144	60	104	164	0	20	632
14:45	152	166	51	76	137	0	29	611
15:00	117	123	61	113	144	0	47	605
15:15	140	130	67	103	163	1	39	643
15:30	163	153	55	103	163	42	45	724
15:45	127	124	80	104	150	22	23	630
16:00	159	166	44	94	161	1	32	657
16:15	162	157	50	97	154	49	22	691
16:30	143	128	58	125	169	48	37	708
16:45	125	134	66	93	160	48	41	667
17:00	126	138	49	112	177	49	30	681
17:15	129	124	52	125	177	59	35	701
17:30	178	159	21	121	192	47	21	739
17:45	148	154	37	114	183	37	40	713
18:00	110	121	51	88	143	38	30	581
18:15	125	138	45	87	151	44	28	618
18:30	144	154	40	84	142	35	29	628
18:45	138	147	38	66	117	33	40	579
19:00	113	134	32	70	111	29	28	517
19:15	115	111	43	66	113	43	27	518
19:30	123	116	32	56	95	29	32	483
19:45	102	100	34	55	82	33	14	420
20:00	77	87	27	41	85	28	14	359
20:15	82	84	39	50	84	28	17	384
20:30	73	78	48	53	96	21	19	388
20:45	64	89	23	52	78	22	14	342
21:00	60	72	28	41	67	19	16	303
21:15	68	73	24	38	74	23	19	319
21:30	53	63	27	41	70	14	11	279
21:45	68	66	20	44	58	27	12	295
22:00	69	69	14	31	76	14	12	285
22:15	57	72	17	41	75	6	15	283
22:30	59	57	9	41	55	15	7	243
22:45	47	78	16	31	49	15	7	243
23:00	45	53	17	36	73	8	8	240
23:15	46	46	10	28	44	8	6	188
23:30	41	52	13	23	50	13	7	199
23:45	24	37	12	27	45	11	2	158
24:00	28	31	18	28	56	9	14	184

TCS 2375 Traffic Counts

Approach 1 AM peak 2496 07:30 - 08:30 PM peak 2834 16:45 - 17:45 Daily
 Total 39837

On Saturday, 12 October 2013
 Approach 1

	1	2	4	5	6	7	8	
00:15	37	46	6	25	37	13	9	173
00:30	23	38	11	17	41	6	5	141
00:45	17	35	7	32	40	9	5	145
01:00	21	35	3	12	30	2	3	106
01:15	13	28	11	5	16	5	10	88
01:30	20	28	4	13	16	12	3	96
01:45	19	26	2	10	16	65	4	142
02:00	11	27	3	7	23	31	4	106
02:15	16	15	1	4	10	20	4	70
02:30	12	20	1	7	16	5	3	64
02:45	11	11	6	9	14	8	3	62
03:00	8	22	2	10	12	1	1	56
03:15	9	18	4	9	24	16	0	80
03:30	12	16	2	10	24	10	2	76
03:45	17	17	0	2	22	1	2	61
04:00	13	18	2	4	15	4	2	58
04:15	7	10	0	11	15	1	2	46
04:30	8	23	2	8	25	0	1	67
04:45	9	20	0	14	34	1	0	78
05:00	16	29	2	7	24	0	2	80
05:15	19	23	4	22	34	1	1	104
05:30	18	21	3	24	47	0	3	116
05:45	50	44	2	30	61	5	3	195
06:00	33	54	8	29	53	11	4	192
06:15	27	47	10	26	72	6	4	192
06:30	41	65	9	27	60	6	7	215
06:45	40	63	5	46	71	12	7	244
07:00	63	79	6	41	78	8	8	283
07:15	44	63	18	37	75	11	4	252
07:30	57	82	6	43	72	10	5	275
07:45	69	82	18	49	87	13	8	326
08:00	73	81	19	48	96	15	10	342
08:15	90	91	23	41	84	17	16	362
08:30	78	103	53	55	83	18	15	405
08:45	90	113	63	75	88	26	15	470
09:00	103	107	60	50	83	38	17	458
09:15	96	121	64	64	86	40	25	496
09:30	100	88	61	62	102	40	28	481
09:45	105	102	75	80	127	41	27	557
10:00	105	129	70	67	95	31	19	516
10:15	121	137	84	82	123	26	26	599
10:30	142	129	58	84	161	15	41	630
10:45	124	140	95	111	156	98	25	749
11:00	132	140	98	90	144	6	40	650
11:15	142	144	98	95	115	11	43	648
11:30	120	148	88	110	147	7	40	660
11:45	151	130	98	85	137	17	46	664
12:00	134	152	78	99	139	74	52	728
12:15	139	136	70	91	162	1	48	647
12:30	132	122	84	93	147	0	70	648
12:45	152	147	85	115	153	0	40	692
13:00	142	142	80	83	145	0	42	634
13:15	131	137	79	100	150	0	64	661
13:30	126	119	68	102	146	16	47	624
13:45	152	153	60	93	126	1	43	628
14:00	127	126	74	115	137	20	43	642
14:15	135	124	77	103	142	17	47	645
14:30	113	111	56	79	130	0	40	529
14:45	110	114	74	85	112	0	45	540
15:00	121	121	61	76	118	0	31	528
15:15	121	104	50	71	110	0	50	506

			TCS 2375		Traffic Counts			
15:30	107	116	50	92	137	0	36	538
15:45	118	113	57	72	116	0	34	510
16:00	128	126	42	73	126	0	31	526
16:15	129	137	46	63	107	0	46	528
16:30	137	138	42	85	138	0	23	563
16:45	127	134	33	77	116	0	27	514
17:00	137	134	45	73	102	0	26	517
17:15	126	137	25	74	133	15	32	542
17:30	99	128	41	94	148	38	22	570
17:45	106	114	36	73	139	31	29	528
18:00	87	111	27	66	124	40	17	472
18:15	105	121	27	73	118	27	22	493
18:30	99	120	39	76	129	22	20	505
18:45	113	121	34	56	115	23	20	482
19:00	112	139	27	57	94	22	28	479
19:15	98	103	24	58	90	23	21	417
19:30	79	101	26	66	93	14	19	398
19:45	85	92	34	52	92	23	27	405
20:00	75	98	36	51	88	27	25	400
20:15	71	91	33	42	86	23	26	372
20:30	71	74	28	43	79	24	18	337
20:45	57	57	29	43	75	14	18	293
21:00	62	73	23	45	63	16	9	291
21:15	60	73	17	45	87	7	14	303
21:30	56	62	22	31	72	17	13	273
21:45	52	62	25	53	89	21	10	312
22:00	53	57	16	38	71	18	6	259
22:15	45	72	27	51	91	20	21	327
22:30	57	65	10	40	68	13	9	262
22:45	48	74	19	46	70	8	5	270
23:00	40	69	13	41	73	15	12	263
23:15	46	74	15	39	59	7	10	250
23:30	44	59	5	42	62	13	5	230
23:45	37	63	11	41	58	3	15	228
24:00	45	61	12	30	52	9	4	213

Approach 1 AM peak 2707 10:30 - 11:30 PM peak 2635 12:15 - 13:15 Daily
Total 35398

On Sunday, 13 October 2013

Approach 1	1	2	4	5	6	7	8	
00:15	32	45	13	26	43	9	12	180
00:30	39	47	14	25	44	7	7	183
00:45	33	43	10	24	31	12	8	161
01:00	22	38	4	19	31	3	7	124
01:15	20	37	6	12	17	9	4	105
01:30	24	32	4	12	24	10	3	109
01:45	15	22	2	11	26	5	3	84
02:00	16	17	8	11	21	6	3	82
02:15	12	26	2	5	10	10	4	69
02:30	8	17	3	4	13	2	3	50
02:45	10	22	1	4	19	1	0	57
03:00	10	26	2	5	13	3	1	60
03:15	11	19	3	6	19	0	0	58
03:30	11	22	2	5	11	2	2	55
03:45	8	13	4	11	17	5	3	61
04:00	8	15	2	10	13	1	5	54
04:15	11	11	2	11	13	2	0	50
04:30	6	11	1	4	19	0	3	44
04:45	8	21	1	8	18	4	5	65
05:00	6	17	2	9	17	2	1	54
05:15	9	23	1	5	23	2	0	63
05:30	7	20	3	7	22	3	1	63
05:45	11	21	2	10	26	4	0	74
06:00	19	25	4	9	23	1	3	84
06:15	17	28	2	12	31	2	3	95
06:30	23	32	3	17	35	3	1	114

	TCS 2375 Traffic Counts							
06:45	25	29	6	17	34	6	5	122
07:00	29	34	6	24	26	2	3	124
07:15	20	19	8	20	36	5	9	117
07:30	26	36	6	16	39	6	6	135
07:45	27	42	21	23	42	9	5	169
08:00	50	49	13	24	48	14	7	205
08:15	49	42	13	30	49	14	10	207
08:30	45	64	16	34	68	17	12	256
08:45	54	77	29	39	62	13	10	284
09:00	68	95	33	42	64	21	17	340
09:15	66	79	26	33	71	16	15	306
09:30	87	77	35	47	83	20	18	367
09:45	91	94	41	54	100	32	14	426
10:00	115	95	47	61	103	29	23	473
10:15	78	92	37	41	85	27	25	385
10:30	88	90	46	60	101	31	39	455
10:45	97	100	38	73	119	41	29	497
11:00	104	101	40	71	109	36	20	481
11:15	103	103	59	69	114	35	26	509
11:30	103	107	64	79	117	43	34	547
11:45	102	117	64	71	110	0	40	504
12:00	122	134	75	90	132	0	36	589
12:15	131	127	70	90	128	0	44	590
12:30	127	118	44	67	116	0	45	517
12:45	147	137	68	79	124	0	58	613
13:00	117	124	63	91	111	0	49	555
13:15	125	118	53	75	107	0	44	522
13:30	113	102	53	81	128	0	39	516
13:45	108	115	66	93	121	0	36	539
14:00	116	126	52	79	115	1	38	527
14:15	112	104	53	51	101	37	38	496
14:30	96	104	45	61	100	41	39	486
14:45	113	118	40	66	99	53	35	524
15:00	100	105	47	67	91	30	38	478
15:15	103	104	41	69	106	0	36	459
15:30	100	94	41	62	99	0	32	428
15:45	93	105	57	90	131	0	32	508
16:00	105	99	43	69	96	0	28	440
16:15	91	107	33	70	127	0	28	456
16:30	89	106	22	63	91	0	30	401
16:45	93	89	37	63	91	0	29	402
17:00	86	103	26	65	104	0	21	405
17:15	94	105	30	79	94	0	28	430
17:30	99	106	23	61	103	0	25	417
17:45	99	106	38	62	100	1	17	423
18:00	72	116	28	54	75	24	21	390
18:15	104	108	34	58	95	30	25	454
18:30	86	92	17	50	92	22	18	377
18:45	93	99	33	53	93	20	27	418
19:00	87	92	22	56	87	13	19	376
19:15	86	85	26	31	84	16	22	350
19:30	73	85	20	44	73	29	20	344
19:45	51	73	29	44	60	13	15	285
20:00	66	85	26	37	67	28	11	320
20:15	63	70	30	46	81	19	11	320
20:30	55	62	24	46	66	22	18	293
20:45	59	72	26	37	68	21	11	294
21:00	52	76	17	47	68	20	4	284
21:15	46	68	18	38	72	12	12	266
21:30	50	66	16	28	71	13	7	251
21:45	45	46	13	34	63	12	4	217
22:00	46	67	13	38	62	8	9	243
22:15	35	56	11	20	57	7	8	194
22:30	45	59	15	31	51	10	10	221
22:45	27	55	9	19	35	6	8	159
23:00	23	40	6	24	29	5	7	134
23:15	12	17	5	9	25	9	5	82
23:30	11	20	7	5	15	6	4	68

TCS 2375 Traffic Counts

23:45	6	14	6	7	24	2	0	59
24:00	11	25	3	10	20	9	2	80

Approach 1 AM peak 2149 11:00 - 12:00 PM peak 2275 12:00 - 13:00 Daily
 Total 27307

On Monday, 14 October 2013

Approach 1	1	2	4	5	6	7	8	
00:15	4	12	3	12	22	5	5	63
00:30	8	11	5	7	10	2	1	44
00:45	1	11	2	5	13	3	3	38
01:00	4	7	1	8	13	3	2	38
01:15	2	5	1	3	12	1	0	24
01:30	0	7	2	5	12	2	2	30
01:45	5	6	0	1	10	1	1	24
02:00	2	9	3	0	7	0	0	21
02:15	1	2	0	4	7	0	3	17
02:30	4	7	3	5	7	1	0	27
02:45	2	11	3	5	13	1	3	38
03:00	3	8	0	9	11	2	1	34
03:15	4	7	4	2	12	2	0	31
03:30	4	5	2	4	19	1	2	37
03:45	3	11	2	3	22	1	2	44
04:00	2	9	1	8	22	3	1	46
04:15	5	14	0	9	23	0	2	53
04:30	13	23	2	13	42	2	2	97
04:45	15	26	4	23	52	2	3	125
05:00	16	26	6	23	43	2	2	118
05:15	21	38	5	41	93	3	4	205
05:30	41	59	5	33	79	1	7	225
05:45	64	96	4	52	136	8	7	367
06:00	69	114	7	46	107	7	7	357
06:15	64	106	5	55	132	3	4	369
06:30	67	114	6	58	126	9	7	387
06:45	121	154	11	69	145	4	8	512
07:00	130	175	13	51	124	14	9	516
07:15	117	133	12	71	161	18	12	524
07:30	133	163	11	79	171	23	9	589
07:45	141	131	13	99	205	13	11	613
08:00	182	162	22	74	162	11	15	628
08:15	147	130	26	95	178	18	12	606
08:30	159	165	30	74	140	25	20	613
08:45	132	147	33	80	150	9	22	573
09:00	151	156	40	74	146	24	21	612
09:15	140	131	55	74	114	11	13	538
09:30	124	133	54	82	133	26	19	571
09:45	122	138	47	75	113	40	33	568
10:00	100	125	61	76	118	38	23	541
10:15	117	101	46	81	141	34	23	543
10:30	107	121	53	64	107	38	21	511
10:45	110	117	49	82	122	39	22	541
11:00	104	124	55	73	95	38	25	514
11:15	106	107	61	82	132	15	22	525
11:30	133	124	57	84	134	44	27	603
11:45	121	118	46	80	146	43	24	578
12:00	104	100	72	87	127	45	36	571
12:15	143	123	77	72	127	57	26	625
12:30	124	130	64	84	112	53	34	601
12:45	125	107	56	84	125	64	36	597
13:00	136	118	63	79	137	43	38	614
13:15	133	131	45	83	130	45	40	607
13:30	128	128	82	79	128	55	43	643
13:45	115	115	53	95	124	59	38	599
14:00	155	139	58	91	120	40	29	632
14:15	130	142	54	81	137	41	28	613
14:30	151	156	50	79	161	43	29	669
14:45	139	136	52	85	150	51	18	631

	TCS 2375 Traffic Counts							
15:00	144	121	52	87	157	38	30	629
15:15	138	133	56	108	148	50	48	681
15:30	131	141	61	91	136	43	33	636
15:45	135	140	82	115	159	38	32	701
16:00	171	154	59	96	171	47	25	723
16:15	164	134	42	96	161	47	37	681
16:30	156	151	63	127	178	41	34	750
16:45	159	143	53	117	186	51	33	742
17:00	154	148	47	115	172	37	24	697
17:15	129	147	34	97	182	48	34	671
17:30	160	155	42	126	173	27	33	716
17:45	137	145	42	116	165	30	30	665
18:00	147	139	48	110	166	25	29	664
18:15	151	170	27	90	141	28	31	638
18:30	146	136	39	92	137	7	34	591
18:45	114	113	22	68	108	23	24	472
19:00	96	106	22	55	97	19	21	416
19:15	86	93	23	59	86	9	20	376
19:30	94	92	22	57	99	36	19	419
19:45	70	83	25	46	82	12	14	332
20:00	63	66	19	45	86	11	15	305
20:15	59	70	21	46	72	13	16	297
20:30	66	79	21	49	77	15	16	323
20:45	62	63	21	30	64	7	17	264
21:00	36	50	25	36	66	11	14	238
21:15	61	61	18	43	70	5	8	266
21:30	56	50	18	45	64	5	13	251
21:45	62	61	23	41	54	29	14	284
22:00	69	77	17	22	61	11	7	264
22:15	38	55	12	29	48	8	6	196
22:30	48	54	15	20	41	14	5	197
22:45	34	51	9	17	36	15	6	168
23:00	30	37	6	22	25	9	4	133
23:15	22	27	12	8	25	14	4	112
23:30	9	22	11	17	30	4	5	98
23:45	10	16	7	12	17	6	1	69
24:00	8	8	5	13	24	15	5	78

Approach 1 AM peak 2460 07:30 - 08:30 PM peak 2896 15:45 - 16:45 Daily
Total 37823

TCS 2417 LX Data

SLOT14=5,4,1!INT=2417!VC=5!CS=26!PK=/ZSL=0!
COM=DO,P,2:6,H!BPS=1200!PH=98317874!DD=0!CTYPE=C12V5R82S117!
LS=ON!
IK=!
S#=4!LM=MF!RMN=0!DCL=43!
VOLS=1-24!
AT=7!BT=7!CT=7!DT=7!ET=7!
W1=8!W1T=29!
PP1=0,0E!PP2=0,0E!
PP3=0,0E!PP4=0,0E!

I=2417!PLAN=1!SF=Z+!XSF=0!
A=0PDFGC!
C=16FGD!
D=28TGFE!
E=16TGA!
B=1D!

I=2417!PLAN=2!SF=!XSF=0!
A=0PDFGD!
D=32FGE!
E=28TGA!
B=1D!
C=1D!

I=2417!PLAN=3!SF=!XSF=0!
A=0PDFGD!
D=36FGE!
E=24TGA!
B=1D!
C=1D!

I=2417!PLAN=4!SF=!XSF=0!
A=0PDFGD!
D=40FGE!
E=20TGA!
B=1D!
C=1D!

SS=4!LCL=42!HCL=140!SCL=70,0!KCL=0!ZSS=0!
SK=DDGONAOVIFBF!
XCL=137!SZ=90,96!SMX=/
FCL=30,40,45,50,60,70,75,80,90,100,110,115,120,125,130,140!
PS1=46^,74!PS2=105,126!PS3=105,126!PS4=105,126!
LP1=-23,-23G1237!
LP2=-26,-15G1237!
LP3=-16,-18G1237!
LP4=27,26G1237!

TCS 2417 Traffic Counts

Tuesday, 08 October 2013

approach - detector(s)...

Approach	1	2	3	5	6	7	8	10	11	12	13	14	
00:15	1	10	4	1	1	10	9	3	3	0	0	2	44
00:30	2	10	4	0	1	10	5	1	7	1	1	4	46
00:45	2	5	2	1	1	5	4	1	2	0	1	2	26
01:00	1	4	3	2	4	9	9	5	3	5	4	1	50
01:15	0	5	5	3	1	7	6	8	6	6	9	1	57
01:30	1	3	1	0	1	3	3	1	4	5	4	1	27
01:45	2	9	2	0	1	6	4	2	4	4	2	2	38
02:00	5	5	2	3	6	3	4	2	1	3	1	1	36
02:15	1	7	2	3	2	4	2	3	2	5	4	1	36
02:30	1	9	4	2	1	5	3	1	3	1	2	0	32
02:45	0	7	1	4	5	6	3	3	7	2	0	1	39
03:00	0	8	3	4	6	5	3	0	2	6	4	1	42
03:15	3	16	1	8	7	6	6	1	5	3	1	3	60
03:30	3	30	4	3	4	6	4	1	4	2	3	0	64
03:45	4	48	3	2	2	6	5	0	8	0	2	1	81
04:00	0	38	5	3	3	7	1	0	9	4	6	4	80
04:15	7	16	6	1	5	8	9	4	13	2	5	4	80
04:30	7	21	7	10	10	14	10	0	19	2	1	2	103
04:45	17	27	14	6	16	22	11	2	24	2	3	6	150
05:00	20	32	23	9	20	22	7	2	19	7	3	5	169
05:15	32	47	32	7	12	17	11	2	16	3	5	7	191
05:30	49	61	58	9	7	19	9	4	28	4	4	25	277
05:45	69	96	83	9	17	33	24	3	50	5	3	32	424
06:00	76	105	107	3	19	34	27	5	36	5	4	28	449
06:15	70	126	128	2	8	40	29	7	41	1	1	34	487
06:30	104	159	174	7	13	52	47	4	38	0	3	47	648
06:45	91	134	156	3	9	46	49	11	62	2	0	66	629
07:00	114	155	167	3	14	62	39	8	37	1	0	40	640
07:15	95	142	164	3	14	52	48	15	65	2	2	70	672
07:30	116	162	158	6	22	74	73	19	70	2	9	77	788
07:45	104	146	166	5	26	83	63	28	84	2	1	102	810
08:00	106	152	168	5	43	85	84	18	87	7	3	79	837
08:15	85	140	163	6	27	93	93	22	74	3	2	68	776
08:30	88	118	142	11	25	93	82	45	90	6	12	64	776
08:45	75	134	131	7	31	102	98	27	75	3	2	72	757
09:00	53	103	109	4	22	89	76	35	89	5	8	49	642
09:15	44	110	104	5	20	77	79	34	44	2	7	37	563
09:30	40	91	93	3	14	75	58	32	48	3	4	32	493
09:45	29	80	92	2	13	63	63	25	51	1	3	25	447
10:00	41	75	61	6	13	59	56	30	46	1	4	27	419
10:15	28	74	63	5	9	70	57	17	27	8	8	18	384
10:30	31	58	54	0	14	71	62	21	50	8	13	31	413
10:45	37	67	63	4	14	73	60	22	52	6	4	30	432
11:00	35	50	49	0	15	77	71	19	45	5	2	29	397
11:15	40	60	50	4	19	62	45	19	41	3	1	24	368
11:30	34	71	58	2	19	64	57	29	23	4	4	28	393
11:45	32	59	49	3	24	57	57	30	62	3	3	30	409
12:00	33	60	53	3	20	54	64	13	43	7	8	19	377
12:15	34	65	48	2	30	62	67	20	40	3	5	27	403
12:30	29	50	46	7	18	61	77	22	42	6	7	24	389
12:45	28	63	50	3	17	64	59	28	51	8	6	28	405
13:00	34	66	53	2	14	66	56	26	39	10	9	29	404
13:15	36	75	68	4	19	69	53	28	52	6	6	30	446
13:30	36	68	53	4	33	80	82	26	56	8	6	26	478
13:45	35	75	54	8	39	75	68	33	48	6	10	33	484
14:00	40	54	60	7	36	64	60	26	56	8	7	26	444
14:15	49	70	68	8	29	72	73	23	38	22	19	13	484
14:30	47	69	59	4	33	94	93	38	70	22	17	24	570
14:45	46	71	83	3	52	94	116	42	47	13	7	26	600
15:00	42	58	54	5	47	108	97	43	49	10	12	29	554
15:15	37	64	61	2	42	102	105	53	44	18	11	31	570
15:30	40	69	71	4	55	120	124	62	68	20	17	44	694
15:45	40	66	58	6	79	145	148	60	75	11	4	42	734
16:00	42	69	70	6	96	180	173	62	59	12	16	40	825

TCS 2417 Traffic Counts

16:15	34	58	65	2	82	164	167	85	72	10	6	41	786
16:30	34	53	69	6	117	169	173	81	88	9	8	36	843
16:45	44	71	84	3	112	193	186	60	78	6	8	36	881
17:00	42	65	76	4	106	177	177	79	96	3	5	32	862
17:15	45	70	76	4	144	185	176	91	90	10	8	43	942
17:30	45	91	103	2	126	184	170	81	81	5	10	33	931
17:45	32	72	59	4	107	174	164	83	71	5	5	50	826
18:00	28	53	56	2	90	167	157	57	69	1	3	43	726
18:15	27	53	54	3	75	141	136	64	58	2	2	26	641
18:30	17	56	36	6	46	103	112	50	71	5	5	24	531
18:45	18	53	47	0	34	93	103	40	49	6	5	31	479
19:00	20	43	37	2	20	74	57	55	58	0	1	31	398
19:15	14	43	25	1	12	58	54	27	45	3	2	23	307
19:30	17	37	28	1	11	43	48	33	36	1	2	31	288
19:45	12	37	24	3	7	36	42	26	55	4	3	17	266
20:00	14	37	22	1	9	35	50	24	33	5	4	13	247
20:15	11	28	15	2	6	36	40	21	37	1	1	24	222
20:30	10	16	22	0	11	32	45	22	28	0	1	17	204
20:45	8	34	21	2	8	34	33	15	43	2	1	16	217
21:00	9	32	25	2	9	25	29	13	27	1	0	15	187
21:15	5	31	24	0	6	36	27	14	31	2	5	15	196
21:30	6	28	19	1	8	30	29	26	26	0	0	19	192
21:45	11	28	25	1	5	31	36	21	29	1	1	10	199
22:00	8	25	18	1	6	30	25	13	23	6	4	13	172
22:15	11	17	21	1	10	34	41	13	20	14	6	12	200
22:30	3	29	16	0	5	39	38	10	32	4	5	12	193
22:45	7	39	15	0	3	19	16	12	16	3	2	7	139
23:00	7	47	11	1	3	26	22	10	9	1	1	5	143
23:15	9	47	12	1	2	21	24	7	16	0	0	6	145
23:30	8	34	10	1	1	19	7	5	7	2	1	8	103
23:45	8	14	8	0	0	11	11	6	9	0	1	3	71
24:00	7	23	4	2	1	11	11	4	8	1	1	5	78

Approach 1 AM peak 3211 07:15 - 08:15 PM peak 3616 16:30 - 17:30 Daily Total 37257

On Wednesday, 09 October 2013

Approach 1	1	2	3	5	6	7	8	10	11	12	13	14	
00:15	3	13	7	3	1	13	9	5	6	2	6	6	74
00:30	3	16	6	1	2	8	8	2	5	1	3	3	58
00:45	2	8	3	0	1	6	3	1	4	2	3	1	34
01:00	4	12	4	0	0	11	7	1	2	2	3	1	47
01:15	2	10	7	3	1	7	4	2	2	2	2	1	43
01:30	0	10	2	1	1	5	6	1	2	7	6	2	43
01:45	2	8	3	1	0	7	5	1	3	1	2	0	33
02:00	3	10	2	3	0	6	3	1	3	2	0	4	37
02:15	2	6	3	1	0	8	1	0	5	6	8	3	43
02:30	1	9	2	4	4	6	4	2	4	4	2	2	44
02:45	5	6	3	3	4	11	5	2	8	7	4	0	58
03:00	6	8	5	4	10	3	3	1	2	1	3	1	47
03:15	3	13	4	5	3	4	5	1	7	2	4	4	55
03:30	3	9	5	3	3	3	3	0	4	2	1	1	37
03:45	7	16	3	4	3	11	4	2	6	0	0	3	59
04:00	6	14	7	4	5	8	3	1	6	3	4	4	65
04:15	5	12	3	5	4	7	10	0	12	2	1	5	66
04:30	10	18	6	13	16	16	7	1	20	0	4	5	116
04:45	16	34	15	8	12	20	16	0	24	4	4	3	156
05:00	21	45	32	10	20	25	15	4	30	7	4	5	218
05:15	31	49	32	8	6	15	11	0	21	4	3	10	190
05:30	52	72	64	4	16	24	15	3	40	3	3	22	318
05:45	78	107	105	7	25	44	26	3	51	2	2	30	480
06:00	92	124	108	5	11	34	29	8	55	5	1	35	507
06:15	96	145	123	6	12	36	40	9	42	0	0	44	553
06:30	104	165	185	6	16	62	46	8	53	4	2	39	690
06:45	100	147	166	7	18	47	37	14	63	2	0	74	675
07:00	106	151	171	3	14	60	51	11	36	2	1	52	658
07:15	117	171	185	6	10	54	50	15	59	6	4	64	741

TCS 2417 Traffic Counts													
07:30	102	155	171	5	23	60	63	14	92	3	4	96	788
07:45	119	186	183	4	21	83	72	18	78	3	4	100	871
08:00	101	145	169	4	34	90	94	26	96	2	0	73	834
08:15	94	143	161	5	30	94	81	28	75	3	1	89	804
08:30	121	151	193	5	21	80	92	30	101	3	4	66	867
08:45	81	126	136	3	28	102	92	43	69	3	1	55	739
09:00	67	134	133	5	22	74	77	47	58	4	4	50	675
09:15	54	117	123	8	24	71	67	41	65	1	2	54	627
09:30	36	109	91	4	13	73	70	25	52	1	2	45	521
09:45	35	91	79	6	20	70	57	24	49	5	7	39	482
10:00	31	68	70	3	16	71	65	26	45	4	2	24	425
10:15	27	71	59	4	15	60	41	16	45	2	5	29	374
10:30	33	67	60	4	18	62	56	19	52	2	2	28	403
10:45	45	66	69	2	12	60	67	25	50	1	2	22	421
11:00	39	53	60	2	17	62	61	19	45	5	11	25	399
11:15	33	60	56	4	21	78	68	19	31	5	1	29	405
11:30	38	58	60	7	14	47	48	36	47	2	4	28	389
11:45	39	55	51	8	16	72	53	12	38	8	4	24	380
12:00	31	49	54	6	33	74	69	15	37	6	7	30	411
12:15	41	54	38	6	22	72	72	20	44	10	7	29	415
12:30	33	68	65	2	19	73	78	26	43	7	7	23	444
12:45	32	62	49	3	25	70	50	27	52	2	3	20	395
13:00	42	86	71	3	16	67	51	20	42	9	10	20	437
13:15	35	67	58	3	24	65	69	35	57	10	4	31	458
13:30	46	78	58	6	27	64	71	32	50	12	8	33	485
13:45	41	57	62	6	35	73	75	28	58	13	9	33	490
14:00	43	57	59	4	31	57	73	27	59	12	11	27	460
14:15	34	62	51	5	42	71	87	26	40	15	9	19	461
14:30	40	80	76	5	37	87	94	30	64	22	20	26	581
14:45	49	79	71	4	58	112	111	44	52	9	8	23	620
15:00	44	84	76	5	51	110	108	51	53	8	10	33	633
15:15	42	80	70	4	52	105	106	57	50	31	18	38	653
15:30	41	70	63	9	74	116	134	65	88	17	17	45	739
15:45	42	64	67	6	66	139	151	48	77	8	9	34	711
16:00	40	72	64	3	74	115	146	56	97	4	7	36	714
16:15	29	73	60	5	90	153	171	46	72	11	6	36	752
16:30	39	70	70	5	76	135	139	64	95	9	13	37	752
16:45	32	71	77	4	97	153	162	70	80	4	5	36	791
17:00	40	64	76	3	90	155	147	81	93	4	3	32	788
17:15	44	68	67	5	100	162	148	76	84	11	5	32	802
17:30	50	78	99	2	146	180	173	90	93	5	7	37	960
17:45	33	61	82	3	90	175	165	74	77	5	8	53	826
18:00	33	63	65	2	87	173	144	71	73	1	0	32	744
18:15	15	51	44	1	57	150	132	64	59	2	8	36	619
18:30	29	58	55	7	47	115	121	47	61	5	2	23	570
18:45	16	58	49	2	22	85	78	37	62	1	4	23	437
19:00	17	45	37	2	27	84	73	38	66	2	5	33	429
19:15	16	40	36	3	23	67	67	50	43	2	1	27	375
19:30	25	46	42	1	19	54	51	39	54	1	3	33	368
19:45	12	33	28	3	19	57	49	30	56	8	8	20	323
20:00	17	24	24	2	8	38	56	27	34	1	7	26	264
20:15	15	31	24	1	8	41	37	23	36	2	5	6	229
20:30	9	29	14	2	8	49	44	33	38	4	1	22	253
20:45	12	29	21	2	14	35	33	13	42	2	2	17	222
21:00	15	38	30	1	5	30	35	28	42	4	7	19	254
21:15	7	30	23	1	5	34	38	20	23	2	1	17	201
21:30	16	39	28	1	3	35	29	23	33	1	4	14	226
21:45	13	34	34	1	9	37	38	17	30	2	3	15	233
22:00	10	25	17	0	5	31	39	17	22	0	3	15	184
22:15	12	27	19	2	6	31	34	23	30	1	5	21	211
22:30	10	24	16	1	6	35	32	16	24	1	1	11	177
22:45	9	21	14	0	4	35	33	15	15	3	2	15	166
23:00	7	18	11	1	4	25	26	6	14	3	4	7	126
23:15	4	20	13	1	0	24	17	9	15	2	2	9	116
23:30	7	20	6	1	4	14	18	16	8	3	2	4	103
23:45	3	10	8	0	1	19	16	7	7	12	13	1	97
24:00	7	18	11	1	1	9	6	5	3	2	1	4	68

TCS 2417 Traffic Counts

Approach 1 AM peak 3376 07:30 - 08:30 PM peak 3376 16:45 - 17:45 Daily
 Total 38322

On Thursday, 10 October 2013
 Approach 1

	1	2	3	5	6	7	8	10	11	12	13	14	
00:15	3	11	6	1	3	20	14	6	12	2	2	4	84
00:30	3	18	7	1	1	7	6	3	7	1	0	3	57
00:45	2	6	4	2	1	6	7	3	6	6	10	1	54
01:00	0	7	7	0	0	5	8	2	5	0	2	5	41
01:15	2	10	4	3	0	11	6	2	1	1	1	2	43
01:30	4	5	3	0	0	9	4	2	4	3	1	0	35
01:45	3	18	2	5	0	6	3	3	3	6	4	1	54
02:00	4	7	0	4	1	5	4	0	4	0	0	2	31
02:15	6	10	2	0	0	8	4	0	6	8	10	0	54
02:30	2	9	4	1	0	6	4	1	2	7	11	0	47
02:45	3	12	2	6	4	9	4	6	11	4	6	3	70
03:00	6	12	6	5	6	3	3	2	2	1	1	1	48
03:15	8	14	1	7	6	5	4	3	9	3	1	2	63
03:30	2	17	0	2	4	13	7	3	3	0	1	0	52
03:45	4	15	8	3	3	10	2	0	4	0	1	3	53
04:00	2	9	7	5	5	9	3	1	7	0	1	4	53
04:15	9	18	3	6	3	15	12	3	12	2	6	4	93
04:30	12	21	4	12	14	14	8	1	23	2	3	8	122
04:45	22	25	13	11	14	18	15	3	24	1	2	6	154
05:00	25	40	27	8	13	17	15	5	23	3	3	3	182
05:15	25	48	32	6	12	15	7	1	28	10	4	11	199
05:30	55	80	75	3	11	28	23	1	32	1	2	27	338
05:45	72	104	97	8	20	37	30	8	57	5	2	48	488
06:00	106	113	141	6	20	35	33	8	45	3	0	35	545
06:15	82	118	128	3	14	39	35	8	48	2	1	23	501
06:30	132	177	210	5	9	61	47	7	46	2	0	55	751
06:45	119	159	182	6	11	48	48	14	63	2	1	68	721
07:00	99	133	163	5	14	55	44	18	54	1	1	50	637
07:15	101	172	181	4	12	67	47	8	47	1	2	71	713
07:30	87	139	146	3	16	78	80	17	80	0	7	81	734
07:45	134	180	171	3	26	102	72	18	89	1	0	86	882
08:00	108	143	157	2	33	87	90	28	91	5	0	74	818
08:15	96	139	173	5	18	83	78	27	74	2	3	80	778
08:30	79	140	150	4	35	91	83	28	82	4	4	67	767
08:45	68	131	132	3	34	110	107	43	86	2	5	59	780
09:00	72	140	131	6	32	93	93	47	89	1	2	71	777
09:15	47	99	113	9	21	70	75	34	65	6	8	53	600
09:30	45	97	91	4	11	67	81	19	46	1	5	44	511
09:45	37	72	72	5	12	66	67	29	57	5	6	36	464
10:00	31	66	59	4	5	65	67	19	37	6	3	17	379
10:15	33	72	57	4	7	63	59	24	50	2	2	26	399
10:30	33	70	54	3	17	59	60	29	35	5	4	22	391
10:45	37	73	58	1	13	64	65	22	37	4	16	30	420
11:00	29	51	46	2	16	63	57	30	37	5	2	23	361
11:15	31	68	49	3	17	68	64	24	34	3	3	25	389
11:30	20	55	37	1	11	67	76	24	36	5	5	26	363
11:45	31	66	43	6	15	51	59	25	33	3	6	34	372
12:00	37	55	49	3	15	67	62	23	36	5	4	28	384
12:15	35	53	54	8	12	61	69	16	57	6	3	29	403
12:30	34	56	47	6	6	44	122	29	33	5	5	24	411
12:45	38	75	51	7	3	6	153	29	48	7	6	22	445
13:00	37	63	62	5	3	4	146	27	55	13	5	18	438
13:15	37	66	57	4	4	7	148	21	57	4	4	24	433
13:30	29	51	55	6	3	12	170	42	51	11	13	19	462
13:45	33	62	64	4	7	20	166	31	48	12	7	35	489
14:00	43	71	73	7	10	29	129	25	52	19	9	18	485
14:15	41	68	54	10	23	76	79	36	57	20	15	28	507
14:30	50	65	70	8	36	86	110	40	63	31	20	44	623
14:45	48	63	66	3	64	95	109	46	68	14	10	31	617
15:00	40	68	67	5	49	94	101	38	47	3	8	32	552
15:15	45	57	65	3	61	102	104	50	53	19	15	34	608
15:30	42	65	78	4	73	133	135	55	67	16	14	38	720

TCS 2417 Traffic Counts

15:45	30	62	66	4	78	148	144	66	71	2	5	33	709
16:00	36	52	71	6	84	126	148	56	100	6	7	44	736
16:15	38	77	68	5	79	150	147	79	59	12	6	31	751
16:30	33	63	72	5	99	162	146	65	98	8	3	48	802
16:45	63	84	77	4	86	151	150	54	76	13	8	45	811
17:00	30	65	57	2	91	155	147	70	72	6	2	38	735
17:15	30	70	70	5	108	161	143	66	90	5	13	34	795
17:30	43	92	92	2	165	215	182	107	99	12	6	41	1056
17:45	22	53	59	0	146	203	172	88	75	2	1	30	851
18:00	36	69	59	1	128	203	190	85	67	1	2	36	877
18:15	21	57	63	2	87	143	138	82	68	4	3	29	697
18:30	27	54	62	6	45	137	127	69	62	3	1	19	612
18:45	26	53	44	1	34	104	95	53	56	2	3	29	500
19:00	16	41	38	1	27	81	82	48	55	4	2	36	431
19:15	19	40	39	5	21	68	68	34	52	15	6	39	406
19:30	21	41	31	2	17	49	56	31	53	11	9	35	356
19:45	11	30	29	2	13	47	52	22	38	5	7	24	280
20:00	10	36	26	1	15	43	51	34	27	0	4	20	267
20:15	16	32	27	3	13	40	47	27	35	1	1	22	264
20:30	16	32	27	2	14	38	45	25	41	3	2	19	264
20:45	11	27	27	0	6	36	31	28	37	3	7	21	234
21:00	13	38	30	0	16	48	39	19	44	2	4	14	267
21:15	8	32	25	2	10	40	51	29	22	1	0	21	241
21:30	9	29	30	1	11	49	46	23	29	3	4	28	262
21:45	17	38	30	1	13	48	44	22	34	1	4	25	277
22:00	10	29	17	1	9	38	31	24	24	1	0	9	193
22:15	11	26	22	2	6	35	34	23	23	4	4	13	203
22:30	6	34	18	1	10	32	33	12	32	4	5	14	201
22:45	8	21	17	0	7	32	30	12	14	1	0	6	148
23:00	6	21	14	0	2	31	28	9	14	4	5	5	139
23:15	11	29	11	1	1	24	21	7	26	1	1	4	137
23:30	5	23	10	2	0	19	21	4	16	2	0	9	111
23:45	7	13	9	0	0	9	14	8	9	2	2	4	77
24:00	7	15	9	2	1	14	7	5	8	1	0	4	73

Approach 1 AM peak 3245 07:30 - 08:30 PM peak 3579 17:00 - 18:00 Daily
 Total 38808

On Friday, 11 October 2013

Approach 1	1	2	3	5	6	7	8	10	11	12	13	14	
00:15	2	13	8	0	3	15	12	4	9	0	0	4	70
00:30	4	16	5	1	0	9	7	5	9	2	1	2	61
00:45	4	9	3	1	1	11	6	4	6	1	1	2	49
01:00	2	9	7	0	1	10	5	5	4	1	2	2	48
01:15	3	10	2	2	1	11	4	4	4	2	2	0	45
01:30	1	14	3	0	0	8	5	2	2	1	1	2	39
01:45	0	8	2	1	2	9	3	2	3	6	7	3	46
02:00	3	4	5	1	0	6	6	3	4	0	2	1	35
02:15	0	11	5	1	1	9	2	3	5	7	6	3	53
02:30	1	10	0	3	3	7	2	1	6	2	0	1	36
02:45	1	18	1	3	4	7	5	2	7	2	2	0	52
03:00	5	10	5	3	6	10	4	0	3	4	4	2	56
03:15	3	10	5	5	10	4	4	2	7	1	4	2	57
03:30	3	8	3	4	4	8	4	1	1	1	0	3	40
03:45	5	17	5	4	3	9	1	2	8	0	1	2	57
04:00	4	13	5	2	7	8	6	1	10	3	2	2	63
04:15	7	17	4	4	5	12	7	1	12	1	3	3	76
04:30	12	12	5	17	10	10	10	0	19	5	3	2	105
04:45	14	32	18	9	13	18	16	2	25	4	12	7	170
05:00	24	40	21	11	20	19	11	4	31	6	3	5	195
05:15	22	52	35	4	6	11	12	1	21	2	0	16	182
05:30	48	66	58	3	15	32	20	3	35	0	3	25	308
05:45	82	103	111	7	24	38	28	5	59	5	3	40	505
06:00	83	101	130	9	23	42	45	6	43	5	4	31	522
06:15	78	132	137	2	5	35	36	9	47	0	4	34	519
06:30	114	159	160	3	14	66	47	13	43	2	1	48	670
06:45	92	138	175	5	19	57	49	18	68	2	3	62	688

	TCS 2417 Traffic Counts												
07:00	104	168	151	6	25	63	44	8	59	1	3	54	686
07:15	112	153	167	2	19	57	50	17	53	3	4	75	712
07:30	111	153	160	5	16	73	67	20	68	2	2	66	743
07:45	102	142	162	3	25	87	72	26	102	2	1	102	826
08:00	110	132	142	4	27	93	83	23	91	4	1	91	801
08:15	108	157	180	2	24	89	71	19	67	6	1	63	787
08:30	87	126	141	1	29	119	92	32	105	3	2	69	806
08:45	69	121	124	4	22	86	91	34	64	3	1	58	677
09:00	75	128	114	5	28	92	80	41	84	5	0	43	695
09:15	57	99	100	6	23	103	83	38	45	4	10	32	600
09:30	45	87	75	7	14	76	75	29	62	3	4	28	505
09:45	44	85	76	4	12	57	51	27	55	6	10	35	462
10:00	23	72	58	3	20	78	54	23	41	3	3	24	402
10:15	34	68	58	2	18	59	55	25	47	5	5	27	403
10:30	30	69	61	2	16	71	61	11	47	4	3	34	409
10:45	32	71	54	4	17	74	71	23	47	6	4	22	425
11:00	39	62	55	2	24	72	75	23	53	4	1	34	444
11:15	35	62	47	4	21	59	50	26	46	6	8	24	388
11:30	41	67	56	5	18	59	65	26	43	3	3	33	419
11:45	32	50	49	0	26	79	62	34	54	4	3	31	424
12:00	26	61	60	6	15	63	69	28	48	7	8	19	410
12:15	44	61	57	4	24	71	78	33	38	3	5	32	450
12:30	37	64	48	5	29	80	67	28	59	3	3	32	455
12:45	52	62	56	8	34	92	81	37	49	5	6	26	508
13:00	45	68	59	5	38	73	69	32	48	14	8	21	480
13:15	39	72	69	5	39	89	83	26	52	9	6	25	514
13:30	39	69	65	3	32	90	88	34	57	10	11	25	523
13:45	49	79	73	5	34	67	89	32	61	9	10	31	539
14:00	24	76	56	1	39	79	87	35	47	8	3	26	481
14:15	51	69	56	2	50	88	98	32	48	20	18	30	562
14:30	59	75	77	5	58	91	107	37	67	29	16	38	659
14:45	58	64	74	3	46	109	99	47	54	19	12	26	611
15:00	53	73	76	1	55	96	98	47	64	10	10	38	621
15:15	45	73	72	10	49	114	112	47	54	14	13	31	634
15:30	46	69	82	9	59	105	106	57	77	22	16	35	683
15:45	42	76	80	5	86	131	134	55	95	11	13	50	778
16:00	44	71	69	2	75	136	139	75	83	4	7	39	744
16:15	34	59	57	3	72	160	151	58	71	9	5	33	712
16:30	41	61	79	3	91	154	143	54	95	6	8	38	773
16:45	52	90	80	3	83	149	142	60	57	7	8	41	772
17:00	44	63	71	1	86	146	138	77	116	4	2	42	790
17:15	42	76	72	6	101	183	175	87	76	8	4	32	862
17:30	47	71	83	1	114	170	165	75	103	5	3	43	880
17:45	36	68	83	3	98	175	152	63	60	5	2	38	783
18:00	43	68	74	2	64	136	148	63	77	1	4	63	743
18:15	30	63	75	1	63	120	117	47	71	2	3	28	620
18:30	23	51	44	4	39	114	113	40	51	3	3	30	515
18:45	24	60	45	0	27	90	81	34	48	1	2	27	439
19:00	20	55	47	1	23	73	82	36	55	0	0	33	425
19:15	28	51	48	3	23	60	54	38	54	3	0	26	388
19:30	24	55	40	0	18	62	54	33	50	5	2	33	376
19:45	23	41	33	0	11	48	56	24	44	2	6	16	304
20:00	16	36	31	0	7	48	47	29	49	1	2	19	285
20:15	14	45	33	1	8	35	48	15	35	3	2	14	253
20:30	7	37	32	1	8	45	43	27	33	1	1	20	255
20:45	18	38	18	1	14	49	39	31	29	1	0	16	254
21:00	10	43	21	0	7	37	46	21	40	4	1	18	248
21:15	8	31	19	0	5	46	41	18	20	3	1	16	208
21:30	11	30	32	0	9	32	35	22	29	0	0	14	214
21:45	10	30	23	0	7	40	40	20	34	1	0	26	231
22:00	9	35	27	2	10	34	43	21	24	0	1	20	226
22:15	12	34	24	0	4	35	55	21	35	3	1	13	237
22:30	12	29	23	1	11	42	47	18	27	14	8	12	244
22:45	6	32	21	0	5	37	40	18	29	1	3	15	207
23:00	4	19	18	1	5	42	40	22	16	0	2	11	180
23:15	9	32	15	0	6	37	36	14	34	0	0	12	195
23:30	9	24	18	0	7	31	32	17	14	1	0	12	165
23:45	3	18	14	0	5	25	20	10	17	0	2	10	124

TCS 2417 Traffic Counts

24:00 2 20 15 0 5 16 19 10 22 1 0 4 114

Approach 1 AM peak 3220 07:30 - 08:30 PM peak 3315 16:45 - 17:45 Daily
 Total 39035

On Saturday, 12 October 2013

Approach 1	1	2	3	5	6	7	8	10	11	12	13	14	
00:15	4	19	11	0	2	12	16	14	9	2	0	12	101
00:30	4	18	13	0	3	18	16	3	11	1	0	9	96
00:45	2	15	11	1	0	12	13	2	12	3	1	4	76
01:00	2	18	10	0	5	14	15	5	5	1	0	2	77
01:15	3	8	10	1	0	21	12	5	7	1	1	5	74
01:30	5	10	7	0	0	8	12	2	8	1	0	2	55
01:45	0	4	3	0	0	7	9	4	3	0	1	1	32
02:00	1	9	5	4	1	12	8	1	2	1	0	0	44
02:15	2	25	4	0	1	9	1	4	6	4	3	5	64
02:30	0	29	1	0	1	5	10	3	7	4	5	2	67
02:45	1	25	2	0	2	8	7	7	7	4	5	0	68
03:00	1	18	1	0	0	8	4	2	2	0	5	2	43
03:15	4	8	2	2	0	7	3	2	5	0	2	2	37
03:30	2	9	3	0	1	3	3	1	3	0	1	0	26
03:45	0	7	1	2	0	8	8	3	2	0	1	3	35
04:00	0	7	1	1	3	8	5	1	7	0	1	1	35
04:15	3	13	2	0	1	9	4	1	3	2	3	5	46
04:30	5	14	2	3	1	11	3	1	6	0	0	1	47
04:45	8	19	11	0	2	11	6	3	6	1	0	2	69
05:00	10	18	8	3	3	13	9	1	10	0	0	2	77
05:15	2	18	12	0	1	11	5	3	9	1	1	3	66
05:30	11	32	9	3	2	13	7	6	21	2	1	6	113
05:45	20	44	27	0	2	24	13	3	20	0	1	15	169
06:00	17	32	21	5	4	27	11	2	19	1	1	14	154
06:15	14	36	21	0	2	23	21	7	20	1	0	7	152
06:30	15	44	30	0	6	26	21	6	33	0	0	11	192
06:45	23	36	39	4	12	43	22	7	19	0	1	14	220
07:00	16	35	29	1	13	30	15	4	24	1	0	20	188
07:15	15	31	25	1	6	28	19	13	24	0	0	13	175
07:30	18	47	23	3	7	34	27	14	32	1	2	20	228
07:45	20	44	28	1	13	38	25	8	40	0	1	19	237
08:00	25	52	33	0	10	37	27	13	40	0	1	18	256
08:15	21	44	32	1	8	50	42	9	32	0	1	17	257
08:30	14	44	34	0	9	41	35	17	38	0	1	21	254
08:45	24	54	38	3	13	49	38	19	36	2	2	21	299
09:00	25	47	39	1	18	58	50	36	51	1	1	36	363
09:15	27	46	45	3	23	48	44	18	48	3	1	29	335
09:30	23	61	43	6	20	56	43	22	42	2	6	12	336
09:45	22	56	40	2	16	58	49	24	57	4	3	37	368
10:00	29	55	39	3	17	64	59	24	45	2	2	39	378
10:15	19	56	34	3	18	58	62	24	46	2	2	34	358
10:30	31	65	48	4	20	73	56	30	41	4	5	38	415
10:45	32	64	41	3	23	65	62	33	60	3	3	29	418
11:00	26	55	48	4	24	61	62	29	67	6	3	37	422
11:15	35	54	53	1	20	80	70	34	55	6	7	28	443
11:30	29	65	51	2	27	81	79	28	67	7	4	23	463
11:45	30	59	42	3	21	68	64	36	58	3	4	28	416
12:00	34	60	44	3	14	61	62	21	60	6	8	44	417
12:15	40	70	72	2	24	68	55	34	48	1	2	29	445
12:30	27	59	61	2	25	74	82	39	71	6	2	24	472
12:45	45	68	61	3	24	59	71	28	52	5	6	39	461
13:00	33	68	59	0	14	65	50	43	42	4	2	28	408
13:15	25	65	49	2	23	61	65	33	52	5	1	37	418
13:30	26	57	40	1	20	65	71	29	58	1	3	38	409
13:45	35	73	59	1	22	61	73	34	54	0	2	28	442
14:00	21	56	55	3	8	47	58	32	57	6	5	37	385
14:15	36	62	64	3	28	52	70	34	48	1	3	44	445
14:30	26	54	54	1	20	59	77	34	62	6	1	37	431
14:45	34	60	45	2	18	52	41	32	57	2	4	27	374
15:00	26	54	42	1	26	58	67	42	35	3	3	28	385

TCS 2417 Traffic Counts													
15:15	19	54	34	1	11	63	55	47	62	1	4	37	388
15:30	36	56	54	1	27	69	72	29	51	0	1	33	429
15:45	27	65	55	2	27	71	64	39	61	0	2	37	450
16:00	33	76	65	2	13	70	63	38	47	3	0	28	438
16:15	22	53	47	0	32	79	65	34	44	2	2	41	421
16:30	30	78	63	0	21	55	80	26	58	3	1	32	447
16:45	25	56	60	0	15	65	68	31	52	1	3	34	410
17:00	28	61	64	2	25	59	57	44	50	2	0	30	422
17:15	17	48	35	1	19	68	55	42	48	0	1	27	361
17:30	24	63	64	2	17	56	71	24	54	0	1	40	416
17:45	28	43	57	4	15	52	74	32	51	4	0	36	396
18:00	16	49	36	0	9	58	55	34	36	0	1	36	330
18:15	17	49	44	0	8	56	59	34	45	0	0	31	343
18:30	17	51	43	1	10	52	63	30	55	2	2	29	355
18:45	14	42	47	1	9	53	65	23	38	1	2	26	321
19:00	20	40	35	0	7	53	54	23	39	0	0	27	298
19:15	24	38	39	0	12	53	55	23	56	0	0	23	323
19:30	18	35	26	0	8	50	45	34	45	0	1	25	287
19:45	9	37	30	0	6	43	37	27	51	3	0	19	262
20:00	18	36	33	0	10	30	24	29	38	1	2	20	241
20:15	14	42	27	0	1	33	37	15	31	1	1	22	224
20:30	13	41	27	0	5	32	39	24	48	1	1	17	248
20:45	9	30	24	0	10	33	35	16	30	0	0	14	201
21:00	13	36	31	1	9	31	27	18	37	0	1	28	232
21:15	9	29	22	1	4	36	38	22	29	1	0	19	210
21:30	8	29	23	0	5	24	46	26	32	0	0	19	212
21:45	11	33	23	0	6	33	31	21	24	0	0	21	203
22:00	11	34	29	0	4	38	34	20	32	0	0	11	213
22:15	9	26	23	0	5	35	45	20	38	0	0	16	217
22:30	13	35	28	0	6	31	40	21	32	1	0	19	226
22:45	11	26	23	0	7	34	46	14	23	1	0	15	200
23:00	6	27	27	0	6	32	33	19	24	0	0	13	187
23:15	7	31	20	0	0	30	30	18	21	0	0	15	172
23:30	16	27	23	0	1	26	21	15	31	0	0	15	175
23:45	3	25	14	1	1	26	35	14	20	1	0	10	150
24:00	3	22	16	0	5	25	21	11	22	0	0	16	141

Approach 1 AM peak 1746 10:30 - 11:30 PM peak 1786 12:00 - 13:00 Daily
Total 24885

On Sunday, 13 October 2013

Approach 1	1	2	3	5	6	7	8	10	11	12	13	14	
00:15	2	16	12	0	4	32	10	14	15	1	0	14	120
00:30	5	22	16	1	6	22	14	6	21	0	0	7	120
00:45	2	12	11	0	2	23	18	5	10	0	0	8	91
01:00	2	15	6	0	2	18	12	13	7	0	0	5	80
01:15	3	9	8	0	1	12	13	9	9	1	1	7	73
01:30	2	12	13	0	0	13	9	10	6	0	0	5	70
01:45	1	12	5	0	1	10	10	5	6	0	0	6	56
02:00	1	6	4	0	0	11	8	11	4	1	0	2	48
02:15	0	4	2	0	0	6	4	5	15	0	1	6	43
02:30	1	7	5	0	2	7	8	4	3	0	0	2	39
02:45	2	9	2	0	1	8	7	8	8	0	0	1	46
03:00	1	11	3	0	1	7	4	2	3	0	0	3	35
03:15	2	8	5	0	0	7	8	3	3	0	0	2	38
03:30	0	3	3	0	0	12	4	4	2	0	0	2	30
03:45	1	7	6	0	0	7	4	1	4	0	0	3	33
04:00	1	8	4	0	1	6	3	2	3	0	0	3	31
04:15	0	7	4	0	0	6	6	2	4	0	0	5	34
04:30	0	5	2	0	0	6	2	3	2	0	0	2	22
04:45	1	10	7	0	1	13	5	0	9	0	0	2	48
05:00	3	14	3	0	0	7	5	4	6	0	0	4	46
05:15	1	11	3	0	0	6	9	3	2	0	0	3	38
05:30	1	13	4	0	0	12	4	2	10	0	0	2	48
05:45	6	25	8	1	1	14	4	4	9	0	0	6	78
06:00	9	22	9	1	1	14	6	4	11	0	0	5	82
06:15	5	27	6	1	2	13	11	4	14	0	1	11	95

	TCS 2417 Traffic Counts												
06:30	6	27	8	1	10	13	9	1	17	1	1	4	98
06:45	5	22	10	0	3	19	8	1	13	0	0	9	90
07:00	7	19	10	1	3	12	13	0	17	0	1	7	90
07:15	5	12	8	0	1	15	18	7	18	0	0	8	92
07:30	3	24	9	1	5	18	18	2	14	0	1	8	103
07:45	6	13	10	0	5	24	17	11	25	0	0	11	122
08:00	6	24	14	1	4	35	24	9	21	1	0	8	147
08:15	5	20	8	1	8	21	17	2	15	2	1	13	113
08:30	6	22	14	1	15	38	29	11	38	2	1	10	187
08:45	12	26	18	1	8	42	36	11	32	0	0	8	194
09:00	18	32	28	0	11	31	34	11	42	0	1	16	224
09:15	13	38	30	2	9	34	25	16	51	1	0	20	239
09:30	17	34	29	1	10	42	40	16	37	2	0	19	247
09:45	25	52	30	0	6	41	32	16	72	4	1	20	299
10:00	31	55	42	2	14	55	39	31	47	2	2	20	340
10:15	23	53	36	1	12	28	34	18	50	2	2	18	277
10:30	29	60	43	2	17	47	42	15	48	2	1	25	331
10:45	17	55	33	0	12	52	57	13	50	0	1	34	324
11:00	16	48	37	1	11	49	45	22	56	4	2	24	315
11:15	17	59	46	1	14	44	39	18	49	3	3	26	319
11:30	22	62	49	2	15	40	41	30	61	4	4	22	352
11:45	23	51	40	0	12	53	54	29	51	1	2	23	339
12:00	19	55	50	1	20	49	47	29	54	3	3	25	355
12:15	31	49	41	1	17	49	46	28	52	2	1	27	344
12:30	21	59	45	3	16	49	45	31	63	2	1	28	363
12:45	29	69	63	1	8	47	46	31	41	0	1	22	358
13:00	26	56	48	1	10	55	60	25	48	1	1	28	359
13:15	31	59	43	2	14	48	45	14	53	2	0	35	346
13:30	24	42	32	0	12	50	57	23	45	0	0	25	310
13:45	26	54	37	0	10	43	44	20	52	1	0	24	311
14:00	30	49	41	2	10	39	48	30	25	0	1	29	304
14:15	26	52	42	2	11	52	55	29	34	1	1	30	335
14:30	19	40	33	1	16	56	41	31	40	1	0	21	299
14:45	24	50	34	0	16	53	57	29	40	0	0	32	335
15:00	17	54	37	2	7	60	51	30	44	0	1	20	323
15:15	22	57	44	0	8	49	46	25	41	0	1	26	319
15:30	24	39	33	2	14	51	63	30	50	2	2	26	336
15:45	15	50	46	1	10	40	42	27	25	1	0	22	279
16:00	16	41	34	0	17	48	52	24	51	1	0	33	317
16:15	6	51	27	1	10	34	40	32	21	0	1	30	253
16:30	13	50	29	0	11	39	45	16	34	0	0	18	255
16:45	19	38	32	0	10	47	47	24	40	0	0	20	277
17:00	14	37	39	1	8	46	39	27	37	1	1	36	286
17:15	20	40	32	1	12	48	47	29	50	1	1	30	311
17:30	13	37	40	3	5	41	41	20	43	1	2	31	277
17:45	16	50	34	1	13	37	55	18	37	1	1	35	298
18:00	13	39	31	3	14	41	47	27	46	4	0	20	285
18:15	17	39	36	1	11	40	38	21	46	4	3	18	274
18:30	22	47	33	4	11	39	56	24	36	2	2	21	297
18:45	17	51	44	1	16	39	37	15	47	1	0	20	288
19:00	18	48	36	4	12	33	26	32	33	0	2	22	266
19:15	15	29	29	6	7	33	44	15	41	1	0	17	237
19:30	13	27	28	2	8	36	38	25	44	3	2	16	242
19:45	11	32	24	1	8	38	33	20	36	2	1	20	226
20:00	11	32	28	2	10	34	36	21	38	4	1	15	232
20:15	11	26	22	3	5	32	32	16	35	1	4	13	200
20:30	16	37	22	2	6	36	36	23	36	3	2	23	242
20:45	9	22	20	0	6	35	33	23	26	3	2	15	194
21:00	7	28	24	1	4	42	37	18	32	3	2	12	210
21:15	7	25	23	2	8	26	26	16	35	0	0	15	183
21:30	8	27	19	0	3	29	32	14	22	1	0	18	173
21:45	8	23	19	2	3	30	33	17	29	0	3	9	176
22:00	9	22	18	0	4	32	26	12	21	0	1	11	156
22:15	3	23	12	1	2	25	21	8	25	0	0	10	130
22:30	6	25	16	1	4	22	17	15	17	2	5	5	135
22:45	8	25	14	1	2	17	25	8	6	0	2	13	121
23:00	5	21	15	1	4	25	17	11	13	2	5	7	126
23:15	4	23	8	2	0	13	19	12	8	2	1	4	96

TCS 2417 Traffic Counts

23:30	5	13	8	1	2	12	16	5	11	2	0	4	79
23:45	8	13	2	1	1	8	11	10	2	2	2	7	67
24:00	2	14	4	0	0	8	12	3	5	2	2	4	56

Approach 1 AM peak 1365 11:00 - 12:00 PM peak 1426 12:15 - 13:15 Daily Total 18527

On Monday, 14 October 2013

Approach 1	1	2	3	5	6	7	8	10	11	12	13	14	
00:15	3	12	3	4	1	11	10	5	4	2	1	5	61
00:30	0	10	1	0	1	10	14	6	1	6	6	0	55
00:45	1	6	1	1	1	10	4	2	3	3	5	2	39
01:00	0	7	4	2	1	12	2	1	3	2	2	3	39
01:15	2	6	1	1	1	10	1	1	0	1	3	2	29
01:30	1	7	3	0	0	7	3	0	3	2	0	2	28
01:45	1	5	0	1	1	3	4	2	3	3	2	1	26
02:00	3	9	2	3	1	5	4	0	3	0	0	1	31
02:15	1	9	5	3	2	9	1	1	3	5	6	1	46
02:30	1	9	1	2	0	2	2	2	5	2	1	0	27
02:45	2	4	5	3	4	6	2	1	5	7	2	4	45
03:00	3	11	1	3	8	3	5	2	3	2	2	1	44
03:15	7	12	5	6	7	4	6	2	4	2	2	1	58
03:30	2	16	0	4	4	6	3	0	5	0	1	2	43
03:45	7	19	5	2	5	10	3	0	9	4	2	3	69
04:00	8	17	9	3	2	6	2	2	8	6	2	4	69
04:15	9	17	6	4	4	14	4	0	16	0	0	3	77
04:30	6	22	7	13	13	12	3	0	19	1	5	3	104
04:45	19	28	22	6	17	20	13	3	29	7	5	5	174
05:00	21	32	25	8	13	22	9	2	18	2	1	2	155
05:15	28	57	28	6	6	20	10	0	24	5	1	13	198
05:30	49	77	68	7	11	23	15	3	31	5	2	16	307
05:45	59	101	97	5	22	37	28	3	50	2	2	48	454
06:00	72	115	119	7	19	37	29	3	44	3	3	32	483
06:15	81	125	132	1	6	37	35	6	49	2	1	35	510
06:30	104	157	161	4	11	52	39	8	31	3	3	45	618
06:45	104	149	155	8	12	58	52	8	71	6	4	63	690
07:00	103	137	168	1	10	64	51	17	57	2	1	60	671
07:15	97	146	197	6	16	53	48	11	59	6	8	70	717
07:30	105	159	174	4	14	71	55	17	71	1	0	70	741
07:45	109	151	155	4	31	76	67	16	83	2	2	89	785
08:00	114	154	163	2	35	85	78	14	81	5	1	79	811
08:15	78	140	155	4	33	84	76	29	76	1	2	80	758
08:30	101	152	169	7	38	92	103	29	71	5	3	55	825
08:45	62	113	123	8	27	91	93	44	86	2	5	71	725
09:00	65	110	121	5	20	88	64	49	55	2	6	42	627
09:15	46	100	81	2	19	88	73	36	47	4	4	40	540
09:30	28	68	73	6	14	73	62	26	53	1	6	32	442
09:45	34	74	58	3	19	65	59	30	61	0	3	24	430
10:00	38	81	66	5	20	58	59	24	28	6	4	12	401
10:15	35	56	47	3	17	53	56	14	48	7	3	33	372
10:30	27	71	49	2	21	60	49	25	41	3	3	27	378
10:45	22	61	50	4	25	52	43	17	52	4	1	28	359
11:00	36	70	53	3	17	70	47	22	39	7	8	15	387
11:15	31	53	42	4	11	78	55	15	39	4	5	27	364
11:30	39	62	56	1	10	57	62	20	25	2	4	29	367
11:45	30	56	48	4	24	62	54	11	43	6	8	20	366
12:00	30	55	54	4	17	64	55	23	51	8	7	28	396
12:15	38	70	49	6	22	67	71	32	46	7	3	32	443
12:30	37	60	47	5	21	61	62	28	36	6	1	28	392
12:45	28	59	51	4	11	70	59	19	49	5	6	27	388
13:00	35	50	54	7	23	67	63	22	35	13	4	25	398
13:15	28	77	50	3	10	72	73	30	50	7	7	32	439
13:30	35	57	57	4	23	81	68	20	56	10	9	22	442
13:45	40	65	76	5	28	87	80	28	56	12	11	32	520
14:00	39	67	70	5	26	86	77	32	54	11	13	24	504
14:15	50	71	73	6	29	90	88	32	54	19	15	31	558
14:30	37	66	66	6	28	86	98	41	50	26	11	30	545

TCS 2417 Traffic Counts													
14:45	53	71	70	3	42	92	102	36	40	6	4	31	550
15:00	38	59	56	5	45	112	111	46	48	10	9	31	570
15:15	37	61	63	6	55	96	106	55	70	11	13	42	615
15:30	37	71	64	8	52	116	122	72	73	22	11	50	698
15:45	58	77	88	7	72	129	147	52	79	8	4	28	749
16:00	40	59	68	2	60	147	132	56	48	6	1	31	650
16:15	40	67	74	1	70	156	155	59	72	7	7	34	742
16:30	45	75	84	2	114	173	178	56	78	5	11	36	857
16:45	24	62	57	2	90	157	155	54	98	7	5	37	748
17:00	29	71	67	5	90	192	180	73	72	10	10	27	826
17:15	41	72	72	2	85	175	157	83	95	7	4	40	833
17:30	46	76	64	7	105	166	145	79	109	3	6	31	837
17:45	26	65	56	4	87	161	121	68	72	4	4	34	702
18:00	33	36	54	2	84	174	154	75	68	0	0	34	714
18:15	29	53	58	0	48	121	99	52	59	6	4	27	556
18:30	36	52	52	8	51	136	100	52	57	4	4	24	576
18:45	7	53	45	2	27	81	74	36	33	3	5	29	395
19:00	16	40	36	2	16	81	61	33	46	1	1	27	360
19:15	16	41	40	1	21	68	54	15	44	4	0	34	338
19:30	22	33	29	3	12	57	53	31	39	1	1	25	306
19:45	14	35	29	2	11	40	47	24	38	9	3	21	273
20:00	16	39	27	2	12	48	36	25	30	1	3	17	256
20:15	9	37	23	1	4	44	36	18	35	4	9	10	230
20:30	9	37	23	0	11	31	27	19	38	14	6	12	227
20:45	12	29	20	1	11	30	30	14	27	3	1	16	194
21:00	12	32	21	1	3	32	38	14	29	1	4	13	200
21:15	12	26	23	2	8	31	33	11	27	0	0	16	189
21:30	5	21	15	3	3	27	29	28	14	4	4	18	171
21:45	10	30	23	1	4	36	26	13	32	1	4	13	193
22:00	6	21	22	0	3	35	34	14	17	4	10	6	172
22:15	8	24	18	1	5	37	31	23	20	2	3	8	180
22:30	9	25	16	2	2	22	28	17	14	2	5	9	151
22:45	9	21	10	0	1	26	28	10	11	2	3	11	132
23:00	5	15	10	0	1	27	29	8	16	0	0	5	116
23:15	13	20	16	0	2	12	21	6	12	1	1	5	109
23:30	9	26	10	1	1	15	13	2	7	2	1	5	92
23:45	3	16	8	1	2	16	3	4	9	2	5	9	78
24:00	5	48	5	1	0	11	11	1	5	0	3	3	93

Approach 1 AM peak 3179 07:30 - 08:30 PM peak 3264 16:15 - 17:15 Daily Total 36248

TCS 2439 LX Data

SLOT61=2,1,2!INT=2439!VC=5!CS=340!PK=/ZSL=0!
COM=DO,P,8:5,H!BPS=1200!PH=96728998!DD=0!CTYPE=C12V5R82S17!
LS=ON!
IK=!
S#=20!LM=MF!RMN=0!DCL=0!
VOLS=1-24!
AT=8!BT=6!
W1=6!W1T=14!W2=10!W2T=12!
PP1=18,-62B!PP2=61,61B!
PP3=-12,-63B!PP4=-62,-62B!

I=2439!PLAN=1!SF=!XSF=0!
A=OPDB!
B=40#A!

SS=20!LCL=42!HCL=130!SCL=60,0!KCL=0!ZSS=0!
SK=DDNAOVIFBF!
XCL=110!SZ=90,96!SMX=/
FCL=30,40,45,50,60,70,75,80,90,100,110,115,120,125,130,140!
PS1=42^,60!PS2=70,120!PS3=70,120!PS4=70,120!
LP1=0!
LP2=0!
LP3=0!
LP4=0!

TCS 2439 Traffic Counts

Tuesday, 08 October 2013

approach - detector(s)...

Approach	1	2	3	4	5	6	
00:15	1	32	2	32	0	0	67
00:30	1	31	2	32	0	1	67
00:45	0	29	3	26	1	0	59
01:00	0	23	4	50	0	0	77
01:15	0	19	1	41	0	0	61
01:30	0	20	4	36	1	0	61
01:45	0	17	2	26	0	0	45
02:00	0	13	0	17	0	0	30
02:15	0	13	2	15	0	0	30
02:30	0	14	1	19	0	0	34
02:45	0	19	1	23	0	1	44
03:00	0	12	1	14	0	2	29
03:15	0	22	0	10	0	0	32
03:30	0	30	0	6	0	0	36
03:45	0	36	1	12	0	0	49
04:00	1	31	1	12	0	1	46
04:15	0	39	0	22	1	0	62
04:30	0	46	2	31	1	1	81
04:45	0	79	1	36	0	1	117
05:00	1	71	3	45	1	3	124
05:15	1	80	1	46	2	4	134
05:30	1	127	8	92	0	6	234
05:45	2	152	4	139	0	7	304
06:00	0	147	10	142	0	7	306
06:15	2	171	10	153	1	9	346
06:30	4	162	13	165	1	6	351
06:45	3	196	9	208	1	7	424
07:00	6	208	10	244	0	6	474
07:15	2	236	11	247	2	11	509
07:30	6	229	13	272	1	12	533
07:45	10	279	15	269	3	18	594
08:00	1	234	13	289	2	16	555
08:15	7	245	19	298	2	9	580
08:30	1	260	22	283	9	21	596
08:45	94	144	26	258	20	25	567
09:00	28	198	19	276	10	33	564
09:15	14	196	15	226	8	10	469
09:30	23	195	14	212	8	15	467
09:45	12	207	22	241	6	13	501
10:00	24	184	17	228	1	10	464
10:15	11	210	19	203	3	8	454
10:30	13	216	20	179	3	9	440
10:45	11	216	40	193	4	3	467
11:00	9	241	24	208	5	13	500
11:15	9	211	12	202	3	8	445
11:30	15	211	37	199	5	1	468
11:45	5	245	28	192	3	3	476
12:00	29	211	13	224	2	7	486
12:15	9	259	28	226	1	10	533
12:30	6	215	33	216	4	3	477
12:45	33	213	26	236	12	9	529
13:00	12	205	25	232	3	7	484
13:15	12	239	28	230	0	5	514
13:30	8	247	18	241	3	6	523
13:45	18	252	12	237	2	3	524
14:00	7	230	15	279	3	3	537
14:15	27	261	14	259	1	6	568
14:30	44	223	50	258	1	6	582
14:45	24	223	31	250	0	8	536
15:00	53	211	33	248	13	22	580
15:15	11	246	29	255	16	14	571
15:30	9	265	25	213	8	11	531
15:45	10	243	16	245	2	18	534
16:00	9	319	14	219	1	5	567

TCS 2439 Traffic Counts

16:15	35	232	20	228	6	13	534
16:30	43	288	15	256	5	11	618
16:45	50	275	20	252	6	14	617
17:00	33	243	15	256	4	9	560
17:15	29	310	37	269	2	7	654
17:30	65	285	21	283	6	10	670
17:45	25	292	25	267	4	7	620
18:00	17	261	15	268	4	6	571
18:15	13	218	19	269	2	7	528
18:30	30	178	12	246	3	7	476
18:45	15	207	11	221	1	2	457
19:00	15	154	15	199	3	6	392
19:15	4	170	14	160	2	6	356
19:30	10	145	13	162	1	5	336
19:45	8	142	18	137	4	1	310
20:00	4	114	5	140	1	4	268
20:15	6	121	13	117	3	2	262
20:30	6	125	13	117	0	1	262
20:45	11	113	18	106	0	3	251
21:00	2	117	7	99	0	0	225
21:15	9	104	17	108	2	4	244
21:30	5	123	7	115	1	2	253
21:45	6	106	6	93	0	1	212
22:00	3	98	7	107	3	0	218
22:15	6	80	10	72	1	3	172
22:30	1	92	7	90	1	2	193
22:45	1	66	9	75	0	2	153
23:00	0	57	2	64	1	0	124
23:15	2	50	3	44	1	1	101
23:30	1	47	1	25	0	1	75
23:45	0	39	1	27	0	0	67
24:00	0	24	0	17	0	0	41

Approach 1 AM peak 2325 07:30 - 08:30 PM peak 2515 17:00 - 18:00 Daily
 Total 33269

On Wednesday, 09 October 2013

Approach 1	1	2	3	4	5	6	
00:15	0	45	1	21	1	2	70
00:30	0	28	3	15	0	0	46
00:45	0	32	2	15	0	0	49
01:00	0	21	1	11	0	0	33
01:15	1	22	0	10	0	0	33
01:30	0	23	1	7	0	0	31
01:45	0	21	0	11	0	0	32
02:00	1	22	1	15	0	0	39
02:15	0	18	1	11	0	0	30
02:30	0	23	0	8	0	0	31
02:45	0	21	0	9	0	1	31
03:00	0	18	0	9	0	0	27
03:15	0	32	1	6	1	0	40
03:30	0	27	1	7	0	0	35
03:45	0	24	1	7	0	1	33
04:00	0	36	1	19	1	1	58
04:15	0	47	1	18	0	0	66
04:30	0	57	0	30	1	1	89
04:45	2	81	1	60	1	4	149
05:00	1	82	2	48	1	5	139
05:15	1	100	2	63	0	7	173
05:30	1	128	8	92	0	7	236
05:45	1	174	5	161	0	7	348
06:00	8	186	8	173	1	6	382
06:15	3	166	8	161	1	9	348
06:30	7	210	17	220	0	8	462
06:45	2	224	25	234	1	7	493
07:00	3	211	10	245	2	4	475
07:15	12	203	17	243	4	16	495

TCS 2439 Traffic Counts

07:30	10	270	17	270	2	12	581
07:45	15	238	19	264	6	18	560
08:00	35	234	28	303	1	15	616
08:15	11	222	21	253	3	18	528
08:30	2	270	26	263	7	13	581
08:45	54	210	28	305	16	22	635
09:00	37	187	28	258	12	32	554
09:15	12	215	18	254	7	15	521
09:30	42	168	26	223	6	13	478
09:45	3	231	18	228	1	4	485
10:00	14	218	22	203	2	4	463
10:15	15	177	16	209	1	10	428
10:30	23	224	16	224	1	9	497
10:45	7	213	12	234	1	5	472
11:00	14	219	17	221	5	10	486
11:15	18	226	46	196	5	11	502
11:30	11	205	18	192	0	3	429
11:45	7	206	20	224	5	5	467
12:15	3	120	4	139	2	3	271
12:30	10	209	17	209	1	2	448
12:45	10	207	19	221	1	4	462
13:00	34	206	20	246	3	3	512
13:15	6	285	24	217	3	5	540
13:30	20	247	20	229	1	2	519
13:45	24	222	24	261	6	8	545
14:00	9	251	8	231	2	4	505
14:15	7	251	24	245	0	4	531
14:30	10	220	29	213	5	9	486
14:45	39	227	23	244	1	5	539
15:00	39	280	27	247	4	4	601
15:15	48	193	33	231	20	37	562
15:30	14	253	33	242	9	24	575
15:45	39	258	22	248	8	7	582
16:00	8	306	25	232	6	11	588
16:15	52	261	13	268	5	9	608
16:30	19	293	37	241	2	13	605
16:45	31	260	39	271	8	10	619
17:00	34	287	43	225	6	7	602
17:15	44	256	24	250	6	11	591
17:30	39	272	24	285	7	9	636
17:45	68	238	24	293	3	10	636
18:00	10	275	21	247	1	10	564
18:15	5	235	22	235	1	7	505
18:30	20	231	22	238	3	4	518
18:45	7	184	23	222	2	8	446
19:00	17	157	21	219	5	8	427
19:15	11	160	22	186	1	2	382
19:30	13	169	12	200	2	3	399
19:45	14	136	4	163	1	1	319
20:00	18	124	14	152	1	5	314
20:15	4	137	7	136	3	4	291
20:30	6	130	11	161	0	1	309
20:45	8	144	16	103	3	1	275
21:00	11	110	12	119	2	3	257
21:15	3	122	11	135	0	4	275
21:30	5	132	11	108	3	3	262
21:45	5	122	17	126	1	1	272
22:00	10	88	13	113	0	5	229
22:15	2	90	9	105	1	3	210
22:30	6	88	9	101	1	2	207
22:45	4	61	3	83	1	0	152
23:00	3	54	9	70	0	2	138
23:15	1	62	5	31	0	1	100
23:30	2	42	3	34	2	1	84
23:45	1	32	6	24	0	0	63
24:00	1	46	2	21	0	1	71

Approach 1 AM peak 2360 07:45 - 08:45 PM peak 2465 16:45 - 17:45 Daily

TCS 2439 Traffic Counts

Total 33388

On Thursday, 10 October 2013
Approach 1

	1	2	3	4	5	6	
00:15	0	38	0	20	0	0	58
00:30	0	36	1	16	0	0	53
00:45	0	21	3	15	0	0	39
01:00	1	25	1	14	0	0	41
01:15	0	22	3	15	0	0	40
01:30	0	20	2	14	0	0	36
01:45	4	24	4	14	0	1	47
02:00	0	17	0	12	0	0	29
02:15	0	19	1	13	0	0	33
02:30	0	15	0	7	0	0	22
02:45	1	26	1	13	0	0	41
03:00	0	16	2	12	0	2	32
03:15	0	36	0	6	1	0	43
03:30	1	22	0	6	0	0	29
03:45	0	37	0	14	0	1	52
04:00	2	30	0	28	0	2	62
04:15	0	33	0	31	0	0	64
04:30	0	55	4	26	1	4	90
04:45	0	91	1	53	0	2	147
05:00	0	65	3	44	2	4	118
05:15	6	110	2	74	0	2	194
05:30	1	142	6	88	2	5	244
05:45	2	196	13	143	0	9	363
06:00	1	169	7	149	0	10	336
06:15	5	191	3	166	0	6	371
06:30	4	175	23	221	0	16	439
06:45	4	204	15	233	2	12	470
07:00	2	227	17	265	2	9	522
07:15	3	226	21	233	0	12	495
07:30	5	247	26	245	3	19	545
07:45	10	256	15	281	3	11	576
08:00	42	232	16	292	5	14	601
08:15	30	236	27	266	8	19	586
08:30	37	253	25	282	6	15	618
08:45	47	202	20	279	11	22	581
09:00	38	201	29	248	18	31	565
09:15	17	216	26	255	11	17	542
09:30	10	219	14	228	3	10	484
09:45	3	233	17	226	5	9	493
10:00	15	223	10	216	5	6	475
10:15	6	206	19	211	3	5	450
10:30	22	212	17	197	3	3	454
10:45	23	213	32	230	3	3	504
11:00	6	219	14	241	4	5	489
11:15	7	236	12	225	1	5	486
11:30	7	223	12	207	8	6	463
11:45	4	239	12	220	3	3	481
12:00	4	228	19	215	2	7	475
12:15	7	223	17	217	2	7	473
12:30	2	227	16	219	2	6	472
12:45	22	213	15	225	5	5	485
13:00	28	230	23	203	4	3	491
13:15	24	181	16	254	2	6	483
13:30	23	265	35	203	6	5	537
13:45	9	246	12	205	1	4	477
14:00	23	231	34	240	6	4	538
14:15	11	191	26	240	2	6	476
14:30	17	246	24	233	4	4	528
14:45	20	278	38	200	1	5	542
15:00	56	211	27	255	1	3	553
15:15	36	205	43	245	14	23	566
15:30	44	244	24	230	13	30	585
15:45	14	291	24	273	1	16	619

TCS 2439 Traffic Counts

16:00	11	266	20	275	4	12	588
16:15	8	290	27	245	3	10	583
16:30	15	307	23	238	8	6	597
16:45	15	266	20	271	3	12	587
17:00	27	307	31	254	2	7	628
17:15	29	268	30	220	4	11	562
17:30	19	331	16	265	3	7	641
17:45	30	249	30	293	1	13	616
18:00	11	256	16	266	4	13	566
18:15	20	202	18	263	3	6	512
18:30	11	209	13	270	5	6	514
18:45	14	228	11	228	4	9	494
19:00	28	188	12	235	0	5	468
19:15	7	184	15	191	2	5	404
19:30	13	196	14	201	0	5	429
19:45	19	144	20	227	2	11	423
20:00	10	146	15	166	4	3	344
20:15	7	159	7	152	1	3	329
20:30	5	132	18	136	4	2	297
20:45	8	137	19	141	2	3	310
21:00	10	128	7	128	1	2	276
21:15	7	151	6	127	2	3	296
21:30	11	153	10	153	1	2	330
21:45	5	129	8	130	2	3	277
22:00	9	125	9	111	1	2	257
22:15	2	95	11	113	1	2	224
22:30	2	74	3	110	0	2	191
22:45	4	68	10	106	1	3	192
23:00	2	67	3	83	1	0	156
23:15	0	78	5	41	0	0	124
23:30	1	49	1	38	0	2	91
23:45	0	43	4	28	0	1	76
24:00	1	42	7	22	0	3	75

Approach 1 AM peak 2386 07:45 - 08:45 PM peak 2447 16:45 - 17:45 Daily
 Total 34660

On Friday, 11 October 2013
 Approach 1

	1	2	3	4	5	6	
00:15	2	45	2	22	0	1	72
00:30	1	35	1	19	0	0	56
00:45	1	22	3	11	1	0	38
01:00	1	24	1	13	0	0	39
01:15	0	21	0	15	0	0	36
01:30	1	21	0	11	0	0	33
01:45	0	27	0	10	0	0	37
02:00	1	24	0	8	0	0	33
02:15	0	18	0	17	1	0	36
02:30	0	24	1	14	0	0	39
02:45	0	16	0	7	0	0	23
03:00	0	19	0	11	0	2	32
03:15	0	25	1	14	0	1	41
03:30	0	30	1	30	1	0	62
03:45	0	41	2	19	0	2	64
04:00	0	33	2	19	0	1	55
04:15	0	40	1	34	0	1	76
04:30	0	67	1	30	2	4	104
04:45	0	78	0	50	0	2	130
05:00	1	87	2	56	2	1	149
05:15	3	93	2	67	2	6	173
05:30	0	132	2	119	1	8	262
05:45	1	177	9	158	0	6	351
06:00	3	165	16	159	0	8	351
06:15	7	191	7	137	2	10	354
06:30	2	199	13	196	0	7	417
06:45	4	212	10	222	3	7	458
07:00	14	201	17	248	3	6	489

TCS 2439 Traffic Counts

07:15	1	214	17	220	1	9	462
07:30	5	261	12	259	3	6	546
07:45	24	263	15	277	2	19	600
08:00	32	248	27	265	5	14	591
08:15	25	232	29	250	4	22	562
08:30	1	250	21	307	6	15	600
08:45	31	186	22	267	9	27	542
09:00	12	207	25	276	13	31	564
09:15	9	186	16	250	13	11	485
09:30	23	223	29	216	4	13	508
09:45	12	240	13	228	6	10	509
10:00	16	205	14	207	3	8	453
10:15	23	213	20	210	2	7	475
10:30	7	217	13	226	1	7	471
10:45	30	207	41	220	6	9	513
11:00	5	207	20	238	1	5	476
11:15	1	217	14	203	3	4	442
11:30	14	232	19	222	2	1	490
11:45	5	210	22	227	3	9	476
12:00	37	206	8	236	3	3	493
12:15	17	257	14	261	0	6	555
12:30	14	285	23	226	2	5	555
12:45	9	223	9	241	3	11	496
13:00	19	227	16	255	2	5	524
13:15	4	261	46	230	2	5	548
13:30	12	265	21	253	0	7	558
13:45	5	232	20	268	1	8	534
14:00	24	244	8	249	3	5	533
14:15	19	231	28	236	2	6	522
14:30	21	275	22	248	6	7	579
14:45	33	205	41	251	5	8	543
15:00	51	228	22	237	1	7	546
15:15	33	255	35	218	20	22	583
15:30	17	271	21	266	14	26	615
15:45	10	263	18	238	5	9	543
16:00	23	259	19	281	5	6	593
16:15	12	252	18	286	6	7	581
16:30	49	274	15	253	5	5	601
16:45	18	275	24	244	2	16	579
17:00	10	320	16	242	4	8	600
17:15	17	284	21	254	3	7	586
17:30	27	303	20	306	5	6	667
17:45	61	266	28	284	1	7	647
18:00	14	261	15	212	2	15	519
18:15	12	248	15	270	1	6	552
18:30	18	235	28	267	3	10	561
18:45	17	197	8	261	7	3	493
19:00	10	196	17	217	7	7	454
19:15	9	187	20	201	2	8	427
19:30	27	166	20	221	1	8	443
19:45	6	145	20	191	3	11	376
20:00	14	129	15	140	2	5	305
20:15	6	140	7	145	4	3	305
20:30	5	161	17	130	3	6	322
20:45	1	141	14	143	0	3	302
21:00	6	119	9	129	3	4	270
21:15	4	123	4	124	0	2	257
21:30	4	116	7	108	4	3	242
21:45	3	102	6	122	0	1	234
22:00	2	116	8	130	1	2	259
22:15	3	128	12	123	0	2	268
22:30	2	95	5	112	1	2	217
22:45	3	84	16	114	0	2	219
23:00	1	113	9	90	1	1	215
23:15	2	68	5	93	0	3	171
23:30	4	80	10	88	3	2	187
23:45	1	69	4	60	0	0	134
24:00	1	98	6	61	1	1	168

TCS 2439 Traffic Counts

Approach 1 AM peak 2353 07:30 - 08:30 PM peak 2500 16:45 - 17:45 Daily
 Total 35256

On Saturday, 12 October 2013
 Approach 1

	1	2	3	4	5	6	
00:15	2	64	6	78	0	0	150
00:30	2	63	4	55	0	1	125
00:45	3	74	1	49	0	0	127
01:00	2	43	0	53	0	0	98
01:15	0	30	2	41	0	1	74
01:30	1	31	2	49	0	0	83
01:45	1	30	2	43	0	0	76
02:00	2	33	6	36	0	0	77
02:15	1	17	1	26	0	0	45
02:30	1	27	2	32	0	0	62
02:45	1	24	2	21	0	0	48
03:00	0	22	3	30	1	0	56
03:15	0	33	0	27	0	0	60
03:30	0	34	1	25	1	0	61
03:45	0	26	1	34	0	1	62
04:00	0	19	1	29	0	2	51
04:15	0	26	3	16	0	1	46
04:30	0	38	0	29	1	1	69
04:45	0	48	1	31	0	2	82
05:00	0	32	1	43	1	2	79
05:15	1	57	1	35	0	2	96
05:30	0	68	1	36	0	3	108
05:45	1	97	1	89	2	1	191
06:00	0	82	5	82	0	4	173
06:15	0	102	4	69	1	4	180
06:30	1	93	6	95	0	4	199
06:45	3	113	6	99	2	6	229
07:00	1	124	6	134	0	3	268
07:15	7	109	14	93	1	6	230
07:30	4	108	6	132	0	7	257
07:45	4	140	10	142	0	7	303
08:00	8	136	19	131	1	10	305
08:15	9	137	8	161	3	9	327
08:30	4	152	14	177	2	7	356
08:45	10	161	24	188	4	7	394
09:00	15	139	22	188	5	10	379
09:15	11	160	22	190	4	12	399
09:30	17	165	12	177	2	8	381
09:45	17	222	17	202	5	7	470
10:00	7	175	15	216	6	6	425
10:15	7	234	38	222	2	7	510
10:30	40	214	18	243	9	4	528
10:45	21	281	41	237	4	7	591
11:00	6	261	31	245	3	6	552
11:15	46	226	36	248	5	6	567
11:30	15	253	32	212	11	11	534
11:45	9	248	29	271	6	8	571
12:00	15	286	23	275	2	2	603
12:15	21	288	26	263	5	5	608
12:30	30	288	36	213	4	6	577
12:45	66	269	32	227	6	10	610
13:00	25	241	22	237	3	8	536
13:15	45	244	62	239	5	2	597
13:30	59	249	22	253	3	11	597
13:45	37	257	19	247	4	8	572
14:00	41	245	33	219	1	4	543
14:15	14	284	34	234	2	8	576
14:30	8	229	10	219	0	5	471
14:45	10	241	12	226	3	6	498
15:00	2	228	25	232	0	5	492
15:15	2	214	12	210	1	7	446

TCS 2439 Traffic Counts

15:30	8	245	19	193	3	7	475
15:45	9	228	18	221	2	5	483
16:00	26	205	20	237	10	2	500
16:15	7	196	14	232	3	3	455
16:30	26	223	23	263	4	11	550
16:45	13	206	18	260	7	7	511
17:00	13	189	26	222	5	7	462
17:15	11	216	16	258	2	9	512
17:30	12	239	19	208	1	5	484
17:45	3	245	34	198	0	8	488
18:00	11	196	19	187	7	7	427
18:15	8	209	23	201	3	9	453
18:30	14	211	16	211	2	3	457
18:45	15	176	21	189	6	6	413
19:00	8	163	16	222	1	6	416
19:15	5	159	17	166	4	7	358
19:30	18	150	13	166	2	3	352
19:45	7	164	20	149	3	4	347
20:00	10	134	11	159	7	4	325
20:15	8	160	8	146	3	6	331
20:30	10	126	7	134	0	5	282
20:45	3	132	8	104	2	5	254
21:00	13	109	10	119	0	7	258
21:15	5	137	16	118	3	3	282
21:30	7	104	8	118	0	3	240
21:45	3	134	10	107	3	5	262
22:00	1	121	9	108	0	2	241
22:15	5	149	4	110	1	4	273
22:30	2	113	7	114	0	4	240
22:45	2	115	7	116	2	6	248
23:00	5	118	6	96	3	0	228
23:15	2	100	10	115	1	2	230
23:30	5	100	6	101	2	1	215
23:45	2	104	3	95	0	4	208
24:00	1	95	12	99	1	1	209

Approach 1 AM peak 2275 11:00 - 12:00 PM peak 2340 12:30 - 13:30 Daily
 Total 31249

On Sunday, 13 October 2013

Approach 1	1	2	3	4	5	6	
00:15	4	74	7	69	1	2	157
00:30	1	68	7	83	1	3	163
00:45	1	68	6	76	0	1	152
01:00	3	53	5	54	1	0	116
01:15	1	35	1	55	1	0	93
01:30	2	34	2	53	0	1	92
01:45	0	39	1	36	0	0	76
02:00	1	36	6	36	1	2	82
02:15	0	19	3	34	0	1	57
02:30	0	19	0	25	1	1	46
02:45	0	22	0	32	0	0	54
03:00	0	19	4	32	0	1	56
03:15	0	23	2	30	0	0	55
03:30	0	21	2	29	0	0	52
03:45	0	29	3	18	1	0	51
04:00	1	27	0	23	0	0	51
04:15	0	25	2	19	0	0	46
04:30	0	25	0	17	0	1	43
04:45	1	32	0	30	1	1	65
05:00	0	21	1	21	0	2	45
05:15	1	32	0	29	0	0	62
05:30	0	27	0	25	0	0	52
05:45	0	36	0	34	0	0	70
06:00	0	35	1	40	1	1	78
06:15	0	45	0	40	0	2	87
06:30	0	53	4	52	0	0	109

TCS 2439 Traffic Counts

06:45	0	59	0	53	0	1	113
07:00	0	52	2	62	0	0	116
07:15	4	59	3	29	1	1	97
07:30	1	59	4	59	0	3	126
07:45	2	68	2	61	1	2	136
08:00	3	71	6	90	4	2	176
08:15	3	81	7	74	1	6	172
08:30	3	101	5	99	1	7	216
08:45	1	118	3	122	3	5	252
09:00	2	107	9	147	1	5	271
09:15	7	114	12	128	2	13	276
09:30	1	149	17	149	3	8	327
09:45	2	166	22	158	2	4	354
10:00	12	170	13	189	6	7	397
10:15	7	149	20	145	6	10	337
10:30	9	192	30	146	3	7	387
10:45	7	206	13	174	3	6	409
11:00	10	195	11	186	2	6	410
11:15	17	199	16	196	2	5	435
11:30	5	221	12	182	3	6	429
11:45	2	211	16	211	7	3	450
12:00	32	234	11	226	3	5	511
12:15	14	248	28	255	4	5	554
12:30	7	210	18	240	3	5	483
12:45	29	235	21	228	5	6	524
13:00	8	247	12	215	3	8	493
13:15	6	222	8	213	2	8	459
13:30	8	227	10	200	3	8	456
13:45	29	212	15	219	3	4	482
14:00	9	221	16	233	5	5	489
14:15	4	183	17	180	4	5	393
14:30	15	180	14	190	2	6	407
14:45	5	197	18	209	1	3	433
15:00	6	174	17	203	2	4	406
15:15	7	194	9	191	3	4	408
15:30	9	187	5	188	2	4	395
15:45	19	215	16	171	5	4	430
16:00	11	195	29	204	2	3	444
16:15	25	195	24	168	5	3	420
16:30	7	183	26	169	1	6	392
16:45	15	164	18	183	0	4	384
17:00	7	176	16	161	1	6	367
17:15	16	183	17	202	2	4	424
17:30	26	175	13	176	1	9	400
17:45	6	168	19	188	2	5	388
18:00	9	148	15	170	3	2	347
18:15	8	169	19	189	4	4	393
18:30	11	151	11	165	5	7	350
18:45	27	132	16	178	0	3	356
19:00	12	157	13	164	1	10	357
19:15	6	131	9	158	4	6	314
19:30	0	115	9	138	3	4	269
19:45	3	125	3	114	5	8	258
20:00	10	110	12	146	5	10	293
20:15	1	121	10	111	1	5	249
20:30	17	120	11	113	4	10	275
20:45	5	104	18	108	2	6	243
21:00	1	107	7	119	0	5	239
21:15	6	122	7	105	0	5	245
21:30	3	96	9	108	0	2	218
21:45	6	94	5	89	0	1	195
22:00	3	99	8	110	0	4	224
22:15	1	85	5	85	0	1	177
22:30	1	85	10	104	0	2	202
22:45	4	58	8	73	0	3	146
23:00	1	62	3	63	1	0	130
23:15	2	34	3	26	0	0	65
23:30	0	24	3	29	0	2	58

TCS 2439 Traffic Counts

23:45 0 28 1 19 0 0 48
 24:00 0 34 1 30 1 0 66

Approach 1 AM peak 1825 11:00 - 12:00 PM peak 2054 12:00 - 13:00 Daily
 Total 24155

On Monday, 14 October 2013

Approach 1	1	2	3	4	5	6	
00:15	0	37	2	15	0	0	54
00:30	1	16	0	15	1	0	33
00:45	1	20	2	12	0	2	37
01:00	0	23	0	10	0	2	35
01:15	0	14	0	7	0	0	21
01:30	1	17	1	7	0	0	26
01:45	0	14	0	11	0	1	26
02:00	0	11	0	9	0	0	20
02:15	0	12	0	3	0	0	15
02:30	0	10	2	12	0	0	24
02:45	0	21	2	13	0	1	37
03:00	0	21	0	10	0	0	31
03:15	0	14	1	11	0	0	26
03:30	0	25	0	9	0	0	34
03:45	0	28	0	13	0	2	43
04:00	0	33	0	9	0	0	42
04:15	1	35	3	18	0	0	57
04:30	0	56	2	36	1	3	98
04:45	1	74	2	40	0	2	119
05:00	0	66	3	43	0	2	114
05:15	3	134	6	57	1	6	207
05:30	1	118	6	87	0	10	222
05:45	1	182	5	149	2	7	346
06:00	4	164	9	165	0	6	348
06:15	18	177	9	151	0	8	363
06:30	1	182	15	182	0	11	391
06:45	3	211	13	254	2	4	487
07:00	1	203	24	265	2	4	499
07:15	4	229	10	238	2	13	496
07:30	5	244	12	278	1	15	555
07:45	5	305	20	257	5	18	610
08:00	27	253	24	313	3	15	635
08:15	29	241	15	265	8	14	572
08:30	19	202	24	277	7	24	553
08:45	21	227	24	247	8	34	561
09:00	118	179	42	253	12	20	624
09:15	32	174	24	239	5	22	496
09:30	6	219	18	212	8	13	476
09:45	5	212	14	247	2	7	487
10:00	11	211	26	192	3	5	448
10:15	4	228	19	194	7	9	461
10:30	8	184	16	203	4	9	424
10:45	7	223	20	213	3	6	472
11:00	13	176	19	212	3	8	431
11:15	5	240	17	203	4	5	474
11:30	4	239	18	243	2	2	508
11:45	25	222	11	239	2	4	503
12:00	12	222	31	181	1	6	453
12:15	9	216	14	243	2	2	486
12:30	10	223	28	213	1	4	479
12:45	8	243	23	213	3	5	495
13:00	32	220	8	237	4	4	505
13:15	54	198	26	253	3	6	540
13:30	28	226	24	231	5	2	516
13:45	15	240	14	214	2	4	489
14:00	10	228	20	275	5	6	544
14:15	23	202	24	253	3	6	511
14:30	17	245	27	254	17	21	581
14:45	28	222	28	243	4	5	530

TCS 2439 Traffic Counts

15:00	22	258	22	238	3	7	550
15:15	51	257	25	248	6	13	600
15:30	56	242	21	267	6	18	610
15:45	8	275	25	239	11	14	572
16:00	19	254	15	267	6	11	572
16:15	23	263	19	280	3	9	597
16:30	31	314	20	283	3	11	662
16:45	45	290	26	291	6	14	672
17:00	9	307	38	230	5	10	599
17:15	8	282	11	273	3	5	582
17:30	25	317	22	287	6	4	661
17:45	25	278	20	254	4	8	589
18:00	15	279	19	246	1	6	566
18:15	70	185	20	293	1	7	576
18:30	13	222	22	254	5	10	526
18:45	19	177	10	206	5	6	423
19:00	25	145	9	177	7	4	367
19:15	9	146	14	174	3	7	353
19:30	5	156	12	155	2	4	334
19:45	8	139	8	152	0	2	309
20:00	5	130	6	118	2	3	264
20:15	4	128	14	125	1	8	280
20:30	6	135	19	131	2	7	300
20:45	8	99	11	115	3	1	237
21:00	3	108	4	99	1	2	217
21:15	5	96	7	108	2	2	220
21:30	3	105	7	109	2	6	232
21:45	8	93	7	97	4	4	213
22:00	3	95	7	123	0	2	230
22:15	2	77	10	91	1	5	186
22:30	2	66	8	96	0	3	175
22:45	3	55	8	77	0	2	145
23:00	1	47	7	66	0	2	123
23:15	4	36	5	46	0	0	91
23:30	0	52	2	32	1	0	87
23:45	0	30	1	22	0	0	53
24:00	0	41	4	16	0	2	63

Approach 1 AM peak 2372 07:15 - 08:15 PM peak 2530 16:00 - 17:00 Daily
 Total 33506

TCS 2566 LX Data

SLOT39=6,4,6!INT=2566!VC=5!CS=331!PK=/ZSL=0!
COM=NET,H!CTYPE=C12V5R83S118!
LS=ON!
IK=!
S#=20!LM=MF!RMN=0!DCL=0!
VOLS=1-24!
AT=7!BT=7!CT=7!DT=7!ET=7!FT=7!
W1=6AB*!W1T=21!W2=6AC*!W2T=19!W3=6!W3T=18!
W4=6!W4T=20!W5=6!W5T=6!W6=6!W6T=7!
PP1=0,0F!PP2=0,0F!
PP3=0,0F!PP4=0,0F!

I=2566!PLAN=1!SF=Z+!XSF=0!
A=0PDFGC!
C=16FGE!
E=28TGFGD!
D=16TGFGF!
F=16TGA!
B=1E!

I=2566!PLAN=2!SF=Z+!XSF=0!
A=0PDFGC!
C=14FGE!
E=24TGFGD!
D=20TGFGF!
F=14TGA!
B=1E!

I=2566!PLAN=3!SF=Z+!XSF=0!
A=0PDFGC!
C=12FGE!
E=20TGFGD!
D=24TGFGF!
F=12TGA!
B=1E!

I=2566!PLAN=4!SF=!XSF=0!
A=0PDFGE!
E=16FGD!
D=28TGFGF!
F=20TGA!
B=1E!
C=1E!

SS=20!LCL=42!HCL=130!SCL=60,0!KCL=0!ZSS=0!
SK=DDNAOVIFBF!
XCL=110!SZ=90,96!SMX=/
FCL=30,40,45,50,60,70,75,80,90,100,110,115,120,125,130,140!
PS1=42^,60!PS2=70,120!PS3=70,120!PS4=70,120!
LP1=0!
LP2=0!
LP3=0!
LP4=0!

TCS 2566 Traffic Counts

Tuesday, 08 October 2013

approach - detector(s)...

Approach 1	1	2	3	4	5	6	8	9	10	11	12	13	14	15
16														
00:15 7 97	7	20	10	4	15	13	7	1	4	2	0	2	1	4
00:30 1 93	13	17	7	5	13	17	5	0	5	2	0	1	1	6
00:45 4 84	6	14	8	4	17	12	7	0	1	0	0	9	1	1
01:00 1 108	15	31	16	9	9	11	5	0	5	1	0	1	2	2
01:15 0 86	12	24	9	6	11	10	4	0	4	0	0	4	1	1
01:30 1 75	8	25	9	7	6	8	1	0	1	1	0	3	2	3
01:45 0 62	10	15	5	3	8	12	1	1	1	1	2	1	1	1
02:00 1 44	4	11	4	2	3	7	0	2	2	1	0	4	0	3
02:15 2 38	5	7	3	3	5	9	0	0	0	1	0	1	1	1
02:30 2 46	4	11	5	4	8	9	1	0	0	1	0	0	0	1
02:45 5 57	8	12	4	3	11	8	2	0	2	2	0	0	0	0
03:00 4 52	6	11	2	0	7	8	4	0	2	2	1	4	1	0
03:15 4 61	4	5	3	2	14	15	7	0	2	0	0	3	0	2
03:30 1 48	2	3	2	2	11	18	2	0	3	2	0	2	0	0
03:45 5 65	5	9	0	0	15	21	0	0	1	3	1	1	4	0
04:00 5 55	1	10	4	2	12	15	0	0	2	2	1	1	0	0
04:15 5 77	9	9	5	1	14	20	0	0	3	2	1	1	3	4
04:30 4 101	12	23	4	1	17	19	2	1	6	3	1	2	5	1
04:45 9 148	10	24	9	3	34	41	4	0	4	5	1	1	3	0
05:00 11 179	18	31	14	7	26	38	4	3	9	6	0	5	5	2
05:15 11 184	17	26	6	3	28	47	7	1	13	10	1	5	8	1
05:30 23 322	35	55	17	7	49	72	5	3	17	14	1	9	8	7
05:45 35 414	60	72	28	21	49	69	8	3	29	11	2	11	13	3
06:00 46 463	57	87	43	21	47	73	7	3	28	15	3	11	14	8
06:15 24 473	54	87	51	21	60	81	9	14	26	10	1	11	15	9
06:30 49 526	63	94	41	26	46	77	8	9	41	23	8	18	15	8
06:45 42 622	86	105	51	26	71	95	21	7	44	19	9	18	10	18
07:00 48 779	96	140	67	36	83	117	20	16	47	23	11	31	16	28
07:15 49 736	81	127	55	40	83	117	24	12	47	29	15	26	13	18
07:30 63 822	104	134	61	33	91	124	31	20	57	24	16	25	15	24
07:45 61 931	110	135	59	38	112	162	25	18	46	25	36	52	18	34
08:00	120	138	53	38	102	132	48	20	63	38	41	59	16	49

TCS 2566 Traffic Counts

79	996														
08:15	66	110	116	38	28	89	114	43	21	56	31	31	50	17	29
08:30	63	130	137	35	29	117	136	52	17	53	24	38	64	31	28
08:45	51	132	134	65	44	99	113	42	22	56	36	41	72	31	25
09:00	38	131	121	45	31	103	133	39	14	52	37	35	51	30	32
09:15	29	98	107	38	31	93	110	38	11	36	28	28	53	35	22
09:30	41	87	100	46	28	85	117	31	12	39	29	20	54	32	30
09:45	34	89	123	61	42	103	116	23	4	24	33	20	35	22	32
10:00	34	85	117	49	28	77	107	39	15	32	33	22	38	17	33
10:15	43	83	106	62	42	87	120	32	7	23	34	17	36	18	26
10:30	35	80	98	38	29	83	101	25	7	33	36	22	37	15	30
10:45	36	82	95	44	30	110	128	30	6	32	36	25	35	25	21
11:00	22	109	101	51	39	83	116	30	9	39	38	19	37	22	27
11:15	27	75	89	37	28	65	101	30	9	26	45	21	36	29	28
11:30	27	88	104	56	37	98	125	30	4	30	33	18	33	25	29
11:45	28	79	103	47	35	97	124	31	10	34	33	22	41	30	29
12:00	27	97	104	44	37	93	116	31	7	21	27	21	42	31	23
12:15	35	82	91	47	35	99	116	30	15	41	50	18	33	30	48
12:30	31	81	113	70	41	110	130	25	13	31	27	24	47	23	27
12:45	24	100	122	45	31	90	111	37	8	34	34	21	28	36	26
13:00	19	111	111	55	43	101	121	30	8	35	42	23	37	19	37
13:15	27	91	115	75	47	95	141	28	4	33	37	29	43	27	37
13:30	34	103	113	17	16	101	120	31	7	27	39	27	42	16	23
13:45	35	102	122	39	27	105	143	22	9	31	41	17	39	28	22
14:00	22	103	117	62	45	81	111	28	13	40	39	18	31	25	44
14:15	40	107	123	75	49	112	123	33	10	32	38	27	42	24	42
14:30	31	113	122	34	30	105	144	41	11	40	39	25	51	28	31
14:45	39	100	107	58	44	80	126	50	17	41	33	38	43	34	32
15:00	31	113	122	70	52	100	123	49	11	29	30	43	53	37	37
15:15	39	103	103	52	50	93	114	49	11	39	34	43	61	44	40
15:30	49	104	120	48	48	139	164	47	17	46	10	40	60	25	31
15:45	43	94	112	56	42	107	136	51	21	54	47	37	65	34	24
16:00	42	106	115	75	41	126	153	55	12	40	48	31	44	38	26
16:15	51	81	98	48	35	103	129	58	12	42	38	40	70	35	38
16:30		118	125	80	42	137	167	58	13	44	39	41	57	37	29

TCS 2566 Traffic Counts

63 1050															
16:45 60 934	112	108	51	43	108	142	61	9	40	39	48	54	24	35	
17:00 36 935	104	113	60	35	112	125	58	15	54	49	43	65	33	33	
17:15 50 1006	120	135	67	40	124	138	46	13	42	41	38	68	43	41	
17:30 58 1030	119	134	43	41	151	162	63	13	37	38	35	64	38	34	
17:45 44 911	110	109	72	50	103	118	40	8	41	39	53	65	34	25	
18:00 35 916	123	133	55	39	112	132	52	15	35	32	39	58	27	29	
18:15 46 874	105	121	72	49	96	116	48	8	34	25	34	54	32	34	
18:30 42 819	98	120	85	57	81	94	45	9	35	27	26	51	24	25	
18:45 40 719	87	114	42	32	83	110	42	9	34	29	24	36	23	14	
19:00 29 669	74	100	57	38	70	79	43	11	28	26	29	46	25	14	
19:15 20 591	68	69	42	28	67	78	32	13	44	19	30	44	18	19	
19:30 35 574	68	83	39	19	69	67	31	8	27	26	20	43	26	13	
19:45 13 451	54	67	27	28	58	67	22	4	21	16	14	32	20	8	
20:00 17 470	52	76	47	26	55	56	20	8	24	11	13	31	19	15	
20:15 17 408	42	57	28	20	51	58	25	8	22	17	10	27	14	12	
20:30 24 418	37	59	43	21	54	69	16	1	19	15	12	21	15	12	
20:45 22 369	36	51	27	16	48	54	15	2	27	12	10	20	17	12	
21:00 17 361	33	46	24	17	47	57	23	0	25	14	6	20	19	13	
21:15 19 367	42	48	31	21	40	54	18	4	21	17	9	16	16	11	
21:30 20 399	40	55	26	18	55	58	19	2	17	14	10	29	23	13	
21:45 14 331	38	42	23	20	44	50	12	2	14	14	11	26	15	6	
22:00 12 303	31	43	27	15	35	43	17	1	17	10	11	22	9	10	
22:15 12 266	33	39	19	10	40	39	15	1	13	13	2	12	10	8	
22:30 12 289	40	49	25	17	34	40	8	2	14	12	7	16	5	8	
22:45 9 227	26	45	21	9	25	24	6	1	19	10	8	9	9	6	
23:00 7 175	16	35	16	7	18	23	13	1	5	8	3	8	8	7	
23:15 10 177	12	24	19	18	23	23	9	0	7	5	5	11	6	5	
23:30 4 141	8	14	10	6	24	29	7	3	10	4	3	8	5	6	
23:45 3 99	6	19	5	3	12	18	4	1	4	4	5	7	3	5	
24:00 6 64	4	13	5	3	7	14	1	0	3	2	1	4	0	1	

Approach 1 AM peak 3752 07:45 - 08:45 PM peak 3925 16:15 - 17:15 Daily
 Total 51807

On Wednesday, 09 October 2013

Approach 1 1 2 3 4 5 6 8 9 10 11 12 13 14 15
 16

TCS 2566 Traffic Counts

00:15	9	10	4	2	18	25	8	1	6	5	0	1	2	2
2 95														
00:30	7	9	5	2	8	14	8	1	3	4	1	2	1	0
2 67														
00:45	4	7	5	2	11	14	6	0	5	4	1	5	5	0
1 70														
01:00	4	4	5	5	7	7	3	0	3	2	1	2	3	1
4 51														
01:15	3	5	4	3	9	13	4	0	0	5	1	1	2	2
3 55														
01:30	4	3	1	1	11	14	5	0	1	0	0	2	0	0
0 42														
01:45	4	7	2	1	5	9	1	0	5	2	1	3	0	1
0 41														
02:00	1	10	3	1	6	12	1	0	4	2	0	1	1	1
1 44														
02:15	1	5	2	2	6	10	0	0	3	3	0	3	1	1
0 37														
02:30	3	7	0	0	9	17	0	0	1	1	0	1	0	1
0 40														
02:45	4	7	3	3	10	14	2	0	2	0	0	0	2	0
3 50														
03:00	5	7	4	3	10	8	3	1	2	1	0	1	2	0
3 50														
03:15	3	3	0	0	11	23	1	0	0	1	0	2	2	0
1 47														
03:30	4	4	3	2	12	19	8	0	5	2	0	3	0	0
2 64														
03:45	3	5	4	1	9	11	0	0	2	3	1	5	3	0
0 47														
04:00	4	15	7	3	14	19	0	0	3	4	2	5	0	1
8 85														
04:15	7	11	7	4	21	23	3	0	4	6	1	1	2	1
4 95														
04:30	8	17	5	3	27	28	2	0	5	2	1	3	7	0
5 113														
04:45	21	33	13	6	32	45	8	0	13	3	1	5	4	1
14 199														
05:00	18	29	12	3	25	44	5	4	13	3	2	8	4	2
10 182														
05:15	21	34	15	8	38	47	7	1	9	8	2	8	8	4
15 225														
05:30	38	61	23	12	48	66	4	8	16	10	3	10	11	4
28 342														
05:45	61	78	33	17	70	85	9	4	29	9	7	10	12	4
31 459														
06:00	65	109	43	21	70	96	14	9	27	16	3	15	12	6
57 563														
06:15	62	89	46	24	63	91	13	6	39	15	3	10	15	12
39 527														
06:30	84	108	66	39	69	95	20	6	38	26	9	18	21	17
48 664														
06:45	92	117	54	33	95	114	19	10	43	25	13	18	11	18
47 709														
07:00	92	145	71	37	94	120	15	12	57	21	10	26	11	21
45 777														
07:15	99	131	53	35	66	88	15	15	51	13	14	29	19	22
62 712														
07:30	109	127	65	43	112	137	28	16	53	25	19	34	15	28
57 868														
07:45	109	136	63	37	104	125	27	19	43	39	27	52	20	24
69 894														
08:00	144	148	69	48	83	116	36	15	54	29	35	63	26	41
58 965														
08:15	110	117	51	41	110	132	27	23	63	32	34	50	11	36
76 913														
08:30	110	105	50	35	129	135	59	31	54	43	47	73	31	33

TCS 2566 Traffic Counts

58	993														
08:45		130	139	65	43	90	118	46	20	46	31	55	70	22	37
55	967														
09:00		124	122	60	39	88	117	49	24	57	42	35	62	29	31
50	929														
09:15		92	114	54	34	100	113	39	10	37	30	45	69	28	37
50	852														
09:30		119	122	44	31	79	100	31	8	32	25	22	42	19	29
32	735														
09:45		82	108	51	34	90	125	30	8	32	29	14	34	18	36
35	726														
10:00		87	99	38	26	98	124	24	12	34	34	23	34	15	33
33	714														
10:15		96	102	56	35	74	102	30	8	35	31	25	43	20	25
31	713														
10:30		85	100	57	40	94	113	24	7	32	38	22	40	17	23
37	729														
10:45		94	110	50	36	104	119	27	5	23	36	20	38	25	35
31	753														
11:00		86	108	80	37	94	127	28	8	27	30	11	28	21	31
30	746														
11:15		90	107	42	34	91	112	31	8	28	37	30	39	21	31
30	731														
11:30		78	85	50	31	34	182	26	7	30	35	18	29	28	31
32	696														
11:45		94	104	41	30	22	184	29	13	29	37	20	34	24	21
32	714														
12:15		57	68	27	16	15	111	16	5	14	20	15	24	21	23
13	445														
12:30		73	93	35	28	30	177	23	9	30	34	15	27	27	33
42	676														
12:45		102	111	38	31	25	201	27	10	30	38	24	42	29	29
26	763														
13:00		94	106	54	41	15	196	40	5	29	42	15	40	28	37
33	775														
13:15		84	104	48	40	108	134	41	8	32	37	22	33	16	29
39	775														
13:30		101	108	53	38	97	142	24	8	35	34	25	38	32	31
32	798														
13:45		94	116	52	36	95	123	25	12	33	36	16	37	34	44
41	794														
14:00		88	108	55	36	109	123	33	9	30	33	16	33	28	23
31	755														
14:15		111	122	47	37	98	125	32	9	38	32	30	44	17	23
31	796														
14:30		98	113	39	38	99	114	36	12	41	39	27	46	30	27
27	786														
14:45		94	86	60	43	96	107	34	14	51	56	29	56	21	25
36	808														
15:00		117	110	67	48	127	155	43	16	45	44	38	50	23	33
30	946														
15:15		118	114	68	49	119	129	41	13	41	36	42	60	34	31
43	938														
15:30		106	88	77	55	138	151	61	19	45	43	54	68	26	35
43	1009														
15:45		128	124	82	53	113	129	47	17	57	65	44	56	28	33
53	1029														
16:00		113	129	47	40	145	151	52	10	31	38	51	60	40	30
48	985														
16:15		113	124	56	39	116	137	51	14	46	34	43	63	32	38
54	960														
16:30		111	119	61	50	137	152	60	11	47	37	47	60	33	37
43	1005														
16:45		114	118	56	29	126	145	54	15	48	32	40	70	30	33
57	967														
17:00		101	117	67	50	135	143	62	14	48	54	41	62	24	34
52	1004														
17:15		124	131	80	54	139	161	56	7	41	28	42	60	29	33

TCS 2566 Traffic Counts

74 1059														
17:30	128	129	93	51	115	141	47	15	48	41	55	65	23	37
55 1043														
17:45	130	141	81	47	125	141	54	14	41	44	40	69	38	30
46 1041														
18:00	121	134	69	49	127	134	63	15	37	32	50	68	32	28
59 1018														
18:15	94	103	64	43	102	119	59	10	38	33	28	41	35	33
50 852														
18:30	99	110	67	48	102	106	48	12	28	25	30	39	27	29
27 797														
18:45	88	95	57	29	74	82	40	8	27	26	34	51	20	32
29 692														
19:00	91	109	36	30	67	85	39	11	27	13	25	42	23	19
32 649														
19:15	74	96	59	37	73	79	29	11	29	24	20	34	30	23
35 653														
19:30	78	99	47	28	70	78	36	3	39	30	21	41	22	20
26 638														
19:45	67	78	42	35	63	65	23	6	26	16	14	28	14	16
25 518														
20:00	59	72	43	29	52	60	35	7	26	18	16	37	23	15
28 520														
20:15	36	58	30	22	66	73	18	5	28	20	12	25	10	16
18 437														
20:30	49	71	34	28	57	76	19	11	20	18	13	23	16	25
21 481														
20:45	36	50	28	19	57	57	21	4	32	20	8	22	11	9
11 385														
21:00	60	48	29	26	58	51	12	4	16	22	11	20	17	15
22 411														
21:15	46	53	29	20	55	56	25	3	12	10	8	20	11	8
10 366														
21:30	32	58	28	25	58	74	17	5	24	20	13	20	13	15
19 421														
21:45	50	61	26	16	51	58	24	4	18	22	13	24	9	19
22 417														
22:00	44	65	35	19	37	48	10	4	14	10	10	19	15	14
17 361														
22:15	34	51	21	17	41	40	20	1	13	18	6	18	9	12
10 311														
22:30	38	46	27	23	29	42	12	4	21	12	3	8	12	13
10 300														
22:45	30	33	12	7	25	28	12	2	15	10	8	12	5	11
14 224														
23:00	27	38	16	12	25	21	9	3	9	4	5	9	5	6
6 195														
23:15	15	20	10	6	18	32	9	1	11	14	2	5	5	2
7 157														
23:30	12	17	11	5	12	28	5	3	14	5	1	9	1	6
10 139														
23:45	4	18	12	11	14	22	6	2	9	4	11	5	4	3
2 127														
24:00	5	14	7	3	12	28	5	2	9	8	1	6	3	6
5 114														

Approach 1 AM peak 3838 07:45 - 08:45 PM peak 4161 17:00 - 18:00 Daily
 Total 52430

On Thursday, 10 October 2013

Approach 1	1	2	3	4	5	6	8	9	10	11	12	13	14	15
16														
00:15	6	12	10	8	12	23	5	6	9	8	2	5	3	3
9 121														
00:30	4	12	7	4	15	22	7	1	4	4	2	4	3	0
5 94														
00:45	7	11	9	5	6	17	10	1	0	4	2	3	1	1

TCS 2566 Traffic Counts

01:00	4	81	5	6	3	2	11	6	8	0	6	2	1	4	1	3
01:15	0	58	3	9	4	3	7	15	6	0	1	6	0	4	0	2
01:30	2	62	4	7	4	1	11	7	1	0	1	1	0	1	2	3
01:45	2	45	5	6	3	3	16	10	1	0	2	2	0	1	0	1
02:00	1	51	3	4	0	0	8	14	1	0	0	1	0	3	1	0
02:15	2	37	6	8	10	6	10	7	1	1	1	2	2	1	1	0
02:30	1	57	7	3	2	0	9	11	3	0	1	1	0	2	0	0
02:45	4	43	6	6	2	1	8	18	1	0	3	1	1	1	1	1
03:00	4	54	3	9	3	2	5	11	2	0	4	0	1	0	2	1
03:15	2	45	3	1	2	2	12	27	0	0	0	0	2	5	0	1
03:30	0	55	1	4	3	2	3	18	1	0	2	2	0	2	0	1
03:45	2	41	10	5	0	0	8	24	2	0	4	3	0	3	3	0
04:00	4	66	8	15	7	4	16	14	2	1	4	4	1	5	2	4
04:15	8	95	9	18	9	6	12	15	2	0	5	3	1	2	1	4
04:30	4	91	8	22	4	3	27	31	2	0	2	3	2	7	2	0
04:45	11	124	21	33	19	11	30	53	6	1	5	4	1	3	5	1
05:00	9	202	14	28	12	5	22	33	8	1	12	7	2	9	4	1
05:15	11	169	25	42	14	6	47	61	4	3	15	5	3	8	9	3
05:30	21	266	34	47	27	6	54	69	6	2	18	16	3	12	12	4
05:45	28	338	56	90	26	16	71	90	8	2	22	11	5	12	14	3
06:00	32	458	65	87	32	18	58	77	11	10	30	13	2	14	10	8
06:15	49	484	63	82	39	23	70	89	14	10	38	18	6	15	22	9
06:30	31	529	88	103	61	35	81	105	20	9	38	28	9	20	16	15
06:45	57	685	96	113	63	34	78	115	21	15	48	31	12	24	10	18
07:00	43	721	108	131	72	41	75	109	19	8	42	26	9	23	17	24
07:15	46	750	104	117	56	27	89	120	22	20	51	20	9	28	14	25
07:30	58	760	113	123	35	26	92	128	31	18	42	24	22	41	20	26
07:45	45	786	112	138	71	42	99	138	23	14	45	36	22	40	23	31
08:00	62	896	128	127	70	41	106	136	37	27	58	43	39	71	26	43
08:15	65	1017	99	116	63	43	104	135	44	16	75	34	42	55	18	38
08:30	64	946	116	138	60	39	106	137	43	19	52	28	48	62	29	35
08:45	59	971	122	138	43	39	105	122	39	16	53	34	48	63	29	31
09:00	50	932	115	123	52	44	98	118	37	13	51	32	37	68	28	39
09:15	50	905	116	123	55	43	98	119	41	12	45	41	32	58	32	40

TCS 2566 Traffic Counts

42 897															
09:30 52 819	92	113	52	39	99	118	25	5	35	44	35	59	20	31	
09:45 37 764	94	107	52	30	101	123	30	10	39	26	23	47	21	24	
10:00 33 776	103	101	57	34	91	135	22	9	38	40	21	47	15	30	
10:15 37 706	91	97	47	24	88	110	31	3	30	26	25	49	17	31	
10:30 29 720	81	87	39	26	97	135	32	11	31	29	31	38	23	31	
10:45 26 716	89	99	47	25	94	120	21	12	33	31	25	45	29	20	
11:00 32 736	92	120	51	32	82	124	22	8	29	36	19	40	18	31	
11:15 30 791	100	127	61	43	108	124	26	8	32	34	18	32	18	30	
11:30 31 749	73	98	64	43	99	120	31	6	29	41	22	40	27	25	
11:45 29 751	89	124	54	26	97	126	21	6	34	43	14	29	23	36	
12:00 31 702	81	101	38	25	91	126	33	8	31	28	17	33	25	34	
12:15 29 737	90	104	32	27	99	121	34	10	30	43	15	31	30	42	
12:30 34 703	93	102	35	26	92	122	34	9	36	31	21	24	24	20	
12:45 28 755	92	100	67	44	92	109	30	8	39	33	22	39	22	30	
13:00 31 762	97	115	35	25	107	128	28	13	34	32	21	32	27	37	
13:15 35 752	89	98	63	43	85	113	47	10	25	31	20	38	23	32	
13:30 37 789	86	104	41	32	115	130	36	4	37	36	29	38	27	37	
13:45 27 730	85	98	39	37	97	105	35	11	46	46	20	32	21	31	
14:00 39 709	92	99	40	27	101	112	23	8	28	27	25	41	21	26	
14:15 30 775	101	107	72	43	85	104	35	5	38	29	23	40	33	30	
14:30 31 824	92	104	45	36	124	144	34	8	34	36	30	49	23	34	
14:45 37 876	116	111	66	44	110	125	52	16	42	33	22	48	30	24	
15:00 31 931	121	139	75	49	108	136	46	15	40	25	37	45	26	38	
15:15 29 864	99	100	43	43	110	123	47	12	49	37	45	61	34	32	
15:30 32 956	100	115	46	50	121	146	65	11	49	41	50	65	28	37	
15:45 57 937	100	76	52	36	134	145	64	15	41	41	41	56	30	49	
16:00 48 1046	121	125	91	60	122	126	57	18	46	46	45	67	32	42	
16:15 41 892	108	108	40	34	118	144	49	11	39	38	40	61	37	24	
16:30 51 905	98	91	36	41	133	151	56	5	35	27	36	66	27	52	
16:45 53 938	108	118	36	34	116	135	38	17	50	53	44	67	28	41	
17:00 44 1064	109	132	76	48	156	163	51	10	40	46	49	74	26	40	
17:15 56 895	86	113	47	37	126	146	53	10	45	35	37	52	30	22	
17:30 53 1010	104	105	35	34	146	159	59	11	45	49	53	82	40	35	
17:45	141	136	61	47	110	136	54	12	38	34	44	58	30	32	

TCS 2566 Traffic Counts

47	980														
18:00		114	120	80	59	104	117	71	7	41	45	44	68	30	33
39	972														
18:15		104	112	60	41	75	105	48	9	38	41	40	62	26	39
41	841														
18:30		115	122	50	39	97	121	41	12	39	27	39	51	22	25
45	845														
18:45		105	110	63	40	89	95	44	10	32	32	38	49	27	36
41	811														
19:00		81	97	48	31	87	112	42	12	40	33	32	44	33	31
25	748														
19:15		82	85	47	39	72	99	34	9	28	28	29	44	25	22
27	670														
19:30		72	78	35	27	81	101	37	6	16	26	24	34	25	22
36	620														
19:45		86	97	38	33	50	87	26	3	26	29	23	43	23	34
19	617														
20:00		62	86	44	37	57	65	30	14	35	25	24	30	24	23
27	583														
20:15		62	74	23	24	76	78	18	9	30	25	23	33	17	27
26	545														
20:30		49	59	22	21	63	66	34	9	31	28	18	30	19	19
21	489														
20:45		50	66	32	31	61	67	25	10	28	24	13	22	12	26
18	485														
21:00		47	45	31	22	56	62	24	6	28	26	14	23	19	14
14	431														
21:15		51	64	44	32	55	72	29	8	24	18	11	22	16	14
27	487														
21:30		51	78	39	23	62	81	24	9	31	29	14	25	13	13
20	512														
21:45		44	59	37	27	47	67	24	4	21	17	12	24	12	16
17	428														
22:00		34	58	30	22	44	49	21	4	22	24	4	21	10	11
11	365														
22:15		33	58	33	20	29	43	22	5	19	14	5	10	6	11
10	318														
22:30		41	67	30	14	36	39	15	2	20	15	6	21	6	5
7	324														
22:45		47	45	22	13	28	39	12	5	16	6	8	11	5	10
9	276														
23:00		31	44	23	13	37	44	9	3	9	3	8	15	10	7
4	260														
23:15		19	27	22	12	31	40	9	1	14	8	4	14	8	3
15	227														
23:30		10	26	16	7	19	27	4	1	12	4	5	17	7	5
7	167														
23:45		8	18	12	8	15	17	6	3	12	8	4	6	6	1
4	128														
24:00		12	10	6	6	20	22	7	0	2	6	2	4	5	3
5	110														

Approach 1 AM peak 3866 07:45 - 08:45 PM peak 3949 16:45 - 17:45 Daily
 Total 54251

On Friday, 11 October 2013															
Approach 1		1	2	3	4	5	6	8	9	10	11	12	13	14	15
16															
00:15		9	15	8	4	15	26	12	0	4	5	2	4	6	2
1	113														
00:30		9	8	7	5	12	13	4	1	2	4	3	3	4	0
3	78														
00:45		3	6	6	5	11	14	2	0	4	5	1	1	1	1
1	61														
01:00		4	7	4	3	13	10	2	0	3	3	1	5	1	1
2	59														
01:15		2	10	7	4	8	14	2	0	5	5	1	5	3	0

TCS 2566 Traffic Counts

01:30	69	2	5	5	6	8	10	3	0	4	3	0	6	1	0
01:45	53	3	6	5	4	11	14	1	0	5	1	1	2	1	1
02:00	57	2	6	2	2	12	14	1	0	1	0	0	1	3	0
02:15	46	5	9	7	4	7	6	4	0	2	2	0	2	0	1
02:30	52	5	10	0	0	13	14	1	0	3	1	0	4	1	0
02:45	55	1	4	3	1	6	10	3	0	2	0	0	4	1	0
03:00	37	3	6	2	1	11	15	5	1	2	0	2	2	0	0
03:15	53	5	13	5	2	11	17	2	0	3	1	0	2	1	1
03:30	66	11	18	9	7	12	22	3	0	5	2	0	0	0	0
03:45	90	10	13	3	0	15	23	3	1	3	3	0	1	1	0
04:00	79	7	10	2	0	13	19	3	1	5	2	1	3	2	2
04:15	73	8	22	11	4	19	25	2	0	5	1	1	3	2	2
04:30	108	9	20	13	6	27	29	2	0	5	4	1	7	6	1
04:45	137	13	27	14	7	25	49	5	3	8	7	2	6	8	1
05:00	181	19	28	8	6	27	38	3	0	12	9	2	8	6	5
05:15	189	28	37	15	5	29	51	8	2	18	5	3	12	7	1
05:30	234	44	69	37	17	51	61	8	2	11	18	4	14	17	5
05:45	379	64	90	49	27	69	85	8	7	32	7	4	18	15	3
06:00	513	68	92	38	21	59	87	13	4	22	20	6	8	10	8
06:15	493	59	74	41	25	71	87	10	12	37	15	7	11	17	5
06:30	504	66	92	53	34	71	95	10	9	31	21	6	16	17	21
06:45	581	98	114	56	37	81	100	22	13	33	22	10	22	14	14
07:00	678	95	129	72	39	81	110	15	10	39	24	15	25	11	31
07:15	752	95	115	64	32	77	109	16	15	53	22	14	30	17	21
07:30	738	106	126	52	35	101	123	29	14	44	29	15	36	27	18
07:45	811	121	134	51	28	111	155	29	14	49	24	16	34	24	27
08:00	867	116	113	53	41	90	130	39	15	62	40	44	55	20	43
08:15	920	103	128	43	31	92	141	26	16	46	33	39	55	21	28
08:30	865	116	130	74	50	97	137	52	18	50	25	44	62	20	34
08:45	962	115	143	42	41	80	103	32	15	59	36	47	66	24	26
09:00	890	117	121	38	25	99	134	40	20	53	39	39	63	33	38
09:15	920	125	136	59	48	89	109	25	21	42	34	37	72	23	27
09:30	877	84	96	29	26	90	122	36	14	36	35	37	60	20	31
09:45	754	98	97	52	40	108	132	31	9	36	35	18	39	36	27

TCS 2566 Traffic Counts

43	801														
10:00		107	105	57	35	82	115	22	6	31	35	16	32	33	25
33	734														
10:15		75	97	48	37	90	117	29	14	39	39	20	30	25	22
29	711														
10:30		93	101	41	32	87	130	21	5	29	33	23	39	19	25
28	706														
10:45		116	124	47	36	106	120	25	9	35	36	26	38	32	37
30	817														
11:00		81	96	40	29	90	109	21	4	22	32	24	39	19	32
36	674														
11:15		94	112	65	38	106	123	38	13	25	26	16	39	30	20
27	772														
11:30		101	105	59	36	105	133	25	9	21	33	25	43	29	21
43	788														
11:45		77	99	47	35	102	119	34	6	26	39	16	40	32	35
30	737														
12:00		110	120	41	36	94	118	42	10	28	39	20	32	26	35
27	778														
12:15		95	115	61	41	122	141	29	11	26	35	18	39	34	32
41	840														
12:30		101	113	55	35	116	154	20	14	37	36	23	33	25	31
40	833														
12:45		126	122	63	40	94	122	36	6	25	42	17	36	27	33
34	823														
13:00		84	107	45	38	76	87	34	13	34	45	19	36	26	23
33	700														
13:15		115	127	39	26	109	142	31	13	31	33	29	37	28	29
22	811														
13:30		114	122	50	34	107	141	43	11	40	38	26	34	20	35
38	853														
13:45		100	112	46	36	93	118	41	10	28	34	34	48	22	29
25	776														
14:00		122	131	42	31	115	147	33	10	30	32	24	45	26	40
37	865														
14:15		84	94	51	36	103	118	41	17	39	35	24	37	27	31
35	772														
14:30		104	124	60	51	125	149	31	10	44	45	26	47	23	35
49	923														
14:45		105	134	59	46	97	113	48	12	47	40	32	53	34	44
44	908														
15:00		109	124	86	49	117	154	42	10	39	35	41	59	29	24
44	962														
15:15		95	98	47	47	107	141	44	10	34	37	45	78	45	29
43	900														
15:30		123	127	100	62	123	157	39	21	48	44	50	69	30	40
48	1081														
15:45		114	102	41	33	119	153	51	14	49	40	42	64	31	30
52	935														
16:00		118	117	75	44	96	121	52	15	45	42	51	77	27	40
58	978														
16:15		122	133	76	58	107	138	55	14	47	37	52	73	21	42
42	1017														
16:30		119	120	53	30	143	146	40	17	41	41	45	65	35	20
55	970														
16:45		96	105	55	48	104	131	50	18	47	54	31	61	24	27
47	898														
17:00		92	106	49	45	118	142	64	14	50	50	51	61	27	34
49	952														
17:15		132	131	80	50	145	169	57	13	47	43	31	52	32	26
56	1064														
17:30		132	137	41	32	134	152	46	11	34	36	50	62	32	37
59	995														
17:45		122	122	70	41	114	139	53	16	44	53	44	58	37	34
51	998														
18:00		82	90	44	37	91	117	44	19	48	41	40	79	32	31
41	836														
18:15		110	120	62	42	107	123	66	13	39	30	37	55	40	23

TCS 2566 Traffic Counts

58	925														
18:30		117	128	76	55	114	128	52	11	35	24	42	59	26	29
55	951														
18:45		110	127	65	40	83	103	37	11	30	29	35	52	23	26
36	807														
19:00		97	100	41	34	78	89	37	12	31	30	37	47	24	22
39	718														
19:15		91	90	49	41	82	100	41	11	32	25	17	33	33	27
44	716														
19:30		82	87	53	41	67	76	41	12	32	29	27	40	23	21
34	665														
19:45		87	89	45	33	63	73	39	6	33	24	19	38	15	16
28	608														
20:00		51	62	42	32	50	64	28	8	31	22	19	31	26	30
33	529														
20:15		57	69	47	29	64	72	20	9	32	26	19	28	24	11
16	523														
20:30		56	62	28	27	62	66	33	7	29	32	16	27	29	17
22	513														
20:45		57	70	36	23	59	56	32	3	25	25	13	26	12	16
23	476														
21:00		48	52	26	22	46	64	27	4	18	18	16	28	19	17
19	424														
21:15		50	56	35	25	45	56	19	4	24	23	12	26	15	17
18	425														
21:30		37	52	35	21	53	63	15	2	20	18	13	30	19	15
20	413														
21:45		47	60	32	27	41	38	19	4	26	21	11	35	18	12
18	409														
22:00		50	54	25	17	39	53	13	4	20	16	9	22	17	15
19	373														
22:15		43	51	27	18	51	69	21	5	23	16	8	15	8	11
7	373														
22:30		45	52	24	17	47	43	16	5	18	11	8	15	7	14
9	331														
22:45		45	65	28	19	40	42	7	6	17	11	6	15	14	16
15	346														
23:00		27	44	26	17	35	56	10	1	13	16	3	10	10	10
15	293														
23:15		28	43	17	12	35	44	10	1	10	6	4	13	5	13
17	258														
23:30		29	47	28	18	28	41	11	3	15	18	8	18	8	12
8	292														
23:45		25	32	22	12	34	33	12	4	12	11	2	9	3	2
7	220														
24:00		23	28	14	7	40	46	10	2	10	16	6	13	7	5
4	231														

Approach 1 AM peak 3649 08:15 - 09:15 PM peak 4011 15:15 - 16:15 Daily
 Total 55421

On Saturday, 12 October 2013

Approach 1	1	2	3	4	5	6	8	9	10	11	12	13	14	15
00:15	22	43	25	16	27	30	8	2	10	4	2	12	4	4
11	220													
00:30	19	34	11	5	25	35	12	0	12	9	0	11	5	6
6	190													
00:45	16	31	18	9	32	39	10	3	9	6	1	11	5	11
5	206													
01:00	13	27	11	10	14	25	6	0	4	6	3	8	1	6
1	135													
01:15	12	26	12	8	6	15	5	0	7	3	1	6	5	1
3	110													
01:30	10	27	10	8	14	15	6	1	6	1	2	6	2	6
5	119													
01:45	10	19	10	7	12	12	4	1	6	4	0	2	1	4

TCS 2566 Traffic Counts

02:00	4	96	12	19	7	4	9	11	6	0	2	5	1	6	4	4
02:15	1	91	8	13	5	1	6	9	1	0	5	2	1	5	0	1
02:30	1	58	11	16	9	4	14	12	2	1	4	1	0	3	1	2
02:45	2	82	7	14	7	4	11	11	1	1	3	3	1	10	3	1
03:00	0	77	6	14	8	6	12	7	0	0	5	2	1	9	2	1
03:15	1	74	9	19	7	5	8	25	2	1	2	2	0	5	4	2
03:30	2	93	10	14	9	4	16	22	4	1	5	2	0	2	1	0
03:45	3	93	12	17	9	6	7	14	1	0	0	2	1	6	3	2
04:00	2	82	12	17	6	2	6	10	4	0	6	0	0	5	1	5
04:15	2	76	6	7	3	1	14	13	1	2	3	2	0	2	0	4
04:30	0	58	7	23	7	2	15	23	2	2	4	1	0	2	3	1
04:45	1	93	10	15	7	2	19	28	0	1	2	2	1	6	4	1
05:00	1	99	10	25	12	6	11	18	1	0	5	1	0	6	0	6
05:15	9	110	19	21	10	6	23	31	0	1	6	4	1	2	2	1
05:30	6	133	16	18	10	4	32	33	5	1	7	8	1	7	4	0
05:45	6	152	30	46	19	7	40	48	3	0	9	3	0	5	7	8
06:00	16	241	30	48	19	10	27	37	3	3	10	9	0	6	13	8
06:15	19	242	26	41	17	8	35	60	5	2	9	9	2	8	5	7
06:30	11	245	31	41	17	16	35	40	11	1	12	8	4	11	10	9
06:45	8	254	37	55	35	18	51	56	7	5	23	9	3	14	8	14
07:00	14	349	50	58	38	20	45	58	6	2	15	8	8	20	13	22
07:15	27	390	41	57	34	19	45	59	6	2	14	10	5	15	12	9
07:30	15	343	52	68	40	29	51	58	9	0	10	6	8	16	11	10
07:45	21	389	44	74	27	22	54	69	14	5	16	9	7	26	18	12
08:00	32	429	53	68	37	21	51	72	14	5	24	20	12	30	15	16
08:15	33	471	52	62	32	20	55	58	16	7	21	16	12	24	31	25
08:30	24	455	67	97	34	22	65	89	19	5	26	29	17	37	15	17
08:45	32	571	77	96	50	34	77	94	27	9	22	32	18	31	23	24
09:00	24	638	72	97	55	36	61	82	25	12	42	31	22	39	31	19
09:15	38	662	79	93	39	34	82	107	19	6	34	24	22	43	19	21
09:30	33	655	78	84	52	31	81	107	25	7	20	26	31	54	24	27
09:45	29	676	80	90	40	26	71	101	25	9	30	40	26	55	47	31
10:00	42	713	79	113	59	44	88	103	32	14	39	41	30	47	23	36
10:15	43	791	91	110	72	43	90	128	30	10	29	38	27	54	34	36

TCS 2566 Traffic Counts

32	824														
10:30		91	113	47	38	116	143	26	9	38	37	24	51	33	32
47	845														
10:45		97	124	64	49	122	137	27	13	36	47	34	60	47	29
36	922														
11:00		103	120	63	45	110	145	32	11	38	47	27	60	40	41
44	926														
11:15		104	112	56	46	95	119	28	13	52	53	33	57	35	29
35	867														
11:30		107	123	50	39	123	156	43	12	48	41	32	54	36	41
46	951														
11:45		118	120	71	53	106	141	43	15	37	54	28	44	43	40
53	966														
12:00		117	127	51	46	105	134	41	15	46	53	25	51	24	37
38	910														
12:15		104	133	69	45	121	142	32	14	43	46	42	63	42	37
38	971														
12:30		92	93	49	42	113	134	38	14	41	43	34	45	35	32
54	859														
12:45		110	122	68	47	124	128	41	16	42	49	30	59	48	43
46	973														
13:00		99	106	50	49	95	121	41	12	44	45	25	48	38	38
39	850														
13:15		106	124	36	34	126	145	38	11	35	46	29	40	29	34
43	876														
13:30		96	101	39	31	106	137	34	13	44	41	24	52	30	37
45	830														
13:45		98	105	47	33	98	119	34	19	49	42	32	44	25	37
45	827														
14:00		99	104	41	34	128	139	39	15	37	44	21	44	30	32
31	838														
14:15		84	100	32	26	120	131	43	9	39	47	29	45	36	48
44	833														
14:30		101	111	54	37	91	126	35	6	27	38	23	41	25	32
42	789														
14:45		83	108	38	23	97	119	37	9	44	48	20	30	24	34
30	744														
15:00		92	102	33	26	98	118	39	12	40	29	31	51	25	36
43	775														
15:15		97	92	45	28	89	98	35	12	35	35	21	43	22	26
42	720														
15:30		84	97	44	27	111	128	37	7	43	46	19	42	21	33
44	783														
15:45		85	99	65	49	90	110	34	10	35	36	19	36	23	37
50	778														
16:00		91	112	39	32	90	107	37	5	32	35	26	47	23	40
29	745														
16:15		82	107	59	38	73	91	35	10	41	36	20	39	27	30
36	724														
16:30		116	125	37	26	97	118	38	11	28	33	22	41	20	28
37	777														
16:45		93	109	52	45	95	102	30	12	36	34	23	37	21	22
36	747														
17:00		108	115	56	38	81	99	32	10	37	25	22	33	27	20
27	730														
17:15		116	126	61	42	102	115	35	8	27	24	23	42	25	32
37	815														
17:30		90	100	49	35	103	121	25	16	39	47	31	46	20	28
37	787														
17:45		90	101	51	34	98	111	42	11	34	34	20	35	28	21
36	746														
18:00		71	90	41	40	84	97	26	8	43	26	28	39	19	31
27	670														
18:15		84	94	46	31	81	99	35	7	34	26	32	42	26	35
40	712														
18:30		84	102	64	42	94	105	27	11	30	37	17	44	23	20
44	744														
18:45		75	95	58	34	75	93	30	9	34	23	18	33	13	33

TCS 2566 Traffic Counts

33	656														
19:00		87	96	51	43	73	80	29	9	25	15	23	49	23	26
25	654														
19:15		77	94	38	24	67	84	24	8	33	25	18	26	25	29
39	611														
19:30		58	75	36	27	65	76	20	6	29	23	13	38	11	14
24	515														
19:45		63	80	36	30	61	65	28	8	31	37	9	24	21	17
24	534														
20:00		48	73	31	26	54	77	16	9	27	20	20	38	15	26
22	502														
20:15		48	73	36	28	59	61	23	10	27	19	12	26	19	15
18	474														
20:30		50	62	41	24	50	69	19	6	22	19	8	27	15	18
10	440														
20:45		39	50	18	12	53	65	21	6	20	15	10	27	16	15
21	388														
21:00		41	65	34	17	57	57	14	4	19	15	8	22	9	17
16	395														
21:15		40	60	23	14	65	68	19	4	17	14	11	18	10	15
14	392														
21:30		41	53	24	19	42	55	13	6	25	11	6	28	10	14
16	363														
21:45		42	55	20	19	60	69	12	5	22	18	10	16	19	14
17	398														
22:00		41	47	21	15	49	53	12	7	17	20	11	17	10	12
9	341														
22:15		36	65	22	16	66	76	17	4	19	21	5	16	17	13
6	399														
22:30		37	45	29	22	49	49	10	4	22	16	7	19	4	10
18	341														
22:45		35	60	31	20	46	52	10	4	21	15	7	17	16	10
11	355														
23:00		37	52	25	14	54	63	10	2	12	9	4	10	14	15
5	326														
23:15		34	62	32	15	47	49	20	3	13	8	5	16	15	15
13	347														
23:30		36	48	24	15	39	56	12	1	18	5	8	20	8	10
7	307														
23:45		35	49	23	9	46	55	8	0	14	9	5	19	14	9
13	308														
24:00		36	50	26	10	35	42	6	0	13	13	4	9	11	12
7	274														

Approach 1 AM peak 3710 10:45 - 11:45 PM peak 3653 12:00 - 13:00 Daily
 Total 48135

On Sunday, 13 October 2013

Approach 1	1	2	3	4	5	6	8	9	10	11	12	13	14	15
16														
00:15	25	37	20	12	33	31	5	2	13	8	4	8	11	10
5	224													
00:30	25	44	20	8	33	38	12	1	11	7	4	12	5	17
7	244													
00:45	28	38	19	13	34	29	10	2	10	3	2	9	5	5
3	210													
01:00	19	30	17	11	26	27	3	2	9	5	2	9	2	4
3	169													
01:15	22	30	13	7	19	14	6	2	4	5	3	6	2	4
3	140													
01:30	23	29	16	11	24	22	2	0	6	2	0	2	2	3
5	147													
01:45	7	16	8	5	18	16	1	0	3	3	2	7	6	4
3	99													
02:00	12	17	9	7	17	18	1	0	0	7	2	4	1	5
3	103													
02:15	5	30	9	6	6	10	3	0	1	1	0	2	2	8

TCS 2566 Traffic Counts

02:30	7	90	7	16	7	3	9	9	2	0	4	1	1	1	3	0
02:45	3	66	9	16	4	2	8	12	6	0	3	3	0	4	0	2
03:00	1	70	3	25	11	7	8	11	5	0	5	1	0	1	1	5
03:15	4	87	7	14	6	4	9	18	6	0	4	1	1	3	3	2
03:30	5	83	11	18	4	2	7	7	4	0	2	4	0	8	1	3
03:45	2	73	6	12	5	3	13	10	3	0	1	0	1	2	7	2
04:00	4	69	5	12	4	3	10	8	3	0	3	2	0	1	3	3
04:15	3	60	6	13	4	2	9	10	0	0	2	2	0	2	2	4
04:30	2	58	4	11	3	3	10	14	1	1	0	3	1	4	2	1
04:45	1	59	7	20	6	2	11	11	0	1	1	2	1	6	3	1
05:00	0	72	7	15	4	1	12	14	3	0	0	2	1	6	1	2
05:15	1	69	9	18	3	2	12	18	2	0	2	3	0	2	1	1
05:30	6	79	8	15	6	3	14	10	2	0	1	1	0	2	7	2
05:45	4	75	15	20	9	6	13	19	1	0	7	1	0	4	5	1
06:00	4	105	11	22	5	2	15	15	2	1	10	1	1	2	8	4
06:15	4	103	12	21	13	7	13	22	1	0	7	4	2	7	3	6
06:30	4	122	16	25	10	7	14	27	5	2	11	6	2	13	6	9
06:45	9	162	21	29	18	8	21	25	3	4	10	7	1	11	7	5
07:00	11	181	14	28	12	8	23	22	7	1	5	2	3	8	8	12
07:15	7	160	9	17	18	9	17	30	7	0	7	4	5	7	10	5
07:30	7	152	14	32	17	8	19	28	5	2	4	7	1	9	9	7
07:45	5	167	22	36	15	12	33	34	8	1	5	10	4	13	10	2
08:00	11	216	26	49	25	13	31	42	9	2	18	7	9	17	5	17
08:15	12	282	24	42	30	16	34	35	10	0	12	9	5	13	16	7
08:30	14	267	35	53	31	15	39	54	17	2	24	13	11	26	12	8
08:45	15	355	34	67	38	17	49	56	10	1	16	16	14	22	19	17
09:00	18	394	50	76	32	25	44	53	10	4	28	16	16	26	20	14
09:15	35	449	44	59	30	19	51	56	22	4	30	21	15	30	18	11
09:30	22	432	59	69	33	17	53	72	12	4	27	20	16	36	26	12
09:45	32	488	65	81	41	31	67	90	28	7	25	29	20	36	28	26
10:00	33	607	56	79	34	21	66	91	23	9	37	29	37	55	24	28
10:15	29	618	61	76	53	32	55	75	13	11	35	20	19	42	26	17
10:30	27	562	50	82	39	27	68	96	21	8	24	29	19	37	29	16
10:45	38	583	75	89	45	27	84	109	25	5	30	13	26	40	30	30

TCS 2566 Traffic Counts

37	665														
11:00		72	83	43	34	87	101	21	6	31	28	22	39	22	27
40	656														
11:15		72	77	35	21	70	108	35	10	41	46	17	49	26	22
55	684														
11:30		80	91	50	37	91	108	28	7	30	31	25	49	35	31
34	727														
11:45		75	94	51	37	91	107	33	6	32	29	19	32	27	34
39	706														
12:00		73	93	46	41	91	121	33	13	45	45	21	42	39	42
43	788														
12:15		87	102	33	24	97	96	30	6	32	47	24	45	24	48
44	739														
12:30		96	112	58	45	92	116	31	9	37	30	23	38	25	45
34	791														
12:45		94	106	38	22	90	112	27	4	28	32	17	40	33	39
27	709														
13:00		88	109	55	32	96	103	25	8	28	37	23	34	29	35
28	730														
13:15		67	85	42	32	88	95	37	11	30	42	32	58	17	35
29	700														
13:30		88	96	39	33	95	108	32	10	29	41	18	28	28	38
37	720														
13:45		68	103	44	34	103	127	33	7	30	36	19	38	20	33
31	726														
14:00		78	93	42	33	86	102	20	9	39	36	23	50	16	36
24	687														
14:15		82	101	31	25	69	94	28	7	35	33	19	40	27	34
30	655														
14:30		66	89	40	29	76	98	34	4	24	21	20	35	19	24
28	607														
14:45		75	95	47	37	75	85	14	6	33	29	17	31	24	31
35	634														
15:00		81	84	50	31	74	91	28	8	31	37	19	33	24	26
30	647														
15:15		79	96	44	31	70	88	24	4	26	29	17	36	21	24
29	618														
15:30		61	86	50	34	67	84	26	9	35	39	15	31	23	25
45	630														
15:45		69	86	40	22	87	107	21	6	39	44	12	32	26	29
30	650														
16:00		74	89	38	32	74	84	28	7	41	32	20	32	16	28
23	618														
16:15		75	84	44	25	87	108	19	3	24	27	14	39	23	23
30	625														
16:30		59	83	43	33	86	76	20	3	28	27	15	30	20	25
27	575														
16:45		65	88	45	29	77	82	26	8	33	25	15	30	20	13
28	584														
17:00		59	84	49	29	62	88	24	10	30	29	11	27	21	22
23	568														
17:15		78	103	55	38	74	92	32	7	33	30	14	31	20	23
24	654														
17:30		74	94	60	35	63	83	26	10	36	31	15	34	18	23
32	634														
17:45		80	95	54	38	68	94	28	9	36	25	14	24	16	15
25	621														
18:00		59	94	37	35	66	67	27	10	35	23	23	38	21	14
33	582														
18:15		71	87	43	28	59	71	31	4	29	27	11	28	20	26
27	562														
18:30		55	72	47	34	59	78	26	5	24	20	16	23	21	22
35	537														
18:45		69	78	47	30	70	70	18	7	36	25	17	36	25	23
27	578														
19:00		60	73	42	30	60	68	22	8	26	13	16	36	24	20
21	519														
19:15		53	68	40	26	45	68	23	2	17	21	13	30	19	18

TCS 2566 Traffic Counts

10 453															
19:30 20 453	52	62	35	31	53	58	33	7	19	17	10	23	16	17	
19:45 24 408	39	59	32	22	55	51	21	6	27	18	10	20	17	7	
20:00 9 406	43	75	33	22	52	54	16	7	27	13	10	19	12	14	
20:15 11 423	36	54	30	23	54	72	24	8	19	21	15	25	16	15	
20:30 11 376	35	51	26	25	51	49	19	2	14	18	11	29	26	9	
20:45 15 401	46	52	30	26	50	61	26	2	21	19	8	24	11	10	
21:00 12 397	50	75	40	22	41	56	11	3	12	18	10	24	14	9	
21:15 18 353	34	46	30	22	45	57	13	6	25	11	5	17	13	11	
21:30 9 325	37	51	28	17	36	47	17	2	17	17	7	19	8	13	
21:45 9 292	33	42	19	12	38	45	8	2	17	18	7	17	11	14	
22:00 9 292	36	47	18	10	42	54	13	3	14	10	4	9	11	12	
22:15 7 290	29	51	27	16	30	41	19	2	14	11	5	17	8	13	
22:30 11 278	28	47	17	11	41	41	9	3	16	12	7	15	9	11	
22:45 9 212	21	49	11	11	26	26	11	2	11	7	6	13	4	5	
23:00 3 173	16	34	19	10	25	22	7	1	6	6	4	7	7	6	
23:15 6 128	9	14	13	12	15	14	2	3	5	4	5	16	8	2	
23:30 6 100	7	18	12	9	7	9	6	1	9	6	3	4	2	1	
23:45 4 92	3	14	10	5	14	18	6	0	2	5	0	5	4	2	
24:00 6 119	5	28	17	11	14	14	4	0	7	3	2	3	2	3	

Approach 1 AM peak 2905 11:00 - 12:00 PM peak 2969 12:00 - 13:00 Daily
 Total 36848

On Monday, 14 October 2013														
Approach 1 16	1	2	3	4	5	6	8	9	10	11	12	13	14	15
00:15 3 88	7	13	5	3	18	16	10	0	4	5	1	3	0	0
00:30 2 50	2	9	3	2	7	9	2	0	6	2	0	3	2	1
00:45 1 46	2	11	3	4	6	15	0	0	1	0	1	1	1	0
01:00 2 55	4	8	4	2	9	13	1	0	4	4	0	2	0	2
01:15 2 30	1	4	1	1	6	5	2	0	1	3	0	1	2	1
01:30 1 42	1	6	2	1	10	9	1	0	3	1	0	4	2	1
01:45 2 43	3	5	7	5	3	7	0	1	2	1	1	4	2	0
02:00 2 27	2	6	2	1	1	4	1	1	2	1	1	1	2	0
02:15 0 22	0	2	1	1	3	7	0	0	3	0	1	3	1	0
02:30 1 32	6	7	1	0	3	8	2	0	0	2	1	1	0	0
02:45	2	13	6	2	8	11	1	0	2	1	0	0	1	0

TCS 2566 Traffic Counts

03:00	2 49	3	7	6	5	6	12	2	0	2	0	2	2	1	0
03:15	3 51	5	9	3	1	9	12	1	0	1	1	0	0	1	0
03:30	4 47	1	5	3	2	6	17	1	0	0	3	0	1	1	0
03:45	0 40	3	9	4	2	10	19	1	0	2	2	0	1	1	0
04:00	3 57	4	11	6	2	8	18	2	0	5	0	1	2	3	1
04:15	6 69	3	10	1	1	13	21	0	0	2	1	0	2	1	1
04:30	5 61	12	25	6	2	21	28	2	1	7	1	0	6	7	0
04:45	3 121	20	23	16	6	30	41	2	1	8	3	1	2	4	0
05:00	13 170	17	25	14	6	29	28	5	0	7	6	1	7	7	0
05:15	15 167	19	32	17	12	48	64	6	3	18	11	1	8	12	2
05:30	17 270	34	57	30	14	42	62	4	2	17	9	3	10	8	7
05:45	25 324	57	79	42	25	70	88	7	3	24	9	5	9	16	5
06:00	30 469	65	85	39	26	62	90	13	8	30	10	3	13	5	9
06:15	44 502	65	90	39	21	62	86	10	9	34	19	2	15	17	8
06:30	33 510	61	88	45	27	67	92	9	11	33	16	6	21	12	16
06:45	52 556	118	131	69	41	79	118	20	8	34	19	13	24	13	17
07:00	37 741	99	145	75	48	60	100	12	13	38	27	14	27	13	28
07:15	57 756	90	125	72	46	88	113	14	15	56	23	15	28	16	17
07:30	64 782	114	139	55	41	102	131	37	20	50	29	19	36	19	20
07:45	45 857	93	122	55	28	115	163	28	18	56	29	31	47	25	32
08:00	60 902	145	143	69	41	92	128	45	16	63	32	36	48	22	49
08:15	83 1012	113	113	61	41	112	142	30	22	54	38	40	57	22	26
08:30	53 924	124	148	80	53	96	113	44	27	54	30	33	51	30	25
08:45	50 958	99	115	58	46	100	126	36	12	48	24	52	78	32	26
09:00	54 906	118	121	84	51	89	116	45	17	54	38	45	69	28	30
09:15	49 954	110	117	44	30	83	117	41	9	36	35	34	64	19	34
09:30	44 817	88	114	47	38	96	128	28	8	36	42	17	40	20	30
09:45	40 772	86	114	67	42	92	109	36	11	34	30	24	49	21	30
10:00	36 781	86	117	54	38	78	112	29	8	35	33	15	33	26	22
10:15	39 725	90	107	38	30	104	128	25	9	23	23	26	40	27	31
10:30	25 726	78	105	54	31	76	101	33	11	28	36	21	35	16	28
10:45	29 682	81	101	44	25	98	111	37	10	31	34	19	39	22	26
11:00	26 704	93	104	48	33	76	101	32	11	30	33	21	39	28	25
11:15	40 714	87	105	51	31	110	127	32	9	34	26	18	39	26	26

TCS 2566 Traffic Counts

33	754														
11:30		94	120	60	41	101	129	27	9	33	30	20	26	33	40
25	788														
11:45		89	113	43	29	99	122	19	7	28	36	20	34	18	29
33	719														
12:00		81	90	57	32	91	127	34	10	29	32	15	29	25	27
30	709														
12:15		101	103	55	37	88	123	26	9	24	41	26	43	24	45
36	781														
12:30		93	113	40	31	97	123	31	9	34	39	18	36	29	31
28	752														
12:45		95	96	39	25	90	110	28	7	30	28	23	38	25	29
30	693														
13:00		99	94	59	38	100	127	31	9	29	39	21	35	18	41
23	763														
13:15		96	125	55	30	106	123	30	11	27	27	28	43	25	33
26	785														
13:30		103	121	41	32	81	124	34	11	38	45	18	32	27	36
25	768														
13:45		82	97	59	40	91	122	37	10	30	31	19	28	24	29
28	727														
14:00		122	130	65	43	104	114	33	11	34	38	18	33	23	35
36	839														
14:15		109	115	48	32	84	103	23	12	30	46	22	40	35	29
34	762														
14:30		139	131	59	44	113	152	51	12	32	41	29	45	21	21
36	926														
14:45		110	120	52	47	93	116	35	5	51	37	34	61	32	22
35	850														
15:00		109	110	46	35	121	142	36	11	36	37	35	50	31	24
40	863														
15:15		88	107	74	54	112	144	49	15	47	47	41	68	36	38
30	950														
15:30		102	113	63	45	108	117	51	8	46	45	47	70	37	33
41	926														
15:45		115	124	71	35	124	160	50	7	61	45	35	62	30	30
36	985														
16:00		135	134	78	55	107	140	44	15	42	49	48	76	35	36
60	1054														
16:15		115	112	54	33	120	145	59	10	36	37	38	63	35	33
41	931														
16:30		114	116	56	43	129	152	58	13	40	38	50	67	38	48
48	1010														
16:45		117	132	43	33	128	150	51	11	35	43	40	61	36	56
42	978														
17:00		108	123	70	55	133	159	54	13	46	41	50	62	21	45
42	1022														
17:15		114	130	67	39	108	135	42	17	49	41	42	57	29	29
47	946														
17:30		114	124	51	33	147	158	47	18	50	29	43	66	36	42
69	1027														
17:45		110	118	57	36	118	138	49	16	48	47	42	64	36	19
39	937														
18:00		135	147	63	36	121	148	52	12	41	39	41	60	26	24
43	988														
18:15		109	124	58	44	89	107	54	15	37	31	35	50	28	31
40	852														
18:30		110	117	71	46	115	115	55	10	31	34	33	55	29	27
38	886														
18:45		96	103	58	39	77	83	40	5	21	23	30	40	37	29
33	714														
19:00		88	95	64	36	62	74	34	9	23	18	28	40	25	22
30	648														
19:15		64	75	39	25	62	74	33	12	37	18	21	38	18	10
22	548														
19:30		78	74	45	34	65	76	26	9	35	19	18	31	26	23
20	579														
19:45		55	69	29	15	60	72	28	7	41	18	22	29	16	15

TCS 2566 Traffic Counts

20:00	496	52	58	35	21	59	69	18	3	18	20	10	23	9	12
20:15	424	38	53	34	25	53	55	28	7	19	20	8	24	10	17
20:30	402	46	68	30	17	57	64	21	4	18	13	10	24	14	10
20:45	420	45	53	27	17	36	51	22	5	15	23	10	18	11	18
21:00	366	25	45	27	20	49	58	16	3	18	12	5	17	16	9
21:15	338	41	52	33	19	45	56	10	4	25	12	10	19	10	14
21:30	370	35	43	29	13	49	56	17	3	19	10	12	24	13	15
21:45	351	44	53	27	22	54	49	14	4	15	19	10	18	13	18
22:00	375	47	61	33	23	27	38	13	0	13	15	6	27	12	25
22:15	351	36	50	19	9	33	40	6	3	9	15	3	16	4	10
22:30	262	39	39	29	15	25	35	8	1	10	11	2	11	7	16
22:45	252	25	47	20	13	21	24	10	1	14	8	5	11	9	8
23:00	226	22	38	16	6	24	16	10	0	10	3	5	14	7	6
23:15	180	14	31	16	9	12	23	9	0	12	7	3	8	5	4
23:30	158	10	19	8	4	20	30	5	0	10	4	3	8	7	0
23:45	131	9	13	8	6	14	13	3	1	7	6	3	3	3	2
24:00	96	5	11	11	8	18	20	9	1	3	3	2	4	3	3
24:04	105														

Approach 1 AM peak 3800 07:45 - 08:45 PM peak 3980 15:30 - 16:30 Daily
 Total 52374

TCS 3022 LX Data

SLOT47=5,1,1!INT=3022!VC=5!CS=341!PK=/ZSL=0!
COM=NET,H!CTYPE=C12V5R78S113!
LS=ON!
IK=!
S#=20!LM=MF!RMN=0!DCL=0!
VOLS=1-24!
AT=6!BT=6!CT=6!DT=6!ET=6!
W1=6!W1T=16!
PP1=49,83D!PP2=91,91D!
PP3=93,61D!PP4=-91,-91D!

I=3022!PLAN=1!SF=Z-!XSF=0!
A=0PDFGB!
B=24FGC!
C=12TGFGD!
D=20TGA!
E=1A!

SS=20!LCL=42!HCL=130!SCL=60,0!KCL=0!ZSS=0!
SK=DDNAOVIFBF!
XCL=110!SZ=90,96!SMX=/
FCL=30,40,45,50,60,70,75,80,90,100,110,115,120,125,130,140!
PS1=42^,60!PS2=70,120!PS3=70,120!PS4=70,120!
LP1=0!
LP2=0!
LP3=0!
LP4=0!

TCS 3022 Traffic Counts

Tuesday, 08 October 2013

approach - detector(s)...

Approach	1	2	4	5	6	8	9	10	11	12	
00:15	3	25	2	4	22	0	0	4	0	2	62
00:30	1	31	0	10	29	0	1	1	0	0	73
00:45	0	25	3	5	23	0	0	1	1	0	58
01:00	1	21	1	16	37	0	1	1	0	0	78
01:15	1	18	2	12	29	0	1	2	1	0	66
01:30	2	13	1	17	19	0	1	2	0	1	56
01:45	2	14	2	7	19	0	0	1	1	0	46
02:00	1	11	1	4	10	0	0	3	0	0	30
02:15	1	11	1	4	15	0	1	4	0	1	38
02:30	1	16	2	3	13	0	0	2	0	1	38
02:45	2	18	0	1	15	0	1	6	0	0	43
03:00	0	17	1	2	12	0	0	0	0	1	33
03:15	1	24	1	0	9	0	0	0	0	2	37
03:30	0	32	3	0	6	0	0	1	1	3	46
03:45	2	34	0	3	7	0	2	1	1	3	53
04:00	1	34	0	3	9	0	0	1	1	1	50
04:15	1	44	2	4	18	0	0	1	1	1	72
04:30	3	50	2	6	23	0	0	3	0	5	92
04:45	9	80	5	4	29	0	1	1	1	7	137
05:00	8	73	4	5	37	0	1	4	2	3	137
05:15	9	91	3	7	35	0	1	5	2	8	161
05:30	18	136	8	20	73	0	3	10	8	16	292
05:45	25	138	9	30	88	1	1	14	6	16	328
06:00	37	133	17	22	94	1	7	15	12	12	350
06:15	29	136	7	32	104	0	3	11	20	14	356
06:30	31	137	17	36	118	1	6	13	14	20	393
06:45	43	151	30	62	137	1	6	21	18	33	502
07:00	38	164	31	68	156	1	10	12	12	31	523
07:15	52	153	34	58	160	3	11	17	29	35	552
07:30	58	192	31	63	189	0	12	24	24	31	624
07:45	80	181	47	68	170	1	24	30	27	47	675
08:00	46	198	43	84	177	0	20	27	27	57	679
08:15	47	152	55	88	161	2	26	28	25	38	622
08:30	52	192	46	102	163	2	28	27	33	43	688
08:45	45	173	34	105	136	2	39	31	38	44	647
09:00	55	173	36	84	154	0	25	30	32	32	621
09:15	44	161	28	60	128	1	20	29	20	34	525
09:30	33	173	25	64	126	2	23	29	20	12	507
09:45	32	168	21	63	122	2	26	37	12	27	510
10:00	34	144	21	79	116	0	17	34	12	21	478
10:15	32	165	14	55	122	1	16	19	11	13	448
10:30	42	165	10	45	105	2	13	35	18	13	448
10:45	37	172	10	53	112	1	17	35	14	12	463
11:00	46	182	18	69	110	0	17	29	20	19	510
11:15	27	164	9	53	114	0	18	34	18	18	455
11:30	32	178	24	51	139	2	17	28	13	24	508
11:45	32	191	12	50	101	0	15	30	18	21	470
12:00	23	159	13	69	133	1	22	33	24	16	493
12:15	37	191	18	63	125	2	24	26	23	10	519
12:30	31	178	14	59	134	1	17	27	17	14	492
12:45	31	181	13	58	141	1	23	31	17	16	512
13:00	44	164	18	73	122	0	30	40	16	16	523
13:15	44	170	11	67	136	1	25	30	16	15	515
13:30	33	191	22	53	137	0	23	29	22	20	530
13:45	57	159	17	65	121	1	20	43	16	20	519
14:00	47	170	16	95	141	2	23	37	19	23	573
14:15	54	179	25	67	169	0	20	36	25	24	599
14:30	60	171	18	68	157	4	33	45	16	37	609
14:45	50	186	41	79	148	2	30	44	21	30	631
15:00	48	158	30	80	150	2	42	43	18	31	602
15:15	57	179	25	81	133	2	41	44	39	36	637
15:30	55	188	25	47	106	1	35	34	33	45	569
15:45	56	167	29	73	139	7	42	41	19	53	626
16:00	66	188	37	49	124	2	31	38	33	55	623

TCS 3022 Traffic Counts

16:15	34	159	24	57	124	1	49	52	25	43	568
16:30	42	222	32	60	152	2	30	33	29	53	655
16:45	35	207	38	73	132	3	34	39	26	48	635
17:00	47	188	35	69	147	2	37	51	14	46	636
17:15	62	200	29	77	155	2	42	52	29	48	696
17:30	90	130	37	77	177	5	44	41	52	60	713
17:45	107	144	39	59	165	4	46	44	39	43	690
18:00	44	177	36	85	152	0	36	28	30	38	626
18:15	45	149	23	86	164	1	33	32	17	34	584
18:30	33	150	29	86	156	0	18	21	24	25	542
18:45	33	146	25	44	123	1	22	26	21	31	472
19:00	16	112	23	57	133	0	17	15	15	14	402
19:15	24	115	20	42	89	4	19	20	20	22	375
19:30	22	105	19	38	96	1	20	18	11	19	349
19:45	27	98	15	46	92	0	12	22	11	7	330
20:00	12	88	17	41	79	0	12	16	12	20	297
20:15	16	77	8	31	79	0	10	22	7	20	270
20:30	17	105	15	34	75	2	11	10	10	9	288
20:45	9	84	8	36	77	0	6	8	14	16	258
21:00	15	79	10	33	65	0	4	8	6	5	225
21:15	14	81	11	30	76	1	12	12	9	11	257
21:30	12	110	5	26	77	1	8	12	7	8	266
21:45	14	76	9	26	56	0	8	12	9	6	216
22:00	14	67	16	24	81	0	6	9	7	13	237
22:15	11	72	8	25	49	1	7	13	6	7	199
22:30	15	69	12	31	60	0	5	17	4	4	217
22:45	12	52	11	25	53	0	4	12	5	5	179
23:00	8	40	3	8	40	0	4	9	3	3	118
23:15	4	37	4	7	32	0	3	8	3	1	99
23:30	3	35	3	4	16	0	3	5	1	3	73
23:45	3	36	4	5	20	0	2	5	1	1	77
24:00	2	21	2	3	11	0	0	4	1	3	47

Approach 1 AM peak 2664 07:30 - 08:30 PM peak 2735 16:45 - 17:45 Daily
 Total 35748

On Wednesday, 09 October 2013

Approach 1	1	2	4	5	6	8	9	10	11	12	
00:15	4	36	1	4	12	0	1	2	3	3	66
00:30	0	26	3	4	9	0	1	1	2	1	47
00:45	2	30	0	4	14	0	0	3	3	1	57
01:00	1	21	0	1	10	0	0	0	0	0	33
01:15	1	19	1	1	6	0	2	2	1	0	33
01:30	2	16	3	1	5	0	0	2	2	0	31
01:45	0	18	0	1	7	0	0	2	1	1	30
02:00	1	24	0	2	10	0	1	5	1	1	45
02:15	0	15	0	0	7	0	2	3	1	2	30
02:30	0	23	0	0	4	0	0	3	1	0	31
02:45	1	20	0	1	5	0	1	4	0	2	34
03:00	2	19	2	1	4	0	0	3	0	2	33
03:15	2	29	0	1	4	0	2	0	1	2	41
03:30	0	30	2	1	3	0	0	3	1	1	41
03:45	0	21	1	0	6	0	0	2	0	1	31
04:00	2	40	0	3	16	0	1	1	0	1	64
04:15	5	51	2	1	17	0	1	1	0	3	81
04:30	4	56	2	6	23	0	0	2	0	4	97
04:45	11	84	2	6	45	0	2	5	2	10	167
05:00	7	83	6	11	33	0	2	8	2	8	160
05:15	10	108	10	15	41	0	1	5	5	9	204
05:30	24	122	3	21	72	0	5	10	9	12	278
05:45	34	171	22	33	109	0	3	14	10	19	415
06:00	46	159	23	36	115	1	4	12	16	10	422
06:15	36	138	17	34	97	0	6	26	17	28	399
06:30	40	174	20	51	138	1	9	21	18	22	494
06:45	37	169	26	70	149	0	13	18	29	27	538
07:00	32	167	25	67	150	1	9	14	10	21	496
07:15	51	163	29	78	154	1	8	18	24	39	565

TCS 3022 Traffic Counts

07:30	52	205	36	71	161	0	17	21	26	47	636
07:45	45	191	41	81	189	1	16	30	20	46	660
08:00	57	182	50	87	167	2	15	28	35	52	675
08:15	56	148	52	91	141	1	18	29	41	49	626
08:30	79	170	40	105	162	0	34	35	33	43	701
08:45	68	167	46	98	162	2	52	29	45	35	704
09:00	29	170	32	88	155	2	25	21	31	24	577
09:15	55	171	41	71	124	1	22	40	16	22	563
09:30	32	154	30	65	134	1	17	24	27	32	516
09:45	41	179	24	49	122	0	24	32	12	31	514
10:00	29	179	20	48	117	1	21	30	20	30	495
10:15	34	164	12	56	113	1	13	31	16	18	458
10:30	34	172	10	69	121	1	15	32	23	17	494
10:45	35	164	11	59	128	1	17	28	13	21	477
11:00	39	188	13	69	126	1	16	27	17	14	510
11:15	26	194	10	61	110	1	22	35	16	20	495
11:30	29	158	10	69	118	1	22	23	11	13	454
11:45	10	187	11	56	115	1	20	19	16	23	458
12:15	12	103	10	31	70	0	9	16	10	12	273
12:30	20	174	11	49	137	1	16	32	22	16	478
12:45	25	186	24	58	121	0	19	34	13	13	493
13:00	21	192	16	56	158	1	33	32	9	15	533
13:15	48	208	20	59	134	1	22	28	24	21	565
13:30	51	179	21	56	124	0	20	47	11	22	531
13:45	42	194	21	83	149	0	16	35	22	22	584
14:00	44	167	10	65	125	0	20	32	22	13	498
14:15	37	185	30	49	152	0	18	29	27	25	552
14:30	39	189	16	64	139	0	15	27	15	27	531
14:45	39	191	31	82	141	3	29	37	21	32	606
15:00	44	202	34	76	139	3	43	37	27	33	638
15:15	58	156	30	92	134	5	42	46	38	50	651
15:30	55	180	38	107	118	1	34	43	38	45	659
15:45	63	185	33	98	128	2	35	35	31	39	649
16:00	59	207	42	73	141	2	33	30	43	44	674
16:15	60	170	43	78	149	3	53	62	41	51	710
16:30	89	135	28	82	160	1	36	37	50	63	681
16:45	86	75	38	94	153	4	45	47	53	46	641
17:00	106	132	45	64	151	5	36	39	50	48	676
17:15	59	203	34	86	160	1	36	46	32	50	707
17:30	108	116	37	97	146	4	49	47	54	69	727
17:45	40	199	31	86	162	5	42	41	33	33	672
18:00	62	175	34	74	155	1	33	35	34	45	648
18:15	39	163	23	68	140	0	24	32	28	39	556
18:30	32	178	31	84	150	2	31	28	31	25	592
18:45	36	110	21	71	131	0	22	22	19	29	461
19:00	29	125	19	66	120	2	24	23	13	25	446
19:15	25	119	16	66	121	0	17	22	17	24	427
19:30	23	113	19	55	116	2	17	24	23	20	412
19:45	20	88	18	35	95	1	18	29	12	20	336
20:00	26	84	13	50	80	0	13	12	9	17	304
20:15	18	94	12	35	95	1	10	13	10	11	299
20:30	15	85	13	52	92	2	16	21	13	11	320
20:45	23	97	7	24	68	0	4	21	12	7	263
21:00	22	85	11	36	75	1	13	12	7	8	270
21:15	11	89	9	45	96	0	14	10	9	6	289
21:30	10	97	17	28	78	1	3	10	13	22	279
21:45	16	91	18	33	86	0	6	27	13	11	301
22:00	14	73	9	26	75	0	16	19	5	9	246
22:15	8	62	5	26	72	0	5	16	12	5	211
22:30	18	60	9	28	86	0	6	9	6	5	227
22:45	5	51	6	22	45	0	4	12	4	6	155
23:00	5	41	7	18	45	0	5	12	3	1	137
23:15	6	52	5	4	24	0	4	7	3	1	106
23:30	6	29	5	7	17	0	1	9	3	1	78
23:45	4	31	3	6	13	0	1	6	3	1	68
24:00	1	34	3	5	13	0	2	3	3	1	65

Approach 1 AM peak 2706 07:45 - 08:45 PM peak 2782 16:45 - 17:45 Daily

TCS 3022 Traffic Counts

Total 36201

On Thursday, 10 October 2013
Approach 1

	1	2	4	5	6	8	9	10	11	12	
00:15	1	30	1	3	14	0	3	2	4	3	61
00:30	1	39	5	9	7	0	0	3	1	1	66
00:45	2	19	0	2	7	1	3	4	0	5	43
01:00	2	21	1	3	11	0	0	2	0	0	40
01:15	0	19	2	2	11	0	1	0	1	1	37
01:30	1	15	2	4	6	0	0	3	0	0	31
01:45	2	19	0	1	8	0	1	3	2	0	36
02:00	1	16	1	2	5	0	0	4	2	0	31
02:15	1	18	0	0	8	0	1	3	1	3	35
02:30	1	16	0	0	4	0	0	3	0	0	24
02:45	3	24	0	2	9	0	0	4	1	1	44
03:00	0	19	1	2	7	0	1	2	0	2	34
03:15	0	35	2	2	4	0	0	1	0	1	45
03:30	1	25	0	0	6	0	0	1	0	0	33
03:45	2	33	1	4	9	0	1	1	1	3	55
04:00	2	33	1	5	20	0	1	5	2	1	70
04:15	3	32	2	0	24	0	0	2	1	2	66
04:30	3	60	1	7	25	0	0	2	0	6	104
04:45	14	83	4	6	35	0	1	5	0	7	155
05:00	9	81	3	7	37	0	1	5	2	8	153
05:15	15	113	3	14	51	0	3	9	4	14	226
05:30	19	138	6	16	69	0	2	9	9	16	284
05:45	46	172	19	33	99	0	7	12	8	24	420
06:00	51	135	30	37	94	1	6	13	10	13	390
06:15	30	161	17	37	90	0	5	18	25	20	403
06:30	42	176	20	50	159	1	5	21	20	20	514
06:45	49	168	25	65	150	0	13	18	18	24	530
07:00	32	191	32	76	159	1	11	21	12	30	565
07:15	54	189	29	69	157	0	11	17	16	43	585
07:30	38	213	31	74	179	0	16	23	19	46	639
07:45	50	184	37	71	165	2	26	29	30	49	643
08:00	48	192	51	87	178	0	27	33	29	51	696
08:15	40	194	57	101	169	1	28	25	34	50	699
08:30	67	190	49	94	154	2	32	29	40	46	703
08:45	45	176	36	97	154	0	40	30	44	35	657
09:00	59	175	33	97	120	1	22	38	26	32	603
09:15	34	166	26	61	144	1	21	35	25	31	544
09:30	34	174	25	54	141	2	23	30	26	19	528
09:45	35	188	22	60	120	2	24	34	14	27	526
10:00	38	187	15	68	102	0	23	32	17	23	505
10:15	29	159	12	69	100	2	16	30	13	22	452
10:30	30	169	15	43	122	1	21	29	16	24	470
10:45	37	171	19	61	130	0	21	35	14	17	505
11:00	37	167	16	66	138	1	19	38	21	19	522
11:15	44	167	18	57	117	1	20	33	15	21	493
11:30	27	190	11	59	117	2	27	28	20	13	494
11:45	35	193	11	58	113	1	21	34	10	22	498
12:00	32	176	12	70	126	0	14	32	13	22	497
12:15	41	178	18	50	129	2	21	39	9	30	517
12:30	35	179	13	51	144	1	15	23	16	20	497
12:45	30	179	15	57	136	3	18	40	16	17	511
13:00	36	163	14	64	104	0	17	24	24	20	466
13:15	24	173	17	75	131	1	23	37	17	16	514
13:30	35	214	21	56	117	0	21	41	13	18	536
13:45	38	189	16	68	121	1	18	39	12	10	512
14:00	31	186	30	73	158	0	10	26	11	25	550
14:15	37	137	13	80	150	2	18	36	22	32	527
14:30	53	178	28	77	159	2	26	40	25	29	617
14:45	54	197	32	109	144	2	29	32	31	39	669
15:00	55	153	37	104	119	3	49	49	25	28	622
15:15	44	168	30	90	142	4	41	27	27	49	622
15:30	88	185	31	93	104	4	36	40	39	46	666
15:45	91	155	37	98	144	6	33	41	39	51	695

TCS 3022 Traffic Counts

16:00	62	139	34	86	142	2	38	41	42	42	628
16:15	101	108	30	70	147	5	47	47	38	47	640
16:30	107	122	26	65	151	0	33	33	59	52	648
16:45	46	161	37	86	162	1	38	48	44	36	659
17:00	63	162	37	74	132	5	41	43	37	43	637
17:15	66	77	33	59	131	3	47	47	70	43	576
17:30	117	108	31	56	143	2	46	58	71	47	679
17:45	36	44	16	37	69	1	10	9	21	16	259
18:00	0	0	0	0	0	0	0	0	0	0	0
18:15	33	114	17	61	117	2	22	32	28	34	460
18:30	32	145	27	76	152	0	29	33	22	33	549
18:45	33	164	24	75	141	1	27	28	30	29	552
19:00	44	120	25	78	136	3	28	26	23	16	499
19:15	28	138	13	51	96	2	20	27	17	21	413
19:30	33	151	20	42	110	0	22	36	12	21	447
19:45	27	114	17	61	127	0	13	33	21	9	422
20:00	23	99	6	51	91	0	19	26	13	15	343
20:15	35	108	13	40	75	0	23	22	12	18	346
20:30	20	80	13	37	81	1	11	20	18	13	294
20:45	25	91	5	47	81	0	10	16	13	11	299
21:00	14	90	17	41	72	0	5	18	18	6	281
21:15	25	105	13	41	79	0	7	18	8	10	306
21:30	24	108	15	41	83	1	12	26	15	12	337
21:45	18	86	15	42	81	0	14	15	10	12	293
22:00	11	89	11	25	79	0	11	7	9	7	249
22:15	14	70	12	37	81	0	5	12	3	6	240
22:30	8	60	13	37	78	0	8	10	9	9	232
22:45	8	52	8	22	79	1	4	16	3	4	197
23:00	4	54	4	25	46	1	4	11	3	6	158
23:15	4	68	6	8	31	0	2	5	2	5	131
23:30	1	47	5	3	23	0	4	9	2	1	95
23:45	6	33	0	6	19	0	4	6	2	3	79
24:00	7	33	2	7	15	0	2	5	3	3	77

Approach 1 AM peak 2755 07:45 - 08:45 PM peak 2629 15:15 - 16:15 Daily
 Total 36300

On Friday, 11 October 2013
 Approach 1

	1	2	4	5	6	8	9	10	11	12	
00:15	3	34	4	6	16	0	1	2	0	1	67
00:30	3	31	2	3	12	0	2	5	1	0	59
00:45	1	19	2	1	8	0	1	3	1	0	36
01:00	0	22	0	1	11	0	0	3	0	1	38
01:15	1	20	2	1	9	0	2	2	1	1	39
01:30	0	19	1	3	6	0	1	2	0	0	32
01:45	3	23	2	0	5	1	1	4	0	0	39
02:00	2	20	0	1	3	0	1	4	0	0	31
02:15	1	15	1	2	11	0	0	4	2	2	38
02:30	0	25	1	1	11	0	2	2	0	0	42
02:45	0	19	3	0	6	0	0	1	0	1	30
03:00	2	21	0	1	4	0	2	4	0	0	34
03:15	0	22	0	1	13	0	1	3	0	3	43
03:30	1	37	0	3	21	0	1	2	0	2	67
03:45	1	40	0	5	12	0	1	4	2	4	69
04:00	2	34	3	4	17	0	0	1	3	2	66
04:15	1	43	4	5	27	0	0	2	2	3	87
04:30	6	73	3	3	23	0	0	3	0	3	114
04:45	9	82	3	12	37	0	0	6	1	11	161
05:00	8	82	3	12	41	0	1	6	4	5	162
05:15	11	95	6	11	49	1	2	6	4	10	195
05:30	39	120	10	33	77	1	3	14	12	21	330
05:45	38	155	16	38	103	0	5	15	8	22	400
06:00	46	139	22	45	95	1	3	13	7	10	381
06:15	32	145	17	38	93	0	3	13	22	23	386
06:30	55	148	17	54	117	1	6	21	12	23	454
06:45	35	159	20	59	149	0	4	19	25	20	490
07:00	35	178	36	78	170	1	9	16	12	37	572

TCS 3022 Traffic Counts

07:15	51	163	27	65	125	2	10	19	13	31	506
07:30	52	195	28	84	145	1	14	30	25	43	617
07:45	64	197	35	83	178	2	20	32	17	54	682
08:00	80	115	56	70	167	0	17	20	49	52	626
08:15	63	162	58	87	151	1	28	27	47	37	661
08:30	55	195	42	118	167	2	28	30	23	49	709
08:45	52	166	34	88	143	2	44	29	34	46	638
09:00	37	172	44	103	149	1	31	29	35	40	641
09:15	36	154	24	80	132	0	23	17	15	25	506
09:30	52	170	22	69	111	0	22	36	23	30	535
09:45	31	223	25	61	117	4	13	33	10	26	543
10:00	40	166	17	63	118	0	16	24	10	28	482
10:15	52	162	14	54	118	0	15	28	9	21	473
10:30	40	161	18	63	119	2	17	35	16	25	496
10:45	47	171	16	68	117	0	13	36	19	15	502
11:00	33	162	9	67	132	1	21	35	20	14	494
11:15	26	165	22	46	128	1	21	27	12	15	463
11:30	49	184	13	44	115	1	22	38	14	19	499
11:45	33	168	16	66	131	0	23	35	9	19	500
12:00	44	158	15	61	126	2	28	34	20	12	500
12:15	56	185	17	57	133	2	31	41	21	24	567
12:30	57	199	19	53	147	2	18	35	23	21	574
12:45	41	171	16	49	145	2	24	48	24	27	547
13:00	47	180	15	83	121	1	26	29	20	26	548
13:15	38	189	19	77	138	1	31	40	21	23	577
13:30	59	188	27	63	136	1	25	39	19	26	583
13:45	47	178	14	84	152	0	24	36	16	22	573
14:00	71	161	26	55	141	0	24	37	18	20	553
14:15	40	163	25	72	138	1	28	31	27	22	547
14:30	32	202	28	118	155	1	34	41	27	28	666
14:45	49	162	36	71	149	2	31	35	18	37	590
15:00	54	173	29	92	116	3	45	47	27	35	621
15:15	49	195	28	76	134	2	38	36	25	49	632
15:30	62	207	33	80	150	3	30	34	29	43	671
15:45	53	184	38	85	144	4	43	38	30	52	671
16:00	48	182	39	83	154	4	35	42	29	46	662
16:15	65	166	36	86	142	3	38	53	23	37	649
16:30	58	175	34	90	124	1	47	39	44	48	660
16:45	37	189	27	72	134	2	41	41	29	46	618
17:00	44	214	34	56	141	1	32	35	31	37	625
17:15	34	213	28	89	143	1	34	41	37	56	676
17:30	51	200	35	92	159	4	50	46	33	45	715
17:45	58	198	37	93	147	2	38	39	33	37	682
18:00	48	174	19	61	97	3	37	45	20	39	543
18:15	39	188	33	73	157	1	34	39	23	29	616
18:30	40	182	39	71	159	1	22	34	16	30	594
18:45	40	131	24	78	152	2	28	31	17	33	536
19:00	30	145	17	62	137	2	16	18	24	21	472
19:15	38	142	17	75	114	1	22	28	23	24	484
19:30	32	105	19	78	107	0	24	33	21	20	439
19:45	29	118	16	58	110	1	14	23	14	20	403
20:00	21	102	11	44	94	2	17	13	10	15	329
20:15	14	108	8	33	93	0	9	11	12	11	299
20:30	25	111	15	39	74	0	6	27	19	9	325
20:45	20	100	9	49	92	0	11	15	7	13	316
21:00	19	93	12	34	94	1	9	9	4	7	282
21:15	16	83	8	32	78	0	10	15	5	10	257
21:30	24	93	12	28	70	2	10	15	6	13	273
21:45	10	80	7	35	84	0	12	15	5	9	257
22:00	15	86	13	35	78	1	9	21	8	6	272
22:15	11	109	11	47	80	0	10	14	2	2	286
22:30	13	76	12	35	74	0	7	18	12	9	256
22:45	17	59	13	28	85	1	10	16	4	8	241
23:00	12	85	10	21	65	0	8	8	6	11	226
23:15	7	57	7	29	56	0	3	9	6	5	179
23:30	9	52	18	28	68	0	8	9	4	7	203
23:45	9	55	9	19	48	1	6	5	5	5	162
24:00	12	75	4	21	41	0	5	4	7	11	180

TCS 3022 Traffic Counts

Approach 1 AM peak 2678 07:30 - 08:30 PM peak 2698 16:45 - 17:45 Daily
 Total 38172

On Saturday, 12 October 2013
 Approach 1

	1	2	4	5	6	8	9	10	11	12	
00:15	5	49	9	23	53	0	2	9	6	4	160
00:30	11	43	9	21	43	0	0	7	2	3	139
00:45	5	55	7	16	31	0	0	4	10	3	131
01:00	2	34	6	13	36	0	0	5	1	2	99
01:15	2	27	3	9	37	0	1	5	2	2	88
01:30	4	25	4	9	35	0	1	6	0	1	85
01:45	2	25	4	10	29	0	0	6	2	4	82
02:00	2	27	0	9	27	0	1	6	1	3	76
02:15	1	17	2	6	24	0	0	2	1	1	54
02:30	1	27	0	9	27	0	1	3	0	1	69
02:45	1	22	0	5	14	0	0	2	0	3	47
03:00	3	22	2	8	22	0	0	4	0	2	63
03:15	2	28	1	5	22	0	1	0	1	0	60
03:30	4	26	0	9	21	0	1	1	1	0	63
03:45	1	25	1	9	25	0	0	4	0	3	68
04:00	2	23	1	9	19	0	0	1	2	2	59
04:15	0	29	1	5	11	0	0	1	1	1	49
04:30	4	39	2	5	25	0	1	4	1	3	84
04:45	4	48	3	5	24	0	3	3	0	4	94
05:00	1	36	2	8	32	0	1	6	1	5	92
05:15	4	59	1	4	23	0	0	6	2	7	106
05:30	7	70	3	8	23	0	1	8	4	7	131
05:45	8	102	5	17	65	0	1	7	1	12	218
06:00	16	80	5	9	64	0	1	8	9	11	203
06:15	15	90	3	20	39	0	3	10	4	15	199
06:30	13	87	8	25	60	0	2	14	1	10	220
06:45	17	104	4	41	57	0	3	13	9	11	259
07:00	16	97	12	34	79	0	1	10	6	13	268
07:15	12	99	10	26	64	0	4	10	8	8	241
07:30	12	103	6	32	83	0	9	19	9	23	296
07:45	25	139	14	35	79	0	7	12	4	17	332
08:00	27	117	18	39	88	1	6	15	6	14	331
08:15	17	134	12	46	95	3	11	18	6	20	362
08:30	22	115	17	44	94	0	12	30	5	27	366
08:45	39	131	24	56	105	0	12	30	13	16	426
09:00	31	127	19	50	103	1	14	25	14	20	404
09:15	37	126	14	50	104	0	10	28	23	34	426
09:30	19	138	16	31	97	0	18	31	12	33	395
09:45	43	182	12	46	110	1	18	38	14	26	490
10:00	35	139	16	50	112	3	17	40	18	28	458
10:15	31	164	22	47	126	1	17	35	15	17	475
10:30	33	192	19	65	133	0	26	35	15	21	539
10:45	47	220	16	61	155	1	24	45	20	25	614
11:00	32	203	18	70	113	2	31	45	22	21	557
11:15	36	190	14	74	135	1	26	38	20	22	556
11:30	47	207	16	48	110	0	26	42	21	29	546
11:45	21	200	19	59	131	0	39	48	17	24	558
12:00	30	217	12	66	141	2	33	40	19	29	589
12:15	32	230	20	75	148	0	20	48	21	28	622
12:30	54	195	20	72	136	1	28	27	24	31	588
12:45	37	201	20	52	116	0	26	47	19	24	542
13:00	39	180	18	61	138	3	27	35	23	28	552
13:15	41	194	20	62	142	2	33	39	23	21	577
13:30	38	227	17	69	144	2	30	48	21	31	627
13:45	29	188	23	56	140	0	29	37	24	21	547
14:00	44	205	22	59	133	2	29	35	20	19	568
14:15	37	204	18	70	131	1	26	38	21	24	570
14:30	28	189	25	61	117	1	18	34	21	18	512
14:45	25	165	21	54	124	0	24	46	24	19	502
15:00	35	169	18	67	117	1	16	40	19	22	504
15:15	34	152	19	62	103	2	20	42	24	22	480

TCS 3022 Traffic Counts

15:30	38	174	23	53	95	1	25	49	16	23	497
15:45	40	170	18	74	118	2	34	35	16	18	525
16:00	23	156	10	74	119	1	22	32	14	24	475
16:15	40	146	14	83	148	3	22	32	14	18	520
16:30	30	168	26	71	132	1	18	37	24	24	531
16:45	41	148	26	64	153	0	17	28	26	14	517
17:00	19	138	15	70	135	1	20	40	23	29	490
17:15	39	159	27	71	136	0	21	38	25	24	540
17:30	38	177	22	66	131	0	26	25	19	25	529
17:45	34	175	29	56	110	0	23	37	32	19	515
18:00	26	149	25	54	139	0	19	24	18	14	468
18:15	33	175	19	56	132	1	19	17	15	28	495
18:30	39	152	27	55	124	0	18	33	24	15	487
18:45	23	133	19	53	129	1	12	20	18	11	419
19:00	26	116	8	78	117	1	21	29	18	18	432
19:15	17	121	13	50	98	0	15	18	24	13	369
19:30	22	116	16	58	97	3	14	25	15	16	382
19:45	33	110	21	40	99	1	13	27	17	11	372
20:00	20	102	11	51	75	1	9	22	15	14	320
20:15	23	127	8	41	83	2	12	22	8	12	338
20:30	13	99	12	39	81	0	12	18	7	9	290
20:45	28	93	12	30	60	0	8	18	12	6	267
21:00	20	86	12	29	76	0	7	20	10	10	270
21:15	23	92	5	39	79	0	8	14	9	5	274
21:30	13	83	13	41	73	1	6	18	8	7	263
21:45	15	104	16	38	64	1	7	17	12	7	281
22:00	18	99	18	30	73	0	5	9	7	10	269
22:15	18	112	6	30	75	0	9	22	17	12	301
22:30	20	87	9	28	78	1	10	21	5	7	266
22:45	11	109	8	29	81	0	5	10	6	5	264
23:00	13	100	8	34	54	0	6	14	5	8	242
23:15	13	82	11	30	90	0	4	14	9	7	260
23:30	12	83	13	36	70	1	11	12	3	9	250
23:45	17	82	8	34	65	0	1	10	8	4	229
24:00	10	76	8	25	70	0	4	15	4	7	219

Approach 1 AM peak 2273 10:30 - 11:30 PM peak 2319 13:00 - 14:00 Daily
Total 32584

On Sunday, 13 October 2013

Approach 1	1	2	4	5	6	8	9	10	11	12	
00:15	11	48	10	23	46	0	5	14	4	5	166
00:30	7	52	8	36	55	0	0	7	5	4	174
00:45	6	52	3	25	59	0	2	5	4	4	160
01:00	3	48	6	25	48	0	2	8	3	1	144
01:15	2	31	5	21	33	0	4	5	3	5	109
01:30	1	30	4	22	37	0	4	5	2	4	109
01:45	4	38	2	10	24	0	4	4	2	0	88
02:00	4	31	2	13	28	0	2	4	1	4	89
02:15	0	18	2	8	26	0	2	5	0	0	61
02:30	2	21	4	3	17	0	1	4	1	0	53
02:45	3	16	3	12	25	0	0	2	1	1	63
03:00	1	20	2	11	28	0	3	2	3	1	71
03:15	3	19	5	8	19	0	1	3	0	1	59
03:30	1	19	2	10	18	0	1	4	0	2	57
03:45	1	25	3	2	17	0	1	1	0	3	53
04:00	4	23	1	10	21	0	0	0	0	0	59
04:15	1	24	0	8	12	0	1	0	1	2	49
04:30	0	23	2	1	11	1	1	3	0	2	44
04:45	0	33	0	6	26	0	1	1	0	0	67
05:00	2	21	1	5	15	0	1	1	1	0	47
05:15	0	35	0	8	23	0	1	4	0	0	71
05:30	1	28	0	6	19	0	0	2	0	2	58
05:45	2	29	1	5	26	0	1	2	1	2	69
06:00	3	32	1	5	33	0	0	2	0	2	78
06:15	2	38	1	11	22	0	0	4	4	1	83
06:30	3	55	3	10	41	0	1	4	1	4	122

TCS 3022 Traffic Counts

06:45	5	55	3	13	32	0	4	6	3	3	124
07:00	1	50	5	13	45	0	2	4	6	5	131
07:15	0	52	1	7	20	0	3	5	2	3	93
07:30	4	67	5	19	41	0	1	6	2	12	157
07:45	8	60	3	15	41	0	12	9	3	8	159
08:00	6	69	6	18	57	0	12	9	1	11	189
08:15	4	84	5	19	53	0	4	4	3	13	189
08:30	7	111	6	15	63	0	6	7	5	12	232
08:45	15	106	7	31	77	2	7	15	4	13	277
09:00	13	94	14	41	80	1	11	17	5	20	296
09:15	16	119	11	36	83	0	10	19	11	12	317
09:30	12	123	11	32	91	1	14	28	14	18	344
09:45	30	156	14	37	85	1	10	28	7	18	386
10:00	25	124	14	43	93	0	21	32	17	19	388
10:15	21	149	15	37	77	0	21	33	10	20	383
10:30	33	157	15	40	91	0	18	23	12	22	411
10:45	26	162	12	57	70	0	17	31	11	17	403
11:00	26	160	23	51	87	1	17	38	12	21	436
11:15	39	162	20	54	105	0	15	29	12	27	463
11:30	35	168	17	52	105	2	20	33	20	27	479
11:45	30	169	15	64	102	1	21	39	11	27	479
12:00	43	183	15	56	113	1	24	39	16	20	510
12:15	44	174	20	51	145	0	29	35	22	19	539
12:30	26	177	14	51	130	0	38	44	21	26	527
12:45	38	177	13	60	129	1	28	43	10	15	514
13:00	40	163	13	48	122	1	16	29	19	16	467
13:15	23	185	15	50	101	1	24	52	21	17	489
13:30	18	187	8	52	109	0	28	37	15	25	479
13:45	40	183	14	61	125	1	12	21	14	15	486
14:00	30	171	18	56	138	0	17	40	21	23	514
14:15	23	145	16	49	113	0	23	33	15	16	433
14:30	35	122	16	55	100	2	15	29	14	12	400
14:45	48	139	15	67	115	1	18	36	12	20	471
15:00	14	127	9	38	112	0	17	41	10	7	375
15:15	27	137	15	55	94	0	13	34	24	21	420
15:30	23	148	13	46	106	0	15	27	17	11	406
15:45	28	163	8	48	109	1	19	29	13	10	428
16:00	31	137	27	69	120	0	21	30	16	10	461
16:15	33	155	16	48	107	0	21	33	15	16	444
16:30	32	125	13	50	99	1	18	30	20	21	409
16:45	25	128	16	53	114	2	13	23	19	12	405
17:00	22	138	12	55	109	0	13	25	14	11	399
17:15	28	131	14	62	109	0	12	30	22	29	437
17:30	21	144	14	54	108	1	19	28	13	16	418
17:45	28	128	23	54	111	0	18	25	17	15	419
18:00	24	112	19	39	102	0	12	24	10	16	358
18:15	22	115	13	51	125	1	16	20	18	17	398
18:30	26	113	14	44	86	0	13	22	11	22	351
18:45	20	121	15	61	112	0	18	22	17	17	403
19:00	25	113	11	58	82	1	11	25	13	15	354
19:15	18	100	11	47	92	1	13	16	16	17	331
19:30	14	82	10	31	70	0	10	14	10	15	256
19:45	12	89	11	33	81	1	8	16	13	9	273
20:00	19	96	10	29	86	0	11	22	7	13	293
20:15	21	94	16	30	78	0	10	15	6	10	280
20:30	16	98	16	38	75	0	5	14	7	8	277
20:45	18	72	9	45	71	0	13	16	13	9	266
21:00	17	87	10	32	73	0	10	14	6	5	254
21:15	18	87	8	26	70	0	8	12	7	6	242
21:30	8	83	11	32	70	0	10	18	3	9	244
21:45	8	65	13	35	53	0	3	11	9	8	205
22:00	15	78	13	44	78	0	0	13	8	2	251
22:15	9	62	9	40	57	1	10	14	5	8	215
22:30	3	73	3	34	66	0	7	10	6	3	205
22:45	5	49	6	21	62	0	1	5	5	4	158
23:00	4	52	5	14	39	0	3	10	2	9	138
23:15	1	34	3	4	12	0	2	9	2	3	70
23:30	2	18	2	4	17	0	0	8	2	3	56

TCS 3022 Traffic Counts

23:45	4	23	2	2	15	0	2	4	1	1	54
24:00	1	25	4	5	15	0	4	9	4	1	68

Approach 1 AM peak 1931 11:00 - 12:00 PM peak 2047 12:00 - 13:00 Daily
 Total 25389

On Monday, 14 October 2013

Approach 1	1	2	4	5	6	8	9	10	11	12	
00:15	3	34	4	4	7	0	1	3	0	2	58
00:30	0	16	2	4	9	0	0	2	1	0	34
00:45	0	19	1	0	12	0	4	1	1	1	39
01:00	1	19	0	2	6	0	1	2	2	0	33
01:15	1	16	1	1	6	0	0	1	2	1	29
01:30	0	15	1	1	5	0	0	1	1	0	24
01:45	2	11	0	2	6	0	0	2	1	0	24
02:00	2	12	0	0	6	0	0	3	0	0	23
02:15	1	9	4	1	1	0	0	1	0	1	18
02:30	1	14	1	1	9	0	0	4	0	1	31
02:45	1	19	1	0	11	0	0	2	0	0	34
03:00	1	21	0	1	7	0	1	1	0	2	34
03:15	0	14	1	0	5	0	2	4	0	1	27
03:30	1	29	3	0	6	1	1	2	2	1	46
03:45	2	27	2	4	10	0	1	1	1	2	50
04:00	1	34	1	1	6	0	0	2	0	1	46
04:15	1	33	2	6	12	0	0	3	2	2	61
04:30	4	60	2	2	30	0	1	2	0	5	106
04:45	9	79	6	8	34	0	1	4	1	8	150
05:00	6	69	3	9	31	0	1	4	3	6	132
05:15	16	128	2	15	46	0	1	5	6	8	227
05:30	21	128	9	12	61	1	5	11	8	17	273
05:45	45	147	20	30	108	1	6	18	16	20	411
06:00	42	132	19	31	101	1	5	10	18	11	370
06:15	39	175	18	41	105	0	2	13	9	22	424
06:30	36	138	19	39	125	0	7	26	13	26	429
06:45	49	177	27	73	160	0	8	17	27	22	560
07:00	27	162	27	78	159	1	18	28	18	30	548
07:15	46	188	26	62	155	3	9	17	13	33	552
07:30	60	210	30	63	172	0	15	16	23	38	627
07:45	44	236	43	59	185	0	21	26	25	40	679
08:00	54	195	36	114	162	2	28	31	39	41	702
08:15	59	165	42	99	153	2	31	22	37	41	651
08:30	60	168	50	100	152	0	21	27	28	50	656
08:45	67	175	42	103	140	0	38	28	35	44	672
09:00	52	182	35	105	130	0	38	38	25	36	641
09:15	31	156	33	57	134	3	20	29	19	23	505
09:30	40	167	24	48	131	0	24	26	15	22	497
09:45	53	169	19	61	127	1	22	38	13	21	524
10:00	19	169	23	61	121	0	13	29	24	24	483
10:15	33	189	13	39	118	0	18	28	16	14	468
10:30	30	153	22	48	109	1	14	38	16	19	450
10:45	39	155	20	56	119	1	18	36	16	16	476
11:00	31	151	11	63	124	2	16	32	12	12	454
11:15	30	192	15	42	125	0	24	32	17	14	491
11:30	41	189	13	46	127	1	21	37	15	17	507
11:45	21	195	13	61	117	1	21	34	11	5	479
12:00	33	195	11	53	112	1	20	24	15	12	476
12:15	32	166	13	67	124	1	17	39	16	11	486
12:30	33	176	15	58	123	0	19	34	10	13	481
12:45	44	171	20	58	127	3	18	35	14	12	502
13:00	38	184	20	57	141	0	27	37	20	16	540
13:15	42	192	14	59	148	3	27	45	16	23	569
13:30	41	176	15	63	139	0	16	36	21	23	530
13:45	48	182	14	75	100	0	20	37	21	27	524
14:00	39	179	14	76	153	2	27	44	13	26	573
14:15	33	153	27	65	157	0	27	40	20	24	546
14:30	47	187	21	67	151	1	32	43	28	33	610
14:45	47	161	26	72	144	2	38	39	20	37	586

TCS 3022 Traffic Counts

15:00	75	182	36	92	139	0	33	42	24	24	647
15:15	43	190	36	86	131	4	43	41	23	40	637
15:30	57	198	35	82	145	3	36	46	35	33	670
15:45	66	181	34	106	158	2	32	30	32	49	690
16:00	53	164	38	59	149	2	27	44	30	36	602
16:15	55	176	32	84	148	2	40	45	35	42	659
16:30	51	226	32	89	174	3	33	44	24	49	725
16:45	49	207	36	78	152	3	56	61	26	59	727
17:00	55	220	33	89	139	3	26	24	31	49	669
17:15	46	199	38	86	157	3	43	35	14	48	669
17:30	71	199	52	90	176	1	24	33	46	46	738
17:45	46	179	39	102	138	3	36	43	21	45	652
18:00	45	210	32	76	153	1	35	40	27	35	654
18:15	33	145	29	92	150	1	35	36	23	33	577
18:30	44	167	35	84	160	1	32	34	27	36	620
18:45	22	128	28	44	125	1	16	20	17	28	429
19:00	16	122	14	51	108	0	19	26	20	21	397
19:15	19	105	20	48	100	0	18	19	16	23	368
19:30	17	108	17	50	92	1	15	17	21	17	355
19:45	17	98	13	43	94	2	14	16	8	18	323
20:00	22	102	15	34	69	1	19	20	15	15	312
20:15	13	97	8	35	75	0	9	18	11	3	269
20:30	14	100	9	38	76	0	8	21	9	8	283
20:45	16	81	9	35	78	0	11	12	9	4	255
21:00	14	73	10	24	67	0	5	17	5	3	218
21:15	9	72	15	31	66	0	9	13	7	11	233
21:30	13	94	12	33	80	2	11	7	9	12	273
21:45	9	69	7	28	65	0	7	17	3	11	216
22:00	13	72	8	30	82	0	11	15	8	13	252
22:15	7	64	8	25	68	0	6	10	7	5	200
22:30	2	57	7	31	66	0	5	11	5	3	187
22:45	2	40	8	29	48	0	6	9	3	5	150
23:00	2	42	8	17	48	0	1	7	1	4	130
23:15	2	33	4	14	26	0	3	10	1	2	95
23:30	3	44	5	3	21	0	5	5	1	0	87
23:45	3	26	3	6	12	0	0	5	4	4	63
24:00	2	35	4	2	11	0	0	5	1	3	63

Approach 1 AM peak 2688 07:30 - 08:30 PM peak 2803 16:30 - 17:30 Daily
 Total 36272

TCS 3327 LX Data

SLOT48=4,1,2!INT=3327!VC=5!CS=32!PK=/ZSL=0!
COM=NET,H!CTYPE=C12V5R83S118!
LS=ON!
IK=!
S#=20!LM=MF!RMN=0!DCL=0!
VOLS=1-24!
AT=6!BT=6!CT=6!DT=6!
W1=8!W1T=16!W2=8!W2T=14!
PP1=-51,54C!PP2=89,89C!
PP3=74,8C!PP4=16,16C!

I=3327!PLAN=1!SF=Z-!XSF=0!
A=0PDB!
B=20FGC!
C=24TGA!
D=1A!

SS=20!LCL=42!HCL=130!SCL=60,0!KCL=0!ZSS=0!
SK=DDNAOVIFBF!
XCL=110!SZ=90,96!SMX=/
FCL=30,40,45,50,60,70,75,80,90,100,110,115,120,125,130,140!
PS1=42^,60!PS2=70,120!PS3=70,120!PS4=70,120!
LP1=0!
LP2=0!
LP3=0!
LP4=0!

TCS 3327 Traffic Counts

Tuesday, 08 October 2013

approach - detector(s)...

Approach	1	2	4	5	6	7	8	
00:15	1	29	1	0	29	0	2	62
00:30	1	38	0	0	30	2	1	72
00:45	0	32	0	0	25	0	0	57
01:00	4	57	0	1	22	1	0	85
01:15	2	39	0	1	18	0	0	60
01:30	0	35	1	2	16	0	0	54
01:45	1	28	0	0	16	0	0	45
02:00	2	15	0	0	12	0	1	30
02:15	0	20	0	1	12	0	0	33
02:30	1	18	0	3	16	0	0	38
02:45	0	16	0	1	20	0	2	39
03:00	0	15	1	1	16	0	0	33
03:15	0	10	0	0	27	0	2	39
03:30	1	10	0	0	35	0	1	47
03:45	1	9	0	1	39	0	0	50
04:00	0	13	0	1	36	0	0	50
04:15	0	24	0	0	44	0	3	71
04:30	1	30	1	3	56	1	6	98
04:45	0	37	0	1	92	2	10	142
05:00	1	45	0	1	86	0	4	137
05:15	1	48	0	4	101	1	11	166
05:30	1	92	0	6	154	5	13	271
05:45	1	123	0	13	177	2	11	327
06:00	4	132	0	7	166	3	15	327
06:15	1	147	1	7	174	2	20	352
06:30	2	178	0	5	172	3	15	375
06:45	2	221	1	7	219	7	22	479
07:00	9	252	2	18	222	7	17	527
07:15	7	240	1	13	224	8	20	513
07:30	5	273	2	9	240	5	25	559
07:45	10	299	3	12	299	6	36	665
08:00	7	304	2	7	307	6	22	655
08:15	8	299	1	10	241	7	31	597
08:30	8	297	3	5	273	5	23	614
08:45	3	273	0	11	235	10	23	555
09:00	6	325	5	18	260	4	18	636
09:15	8	213	2	6	209	4	15	457
09:30	9	216	3	18	212	5	18	481
09:45	6	201	2	16	213	3	13	454
10:00	6	221	2	16	185	3	14	447
10:15	5	183	4	12	190	6	6	406
10:30	7	155	5	5	212	4	10	398
10:45	6	158	0	13	212	4	8	401
11:00	5	197	5	17	218	4	9	455
11:15	8	179	7	26	196	3	10	429
11:30	7	206	10	9	215	6	10	463
11:45	7	155	2	17	219	2	10	412
12:00	14	207	6	9	191	6	9	442
12:15	14	194	2	19	219	7	7	462
12:30	8	217	8	14	207	2	7	463
12:45	9	208	8	7	221	2	7	462
13:00	9	212	3	14	205	2	12	457
13:15	14	200	1	16	211	4	14	460
13:30	8	214	4	18	219	5	12	480
13:45	15	214	8	13	229	3	21	503
14:00	19	238	4	15	207	7	5	495
14:15	11	255	5	16	230	4	20	541
14:30	16	244	3	20	254	5	14	556
14:45	17	261	5	16	251	12	14	576
15:00	22	260	9	14	216	4	11	536
15:15	19	229	9	12	246	3	6	524
15:30	21	182	6	15	263	8	11	506
15:45	15	238	15	7	260	4	7	546
16:00	16	206	4	9	288	4	10	537

TCS 3327 Traffic Counts

16:15	9	212	5	3	237	1	9	476
16:30	16	236	6	7	283	6	12	566
16:45	13	233	6	3	301	3	10	569
17:00	20	258	10	5	252	3	15	563
17:15	22	262	6	1	280	6	7	584
17:30	21	291	10	14	249	5	14	604
17:45	27	272	12	3	290	8	8	620
18:00	30	257	15	9	264	5	8	588
18:15	25	270	14	5	201	6	8	529
18:30	18	258	10	3	205	8	9	511
18:45	32	188	14	8	182	8	9	441
19:00	18	221	5	5	131	11	19	410
19:15	16	159	10	2	160	4	14	365
19:30	15	144	5	3	136	9	11	323
19:45	21	159	6	1	120	0	9	316
20:00	20	131	3	2	120	4	10	290
20:15	11	111	4	1	105	6	7	245
20:30	10	118	7	0	126	5	10	276
20:45	11	115	10	1	103	3	7	250
21:00	10	105	3	3	93	3	7	224
21:15	12	113	4	1	94	4	11	239
21:30	7	103	6	5	125	1	7	254
21:45	7	89	0	0	99	0	6	201
22:00	16	120	2	2	88	5	7	240
22:15	6	79	3	0	84	2	2	176
22:30	7	101	1	0	92	2	2	205
22:45	7	90	3	1	66	0	4	171
23:00	5	45	0	1	50	1	0	102
23:15	2	42	1	1	38	0	1	85
23:30	3	25	2	1	41	1	0	73
23:45	1	25	1	0	39	1	3	70
24:00	1	17	0	1	25	0	3	47

Approach 1 AM peak 2531 07:30 - 08:30 PM peak 2396 17:00 - 18:00 Daily
Total 32822

On Wednesday, 09 October 2013

Approach 1	1	2	4	5	6	7	8	
00:15	1	18	1	0	41	0	0	61
00:30	1	15	1	1	27	0	1	46
00:45	1	16	0	2	29	1	0	49
01:00	0	11	0	2	22	0	1	36
01:15	1	7	0	0	19	0	0	27
01:30	1	8	1	0	17	1	2	30
01:45	2	8	0	1	20	0	0	31
02:00	0	13	0	0	22	0	0	35
02:15	0	6	1	0	20	0	1	28
02:30	0	4	0	0	22	0	1	27
02:45	0	6	0	1	24	0	0	31
03:00	0	7	0	2	21	0	1	31
03:15	0	5	0	0	33	0	0	38
03:30	0	6	0	1	30	0	3	40
03:45	0	9	0	0	23	0	1	33
04:00	0	18	0	2	39	0	0	59
04:15	0	21	0	2	55	0	4	82
04:30	0	28	1	1	62	0	1	93
04:45	2	51	0	2	99	1	13	168
05:00	1	47	1	1	101	1	4	156
05:15	2	66	1	2	119	2	18	210
05:30	0	96	0	7	142	1	24	270
05:45	0	157	0	7	221	3	8	396
06:00	3	176	0	6	199	6	20	410
06:15	1	141	0	9	205	1	23	380
06:30	7	216	0	12	219	3	11	468
06:45	7	235	0	9	218	4	18	491
07:00	6	250	5	21	208	6	22	518
07:15	9	259	0	9	236	7	19	539

TCS 3327 Traffic Counts

07:30	6	264	5	11	279	13	18	596
07:45	8	312	0	16	264	9	31	640
08:00	12	302	3	11	264	10	29	631
08:15	10	276	2	10	233	10	33	574
08:30	11	313	1	18	267	3	20	633
08:45	6	313	1	14	287	7	19	647
09:00	9	275	4	24	198	8	24	542
09:15	14	273	2	16	229	6	17	557
09:30	6	214	8	15	207	10	13	473
09:45	9	192	5	16	225	7	22	476
10:00	4	179	3	15	220	6	6	433
10:15	1	169	3	11	198	4	5	391
10:30	8	200	4	21	213	5	9	460
10:45	7	189	8	15	192	7	12	430
11:00	7	206	7	15	217	2	12	466
11:15	5	177	5	14	230	3	8	442
11:30	7	195	6	17	180	6	9	420
11:45	11	180	6	10	200	7	5	419
12:15	7	107	6	8	118	2	7	255
12:30	10	191	4	11	201	5	5	427
12:45	10	195	2	14	212	6	11	450
13:00	8	229	2	19	206	5	18	487
13:15	18	211	5	23	249	2	8	516
13:30	19	206	7	17	227	6	13	495
13:45	12	247	4	10	252	5	18	548
14:00	13	194	3	24	200	6	8	448
14:15	10	219	3	10	230	8	9	489
14:30	9	222	11	13	233	1	7	496
14:45	14	245	2	15	249	7	9	541
15:00	22	256	2	14	265	3	13	575
15:15	25	247	9	11	236	4	9	541
15:30	30	274	9	9	267	5	10	604
15:45	18	265	5	17	263	5	7	580
16:00	12	258	4	9	250	3	7	543
16:15	20	272	6	12	250	2	10	572
16:30	19	260	11	11	259	1	7	568
16:45	34	279	3	7	207	9	12	551
17:00	25	258	5	11	289	5	9	602
17:15	30	290	9	12	287	7	4	639
17:30	30	283	6	16	270	5	11	621
17:45	29	283	12	6	293	5	11	639
18:00	26	240	8	7	258	5	13	557
18:15	19	240	16	2	223	3	10	513
18:30	33	255	8	7	213	6	8	530
18:45	25	214	17	1	166	10	16	449
19:00	35	194	12	3	158	9	16	427
19:15	25	200	8	3	168	4	16	424
19:30	13	176	12	6	131	7	6	351
19:45	18	141	6	1	123	7	6	302
20:00	20	148	8	1	120	2	16	315
20:15	12	131	4	1	117	4	9	278
20:30	16	151	7	1	105	5	19	304
20:45	13	103	6	2	118	1	14	257
21:00	13	114	1	5	111	6	10	260
21:15	7	171	3	3	95	0	11	290
21:30	6	147	9	2	121	2	9	296
21:45	13	164	3	3	108	3	6	300
22:00	10	195	4	2	97	0	6	314
22:15	9	167	2	2	73	2	3	258
22:30	9	150	5	2	78	0	8	252
22:45	7	99	6	1	54	0	5	172
23:00	6	67	0	1	48	1	2	125
23:15	4	28	2	0	53	0	0	87
23:30	3	28	0	0	36	0	1	68
23:45	1	21	1	1	32	1	0	57
24:00	3	21	0	0	38	0	2	64

Approach 1 AM peak 2485 07:45 - 08:45 PM peak 2501 16:45 - 17:45 Daily

TCS 3327 Traffic Counts

Total 33450

On Thursday, 10 October 2013
Approach 1

	1	2	4	5	6	7	8	
00:15	2	19	1	0	31	0	1	54
00:30	2	20	2	0	41	1	0	66
00:45	1	8	0	0	24	1	0	34
01:00	0	14	0	1	23	1	0	39
01:15	1	15	0	0	20	1	0	37
01:30	0	10	0	0	15	0	1	26
01:45	2	8	1	0	20	1	1	33
02:00	0	8	0	1	17	0	0	26
02:15	0	9	0	0	22	0	1	32
02:30	1	3	0	1	15	0	0	20
02:45	0	11	0	1	28	0	1	41
03:00	1	9	1	1	21	0	0	33
03:15	0	9	0	1	35	0	2	47
03:30	0	6	0	3	23	0	2	34
03:45	1	14	0	2	38	0	0	55
04:00	0	25	0	1	36	0	1	63
04:15	1	26	0	0	35	0	2	64
04:30	0	32	1	1	67	1	4	106
04:45	0	45	0	1	99	1	6	152
05:00	4	44	0	4	90	0	5	147
05:15	1	68	0	6	137	2	16	230
05:30	0	89	0	8	158	2	14	271
05:45	2	150	2	8	236	3	16	417
06:00	3	151	1	4	188	8	17	372
06:15	4	139	0	12	206	5	20	386
06:30	4	220	2	8	207	6	13	460
06:45	7	232	2	17	232	7	20	517
07:00	7	267	1	17	232	5	22	551
07:15	5	244	2	10	265	1	21	548
07:30	7	276	3	11	276	7	29	609
07:45	4	278	1	13	280	8	25	609
08:00	14	303	3	13	280	9	31	653
08:15	11	343	0	10	267	8	24	663
08:30	8	311	5	11	263	6	18	622
08:45	8	301	1	19	243	10	24	606
09:00	13	251	7	19	255	5	26	576
09:15	10	221	1	17	216	9	16	490
09:30	7	209	4	18	210	11	17	476
09:45	7	198	8	9	221	3	12	458
10:00	6	187	6	21	234	3	15	472
10:15	4	168	6	9	181	7	19	394
10:30	5	182	3	11	210	5	10	426
10:45	11	203	4	18	198	3	14	451
11:00	5	217	5	15	227	5	11	485
11:15	8	192	3	11	206	3	10	433
11:30	5	185	4	12	222	0	13	441
11:45	7	185	5	17	228	5	5	452
12:00	13	209	3	9	216	4	10	464
12:15	1	191	9	18	226	1	5	451
12:30	12	202	6	15	208	3	11	457
12:45	9	207	4	14	219	3	9	465
13:00	9	190	7	23	198	2	5	434
13:15	13	211	2	14	183	4	12	439
13:30	15	195	4	15	251	4	10	494
13:45	16	203	12	16	206	2	7	462
14:00	18	259	7	16	231	5	10	546
14:15	4	244	6	12	182	3	8	459
14:30	18	252	6	5	241	3	10	535
14:45	13	295	5	14	268	10	15	620
15:00	18	252	4	10	230	5	9	528
15:15	15	260	11	11	248	6	8	559
15:30	24	230	8	14	287	5	11	579
15:45	21	281	5	14	242	7	10	580

TCS 3327 Traffic Counts

16:00	20	262	6	14	229	4	9	544
16:15	21	249	5	6	244	5	9	539
16:30	26	231	1	13	250	5	9	535
16:45	27	284	6	16	256	5	9	603
17:00	22	239	4	10	195	6	9	485
17:15	20	227	8	13	186	3	6	463
17:30	26	239	6	12	265	6	7	561
17:45	25	269	13	17	279	4	10	617
18:00	27	250	12	8	227	7	9	540
18:15	14	232	10	8	210	6	10	490
18:30	22	248	8	9	193	11	11	502
18:45	17	232	15	5	200	5	5	479
19:00	15	233	4	11	159	9	9	440
19:15	22	167	13	21	174	4	7	408
19:30	13	182	11	15	183	8	11	423
19:45	13	185	8	8	135	4	8	361
20:00	16	139	6	7	125	7	8	308
20:15	17	133	8	6	142	1	11	318
20:30	13	120	10	7	97	3	8	258
20:45	15	130	4	1	122	4	5	281
21:00	12	129	3	1	114	2	4	265
21:15	20	131	5	2	134	3	7	302
21:30	10	134	11	3	125	4	4	291
21:45	10	135	6	1	111	2	3	268
22:00	3	110	9	3	98	3	6	232
22:15	12	131	2	0	88	1	11	245
22:30	8	128	1	0	79	3	2	221
22:45	10	167	3	0	64	2	3	249
23:00	5	149	4	1	60	3	0	222
23:15	4	130	4	1	71	1	3	214
23:30	1	154	0	0	52	2	2	211
23:45	5	82	2	0	39	1	0	129
24:00	3	47	3	0	43	1	2	99

Approach 1 AM peak 2547 07:30 - 08:30 PM peak 2286 14:30 - 15:30 Daily
 Total 34352

On Friday, 11 October 2013
 Approach 1

	1	2	4	5	6	7	8	
00:15	2	32	0	0	37	1	0	72
00:30	3	17	0	0	35	0	0	55
00:45	0	11	0	0	19	0	0	30
01:00	1	12	1	1	23	0	1	39
01:15	2	13	0	1	20	0	0	36
01:30	0	9	0	1	17	0	0	27
01:45	0	7	0	0	28	0	0	35
02:00	0	7	0	2	21	0	0	30
02:15	0	11	0	0	18	0	0	29
02:30	2	13	1	1	19	0	0	36
02:45	2	9	0	1	22	0	2	36
03:00	0	5	0	1	23	0	0	29
03:15	0	15	1	1	24	0	2	43
03:30	0	24	0	1	39	0	1	65
03:45	2	15	1	2	43	1	3	67
04:00	0	29	0	0	36	0	0	65
04:15	2	32	0	0	45	1	3	83
04:30	0	27	0	3	75	0	6	111
04:45	1	50	1	3	101	2	6	164
05:00	0	54	0	0	92	0	7	153
05:15	2	70	0	5	117	1	13	208
05:30	1	115	0	5	170	3	17	311
05:45	2	163	0	4	206	3	12	390
06:00	1	152	1	16	176	5	17	368
06:15	3	141	1	6	196	3	21	371
06:30	1	196	0	10	219	4	15	445
06:45	4	218	1	9	192	3	17	444
07:00	9	271	2	26	217	7	16	548

TCS 3327 Traffic Counts

07:15	3	217	1	14	229	5	13	482
07:30	5	257	5	9	266	6	17	565
07:45	12	293	4	8	293	7	22	639
08:00	5	291	2	14	218	5	27	562
08:15	14	334	1	13	283	10	32	687
08:30	7	340	4	12	255	11	19	648
08:45	11	267	5	15	257	10	19	584
09:00	14	319	7	17	226	5	23	611
09:15	7	241	4	11	194	5	14	476
09:30	5	215	2	18	239	2	13	494
09:45	6	198	2	26	253	8	15	508
10:00	12	183	0	14	213	5	13	440
10:15	9	184	4	13	224	6	7	447
10:30	13	194	6	19	214	8	12	466
10:45	11	200	6	17	214	8	8	464
11:00	12	196	3	15	185	5	8	424
11:15	3	188	6	18	197	6	10	428
11:30	11	178	8	23	217	5	11	453
11:45	5	195	7	15	198	5	14	439
12:00	12	215	3	20	193	2	13	458
12:15	7	189	6	25	225	3	14	469
12:30	12	210	6	19	261	4	12	524
12:45	8	211	9	13	215	3	13	472
13:00	4	206	2	23	240	6	6	487
13:15	11	239	3	21	215	3	10	502
13:30	18	212	11	18	244	4	7	514
13:45	10	254	1	20	232	4	9	530
14:00	12	218	3	17	225	5	11	491
14:15	11	244	7	16	227	4	7	516
14:30	17	291	3	12	239	6	7	575
14:45	11	238	3	14	230	10	14	520
15:00	19	235	5	10	239	4	11	523
15:15	19	258	10	9	276	3	7	582
15:30	22	249	10	13	264	10	13	581
15:45	20	276	10	19	267	7	6	605
16:00	20	281	8	14	259	4	13	599
16:15	18	254	6	12	253	9	9	561
16:30	15	260	7	14	259	3	15	573
16:45	31	227	13	8	247	5	9	540
17:00	22	233	9	5	292	6	9	576
17:15	30	276	12	9	256	3	15	601
17:30	24	284	7	8	297	8	13	641
17:45	34	258	11	7	271	11	17	609
18:00	18	199	5	10	258	3	9	502
18:15	19	256	11	3	229	7	12	537
18:30	27	255	14	4	232	7	10	549
18:45	18	249	9	6	198	6	17	503
19:00	10	209	6	3	191	5	14	438
19:15	14	204	8	4	183	4	19	436
19:30	28	221	3	8	162	4	15	441
19:45	17	238	6	1	154	2	7	425
20:00	12	216	5	3	131	2	12	381
20:15	15	154	8	2	125	5	9	318
20:30	9	133	7	1	137	4	5	296
20:45	13	148	7	4	124	4	6	306
21:00	11	129	9	5	100	6	5	265
21:15	10	110	2	1	112	3	4	242
21:30	9	112	8	1	116	1	8	255
21:45	9	125	4	0	98	1	8	245
22:00	10	130	1	1	108	1	1	252
22:15	13	123	2	0	115	3	5	261
22:30	11	124	0	3	100	3	5	246
22:45	14	120	1	3	82	2	6	228
23:00	5	102	6	0	97	2	5	217
23:15	4	82	3	1	72	2	1	165
23:30	14	109	2	0	68	2	4	199
23:45	5	79	3	3	61	1	3	155
24:00	6	60	2	0	92	0	1	161

TCS 3327 Traffic Counts

Approach 1 AM peak 2536 07:30 - 08:30 PM peak 2427 16:45 - 17:45 Daily
 Total 35179

On Saturday, 12 October 2013
 Approach 1

	1	2	4	5	6	7	8	
00:15	6	90	2	1	60	0	3	162
00:30	6	68	0	1	54	0	1	130
00:45	3	54	2	2	61	1	2	125
01:00	3	55	1	1	37	0	0	97
01:15	5	49	0	0	32	0	2	88
01:30	2	52	1	0	29	0	3	87
01:45	0	39	0	0	28	0	1	68
02:00	3	33	0	0	32	1	0	69
02:15	2	33	1	0	20	0	1	57
02:30	1	35	0	1	29	1	0	67
02:45	1	19	0	0	26	0	0	46
03:00	1	31	2	0	25	0	2	61
03:15	1	27	0	0	29	0	1	58
03:30	1	31	1	2	28	1	1	65
03:45	3	31	0	3	25	0	3	65
04:00	0	29	0	2	24	0	0	55
04:15	2	19	0	0	28	1	1	51
04:30	0	28	0	1	45	0	1	75
04:45	1	35	0	2	57	0	1	96
05:00	0	39	0	1	43	0	2	85
05:15	1	29	0	0	67	0	6	103
05:30	1	35	0	4	76	1	5	122
05:45	6	81	0	3	124	2	6	222
06:00	1	76	0	2	103	3	4	189
06:15	1	64	0	1	118	1	5	190
06:30	0	83	0	1	110	1	6	201
06:45	6	102	0	5	120	2	14	249
07:00	8	119	4	8	119	4	13	275
07:15	3	96	0	5	114	3	19	240
07:30	3	118	3	3	128	3	9	267
07:45	5	129	1	4	171	2	10	322
08:00	4	143	1	6	148	4	9	315
08:15	6	141	7	10	155	5	12	336
08:30	10	193	7	5	162	1	14	392
08:45	8	234	4	12	167	7	15	447
09:00	7	206	8	19	157	4	23	424
09:15	7	169	5	24	166	5	14	390
09:30	7	148	10	9	171	4	26	375
09:45	14	171	4	17	235	7	17	465
10:00	8	176	5	15	176	6	20	406
10:15	17	192	3	17	190	8	14	441
10:30	12	202	3	18	235	12	20	502
10:45	10	215	7	17	259	6	8	522
11:00	14	190	10	22	243	5	12	496
11:15	13	223	6	20	220	10	17	509
11:30	13	171	8	16	248	3	21	480
11:45	14	202	7	25	223	8	18	497
12:00	14	212	10	18	247	9	15	525
12:15	16	242	10	33	241	8	18	568
12:30	11	219	6	19	245	8	16	524
12:45	13	190	5	26	260	5	18	517
13:00	16	211	8	11	215	3	20	484
13:15	16	230	6	17	239	3	11	522
13:30	13	226	11	15	252	8	5	530
13:45	15	212	7	21	226	9	13	503
14:00	17	213	8	21	229	4	11	503
14:15	15	207	5	17	248	4	13	509
14:30	15	200	8	20	210	6	13	472
14:45	15	201	9	20	187	8	13	453
15:00	10	189	4	18	193	6	14	434
15:15	10	195	12	15	197	3	13	445

TCS 3327 Traffic Counts

15:30	13	162	7	18	209	3	10	422
15:45	17	207	7	17	203	3	8	462
16:00	21	209	7	13	182	4	19	455
16:15	16	227	3	16	186	9	11	468
16:30	20	237	9	18	200	2	9	495
16:45	17	241	2	8	199	4	14	485
17:00	9	216	3	6	179	4	15	432
17:15	20	233	10	7	206	4	16	496
17:30	20	222	5	8	236	3	16	510
17:45	11	187	3	1	215	4	10	431
18:00	23	209	10	6	173	7	19	447
18:15	10	211	4	8	233	5	15	486
18:30	7	207	4	6	191	5	15	435
18:45	20	192	9	4	153	2	12	392
19:00	12	200	2	5	150	6	11	386
19:15	16	174	10	1	144	6	6	357
19:30	13	152	5	1	148	9	16	344
19:45	16	155	5	4	146	5	9	340
20:00	16	130	7	1	119	4	6	283
20:15	11	133	4	3	163	4	12	330
20:30	14	137	3	0	121	4	10	289
20:45	9	141	2	1	121	1	5	280
21:00	9	174	2	2	116	2	10	315
21:15	7	184	4	2	111	4	9	321
21:30	7	204	1	0	100	4	10	326
21:45	11	142	4	0	123	2	10	292
22:00	11	148	2	0	127	6	4	298
22:15	14	122	3	0	137	2	4	282
22:30	11	117	3	0	112	1	5	249
22:45	11	121	3	1	119	2	2	259
23:00	10	89	5	2	115	4	5	230
23:15	10	127	3	1	104	1	5	251
23:30	14	117	2	1	101	1	3	239
23:45	8	103	3	0	100	1	5	220
24:00	6	105	1	0	82	1	1	196

Approach 1 AM peak 2029 10:15 - 11:15 PM peak 2093 12:00 - 13:00 Daily
 Total 30476

On Sunday, 13 October 2013
 Approach 1

	1	2	4	5	6	7	8	
00:15	5	78	1	0	73	0	4	161
00:30	8	98	4	1	54	0	6	171
00:45	8	89	0	0	65	1	4	167
01:00	7	75	0	0	50	0	1	133
01:15	4	60	0	0	36	1	3	104
01:30	8	58	1	0	33	0	3	103
01:45	3	37	0	0	47	1	1	89
02:00	5	42	1	0	36	1	0	85
02:15	1	35	3	0	17	2	0	58
02:30	1	22	0	0	21	0	0	44
02:45	3	43	0	0	20	0	0	66
03:00	4	42	1	0	23	0	4	74
03:15	3	29	0	0	21	1	0	54
03:30	0	31	2	0	23	0	2	58
03:45	2	21	1	0	28	0	0	52
04:00	1	31	0	0	27	0	1	60
04:15	0	20	0	0	27	0	2	49
04:30	0	15	0	1	23	0	0	39
04:45	3	31	0	1	30	0	1	66
05:00	0	23	0	0	25	0	0	48
05:15	0	28	0	0	34	0	1	63
05:30	0	25	0	0	33	0	5	63
05:45	1	33	0	0	32	0	4	70
06:00	1	40	0	2	35	0	4	82
06:15	1	31	0	0	43	1	4	80
06:30	1	56	0	1	58	1	2	119

TCS 3327 Traffic Counts

06:45	3	46	1	3	61	1	4	119
07:00	1	61	0	1	56	1	1	121
07:15	0	24	2	0	52	2	9	89
07:30	4	65	1	2	80	4	5	161
07:45	3	70	5	0	71	2	5	156
08:00	2	113	1	4	83	3	8	214
08:15	1	176	2	1	97	1	4	282
08:30	1	184	0	3	126	3	10	327
08:45	4	173	1	8	122	11	15	334
09:00	2	162	2	4	122	7	11	310
09:15	4	127	5	7	141	6	11	301
09:30	14	136	4	8	133	4	8	307
09:45	10	131	5	17	186	4	17	370
10:00	8	148	0	26	151	5	23	361
10:15	4	116	5	25	166	5	10	331
10:30	10	145	6	26	191	12	10	400
10:45	7	127	2	24	170	5	19	354
11:00	11	157	9	23	189	8	16	413
11:15	12	174	4	18	198	6	22	434
11:30	7	172	7	17	208	5	20	436
11:45	11	176	7	22	191	4	17	428
12:00	18	184	7	18	231	6	22	486
12:15	15	216	5	24	203	9	18	490
12:30	12	190	10	17	197	3	10	439
12:45	14	183	8	17	218	5	6	451
13:00	17	185	11	12	193	5	10	433
13:15	12	164	6	14	213	3	8	420
13:30	15	177	7	13	219	2	15	448
13:45	14	191	4	15	215	4	12	455
14:00	15	200	6	16	199	3	9	448
14:15	13	178	8	15	172	7	11	404
14:30	20	177	0	10	153	3	7	370
14:45	17	188	4	20	189	2	10	430
15:00	17	162	4	8	145	5	13	354
15:15	16	163	7	13	171	0	13	383
15:30	22	164	8	10	160	3	7	374
15:45	12	166	5	15	191	3	5	397
16:00	13	201	7	10	165	5	12	413
16:15	9	170	2	12	189	3	11	396
16:30	14	166	4	8	159	3	8	362
16:45	21	186	4	4	167	2	4	388
17:00	10	162	1	6	163	5	12	359
17:15	16	187	6	6	181	4	12	412
17:30	17	169	7	4	171	7	12	387
17:45	16	179	7	5	156	7	7	377
18:00	14	163	8	3	149	6	10	353
18:15	12	179	7	2	139	5	13	357
18:30	8	149	9	3	150	4	7	330
18:45	21	183	13	1	148	2	13	381
19:00	9	142	3	1	141	1	18	315
19:15	11	146	7	1	132	8	6	311
19:30	8	104	3	1	106	4	10	236
19:45	8	124	3	4	106	2	8	255
20:00	12	121	2	1	121	2	8	267
20:15	11	116	4	3	116	4	9	263
20:30	7	134	2	3	120	5	8	279
20:45	10	112	1	1	96	3	6	229
21:00	8	118	5	1	101	1	9	243
21:15	20	153	3	3	109	1	2	291
21:30	3	176	1	3	97	1	5	286
21:45	5	195	1	1	79	3	3	287
22:00	5	199	3	3	93	0	1	304
22:15	6	133	4	0	74	4	3	224
22:30	7	120	2	2	73	0	8	212
22:45	10	98	1	0	57	1	1	168
23:00	3	52	3	1	60	0	4	123
23:15	0	54	1	0	39	0	2	96
23:30	2	29	0	1	24	1	0	57

TCS 3327 Traffic Counts

23:45	3	17	3	2	23	4	3	55
24:00	2	22	0	0	26	1	1	52

Approach 1 AM peak 1784 11:00 - 12:00 PM peak 1813 12:00 - 13:00 Daily
 Total 24256

On Monday, 14 October 2013

Approach 1	1	2	4	5	6	7	8	
00:15	1	15	0	0	44	0	0	60
00:30	1	15	0	0	16	0	3	35
00:45	0	13	0	1	19	0	1	34
01:00	0	8	0	1	19	0	0	28
01:15	0	7	0	0	18	1	1	27
01:30	0	8	0	0	16	0	0	24
01:45	0	7	0	0	13	1	0	21
02:00	0	5	0	0	13	0	1	19
02:15	0	7	1	1	9	0	1	19
02:30	0	11	0	0	14	0	0	25
02:45	0	11	0	1	19	0	1	32
03:00	0	8	0	3	20	0	2	33
03:15	1	6	0	1	15	0	1	24
03:30	1	9	0	0	30	0	1	41
03:45	0	16	0	2	29	0	1	48
04:00	0	8	0	0	37	0	0	45
04:15	1	20	1	0	35	0	2	59
04:30	0	31	1	1	64	2	6	105
04:45	1	49	0	4	97	1	9	161
05:00	0	38	0	1	75	2	7	123
05:15	1	66	2	3	141	1	13	227
05:30	0	78	0	13	158	3	17	269
05:45	4	155	0	10	188	2	16	375
06:00	3	153	0	10	182	2	15	365
06:15	0	157	1	11	212	4	17	402
06:30	3	186	1	15	191	4	14	414
06:45	4	270	2	11	230	4	21	542
07:00	6	245	2	21	192	7	23	496
07:15	6	243	1	17	258	5	19	549
07:30	7	261	2	13	273	4	25	585
07:45	5	301	4	13	315	3	28	669
08:00	11	308	3	10	257	11	24	624
08:15	6	294	1	10	257	7	31	606
08:30	8	297	2	13	263	8	26	617
08:45	7	282	3	17	263	11	21	604
09:00	13	271	4	28	256	6	17	595
09:15	10	217	5	13	190	6	19	460
09:30	6	210	7	17	209	4	16	469
09:45	8	233	2	19	222	7	15	506
10:00	9	210	4	15	192	7	14	451
10:15	7	186	4	12	206	3	12	430
10:30	9	177	2	14	202	4	9	417
10:45	9	188	4	10	190	4	8	413
11:00	10	190	5	13	189	5	12	424
11:15	12	182	1	14	214	2	11	436
11:30	3	185	4	12	217	9	9	439
11:45	7	179	4	8	219	5	9	431
12:00	7	180	3	21	220	2	10	443
12:15	15	198	3	18	178	6	13	431
12:30	20	203	5	24	212	4	8	476
12:45	11	205	5	13	211	4	8	457
13:00	9	214	4	19	215	3	4	468
13:15	13	206	2	22	238	4	17	502
13:30	13	222	8	15	225	2	6	491
13:45	15	186	8	14	225	3	12	463
14:00	8	240	8	18	217	5	6	502
14:15	11	252	5	11	203	2	17	501
14:30	18	237	3	20	229	6	5	518
14:45	18	224	3	9	230	9	7	500

TCS 3327 Traffic Counts

15:00	18	257	6	20	260	7	3	571
15:15	16	255	9	7	256	4	6	553
15:30	14	259	7	16	269	3	19	587
15:45	20	292	4	15	265	7	11	614
16:00	16	245	7	14	238	4	12	536
16:15	18	267	11	16	253	2	8	575
16:30	21	291	8	8	286	10	13	637
16:45	32	280	9	13	296	3	6	639
17:00	20	255	12	10	307	4	10	618
17:15	22	280	8	7	271	4	15	607
17:30	36	314	7	6	294	3	8	668
17:45	29	286	9	11	265	4	11	615
18:00	35	263	15	7	256	3	10	589
18:15	30	274	11	2	206	5	10	538
18:30	26	271	13	3	228	8	6	555
18:45	23	196	9	4	159	3	11	405
19:00	17	186	6	3	154	2	10	378
19:15	12	175	9	3	127	8	7	341
19:30	17	178	5	3	139	2	11	355
19:45	5	137	10	3	120	5	5	285
20:00	13	118	6	2	137	4	4	284
20:15	15	113	3	2	107	2	3	245
20:30	9	123	4	0	120	8	4	268
20:45	10	113	4	0	99	3	10	239
21:00	11	94	1	1	84	4	8	203
21:15	8	120	0	0	92	4	8	232
21:30	13	115	4	1	107	6	4	250
21:45	8	96	2	2	85	3	4	200
22:00	14	117	4	2	99	2	6	244
22:15	7	100	2	0	77	0	1	187
22:30	10	101	3	2	53	0	0	169
22:45	3	90	1	0	50	0	3	147
23:00	1	67	1	2	46	3	2	122
23:15	4	43	1	0	33	2	0	83
23:30	2	26	0	0	48	0	1	77
23:45	0	20	0	0	32	0	2	54
24:00	0	17	0	0	39	1	1	58

Approach 1 AM peak 2516 07:30 - 08:30 PM peak 2532 16:30 - 17:30 Daily
 Total 33258

TCS 4131 LX Data

SLOT88=4,1,4!INT=4131!VC=5!CS=342!PK=/ZSL=0!
COM=DO,P,11:8,H!BPS=1200!PH=0298316456!DD=0!CTYPE=C18V5R20S22!
LS=ON!
IK=!
S#=20!LM=MF!RMN=0!DCL=43!
VOLS=1-24!
AT=6!BT=6!CT=6S!DT=6!
W1=-13!W1T=13!W2=8!W2T=22!W3=8!W3T=21!
W4=6!W4T=5!
PP1=83,83D!PP2=96,96C!
PP3=49,49D!PP4=-79,-79D!

I=4131!PLAN=1!SF=Z+!XSF=0!
A=0PDB!
B=28FGC!
C=20TGFGD!
D=28FSTGA!

SS=20!LCL=42!HCL=130!SCL=60,0!KCL=0!ZSS=0!
SK=DDNAOVIFBF!
XCL=110!SZ=90,96!SMX=/
FCL=30,40,45,50,60,70,75,80,90,100,110,115,120,125,130,140!
PS1=42^,60!PS2=70,120!PS3=70,120!PS4=70,120!
LP1=0!
LP2=0!
LP3=0!
LP4=0!

TCS 4131 Traffic Counts

Tuesday, 08 October 2013

approach - detector(s)...

Approach	1	2	4	6	7	8	9	10	11	12	
00:15	3	27	0	3	0	6	25	2	2	2	70
00:30	7	30	0	2	0	3	29	5	1	3	80
00:45	5	23	0	3	0	1	25	0	2	1	60
01:00	12	40	0	1	0	1	20	4	2	1	81
01:15	10	31	0	0	1	1	18	3	0	1	65
01:30	15	22	0	1	0	4	15	3	2	0	62
01:45	6	20	0	2	0	1	15	1	1	0	46
02:00	3	13	0	0	0	1	13	1	2	0	33
02:15	1	18	0	1	0	1	10	4	1	0	36
02:30	3	16	0	0	0	2	14	0	1	1	37
02:45	2	22	0	0	0	1	20	0	0	1	46
03:00	0	13	0	1	1	0	13	1	1	4	34
03:15	0	9	0	0	0	1	23	0	2	2	37
03:30	0	6	0	0	0	2	28	0	0	3	39
03:45	3	9	0	0	1	6	32	1	0	2	54
04:00	3	11	0	0	2	4	31	0	0	3	54
04:15	4	18	0	0	0	2	40	1	1	4	70
04:30	4	26	0	1	1	4	49	1	4	2	92
04:45	3	29	0	0	0	10	73	2	4	9	130
05:00	8	39	0	1	0	13	66	2	3	11	143
05:15	4	41	0	1	0	13	73	3	2	13	150
05:30	17	85	1	0	2	38	111	1	3	26	284
05:45	27	111	0	2	0	27	132	0	12	23	334
06:00	27	110	1	2	5	46	122	9	15	22	359
06:15	30	120	1	6	0	51	127	1	11	17	364
06:30	36	137	1	3	1	47	137	7	17	24	410
06:45	52	166	0	5	0	72	136	11	15	26	483
07:00	60	186	0	5	4	63	152	9	18	32	529
07:15	49	179	2	8	2	88	147	7	16	36	534
07:30	63	225	0	5	1	82	178	19	15	36	624
07:45	69	206	1	8	3	109	200	25	17	41	679
08:00	78	215	1	13	3	82	181	24	21	35	653
08:15	85	187	0	13	2	84	159	25	26	31	612
08:30	97	189	0	20	2	94	184	41	25	38	690
08:45	103	174	1	15	0	76	152	59	29	60	669
09:00	98	177	0	13	1	88	146	20	23	54	620
09:15	65	168	1	20	1	75	145	17	19	26	537
09:30	62	162	0	12	2	66	163	24	11	25	527
09:45	57	167	1	10	1	50	167	25	17	16	511
10:00	74	164	0	18	2	48	151	23	12	12	504
10:15	61	158	0	15	2	40	171	15	15	15	492
10:30	48	141	1	13	2	52	170	18	8	18	471
10:45	56	156	1	10	1	47	175	9	16	13	484
11:00	71	146	0	13	0	81	178	15	15	16	535
11:15	52	150	0	6	1	53	168	24	8	19	481
11:30	53	168	1	8	1	50	175	14	9	15	494
11:45	54	129	2	10	2	55	190	15	19	13	489
12:00	68	163	0	19	0	49	164	21	7	12	503
12:15	72	156	1	13	3	64	200	24	16	18	567
12:30	55	171	1	8	0	52	170	12	17	15	501
12:45	65	171	0	9	4	61	182	18	10	19	539
13:00	83	178	0	11	2	50	166	22	9	14	535
13:15	83	155	0	18	3	73	174	12	11	13	542
13:30	65	174	0	12	2	65	188	17	11	13	547
13:45	66	166	1	17	0	74	170	25	18	17	554
14:00	94	190	1	17	1	56	177	28	10	17	591
14:15	65	209	0	10	1	77	192	19	16	15	604
14:30	65	212	0	22	2	72	175	41	12	13	614
14:45	93	183	0	19	1	71	176	32	19	22	616
15:00	93	167	0	31	0	60	168	53	29	21	622
15:15	77	174	1	37	1	87	163	52	20	45	657
15:30	54	153	0	17	4	98	185	38	22	22	593
15:45	77	174	3	21	3	77	178	44	21	17	615
16:00	56	169	1	28	2	91	219	32	10	11	619

TCS 4131 Traffic Counts

16:15	68	158	1	33	1	73	149	57	15	19	574
16:30	64	176	1	27	2	93	206	35	16	21	641
16:45	74	172	2	30	2	72	204	48	22	16	642
17:00	67	199	0	22	1	62	189	42	14	25	621
17:15	74	196	1	28	2	96	197	59	18	23	694
17:30	75	219	1	33	2	144	174	58	20	19	745
17:45	63	192	1	24	2	117	169	48	14	24	654
18:00	82	189	0	33	2	79	174	46	25	17	647
18:15	72	205	1	31	3	62	157	55	18	14	618
18:30	70	177	0	34	2	52	143	31	16	16	541
18:45	43	151	0	32	0	62	139	32	26	14	499
19:00	51	142	0	20	1	30	112	26	19	22	423
19:15	45	108	0	26	0	44	108	23	21	23	398
19:30	46	117	0	22	2	30	100	21	17	15	370
19:45	30	113	0	21	0	36	101	32	13	14	360
20:00	31	102	0	13	2	22	84	15	12	12	293
20:15	30	98	0	18	2	20	80	14	11	12	285
20:30	29	87	0	14	1	26	108	17	12	9	303
20:45	21	88	0	8	0	30	77	16	19	11	270
21:00	22	78	0	13	0	24	87	14	11	4	253
21:15	23	88	0	12	1	16	85	14	8	9	256
21:30	27	88	0	14	1	21	94	13	4	17	279
21:45	20	73	0	9	1	17	83	15	13	11	242
22:00	17	91	0	10	0	16	73	16	7	4	234
22:15	21	61	0	5	0	14	71	14	2	12	200
22:30	19	79	0	6	1	9	83	16	0	4	217
22:45	15	66	0	7	0	9	52	15	8	8	180
23:00	6	51	0	8	0	10	41	6	2	5	129
23:15	7	38	0	7	0	7	37	5	3	1	105
23:30	2	22	0	5	0	6	38	5	3	0	81
23:45	4	25	0	0	0	5	36	3	2	1	76
24:00	3	13	0	1	0	2	20	1	2	2	44

Approach 1 AM peak 2634 07:30 - 08:30 PM peak 2740 17:00 - 18:00 Daily
 Total 36481

On Wednesday, 09 October 2013

Approach 1	1	2	4	6	7	8	9	10	11	12	
00:15	4	16	0	1	1	9	36	1	1	1	70
00:30	4	10	0	2	0	2	25	1	3	3	50
00:45	2	17	0	1	0	4	29	1	0	1	55
01:00	1	11	0	0	0	1	19	0	0	2	34
01:15	1	8	0	3	0	1	18	2	2	4	39
01:30	1	6	0	2	0	3	19	0	1	1	33
01:45	0	10	0	0	0	2	15	1	2	1	31
02:00	3	14	0	1	0	2	23	1	1	2	47
02:15	0	10	0	1	0	0	16	2	0	0	29
02:30	0	8	0	1	0	0	22	0	1	2	34
02:45	1	8	0	2	0	2	19	1	0	1	34
03:00	1	9	0	1	0	1	18	0	0	1	31
03:15	1	5	0	1	0	2	28	1	0	2	40
03:30	1	6	0	0	0	0	29	0	1	2	39
03:45	1	7	0	0	0	5	21	0	0	0	34
04:00	3	17	0	0	0	4	37	0	0	3	64
04:15	1	18	0	1	0	4	43	2	1	6	76
04:30	4	26	0	0	1	7	53	0	2	3	96
04:45	6	54	0	0	0	10	79	1	4	7	161
05:00	8	42	0	0	0	10	78	4	6	6	154
05:15	12	49	0	1	1	14	97	2	3	12	191
05:30	20	79	1	2	3	36	108	6	4	20	279
05:45	34	124	0	1	0	46	143	4	12	36	400
06:00	35	134	1	2	4	62	134	4	15	27	418
06:15	32	124	0	6	0	50	134	4	13	25	388
06:30	51	169	0	3	1	71	162	8	18	23	506
06:45	74	178	0	3	1	75	164	6	16	26	543
07:00	68	179	0	3	1	57	155	7	10	29	509
07:15	84	183	1	8	1	78	150	12	19	36	572

TCS 4131 Traffic Counts

07:30	69	198	0	7	3	89	200	17	16	25	624
07:45	76	212	1	15	1	81	191	25	19	29	650
08:00	91	189	0	14	2	102	180	25	34	40	677
08:15	80	162	2	16	2	93	151	31	27	59	623
08:30	113	183	0	27	1	126	166	46	19	47	728
08:45	102	192	3	20	1	94	181	61	28	52	734
09:00	79	172	0	10	3	67	154	32	23	58	598
09:15	92	171	1	14	2	95	152	20	15	30	592
09:30	71	164	0	9	1	57	151	19	19	22	513
09:45	65	159	0	15	1	66	171	15	18	21	531
10:00	49	157	0	14	0	57	174	17	11	17	496
10:15	63	150	0	8	1	53	144	14	16	21	470
10:30	79	146	1	11	1	55	178	19	17	19	526
10:45	69	157	1	15	1	47	169	14	15	12	500
11:00	70	168	1	3	2	55	191	14	9	15	528
11:15	69	151	0	13	1	53	191	19	12	13	522
11:30	63	152	1	12	0	53	150	22	7	11	471
11:45	61	147	0	5	0	38	177	15	17	13	473
12:15	42	93	0	6	1	23	103	5	7	6	286
12:30	55	168	0	15	0	50	166	14	10	15	493
12:45	62	166	1	7	0	42	182	17	13	11	501
13:00	59	200	0	9	1	42	182	23	10	12	538
13:15	62	171	0	12	3	71	217	21	12	18	587
13:30	65	182	0	19	3	50	197	17	10	11	554
13:45	75	184	2	12	1	62	195	16	13	14	574
14:00	72	156	0	22	0	66	175	22	16	16	545
14:15	55	195	0	15	1	59	194	15	15	9	558
14:30	68	158	0	18	2	45	192	26	20	23	552
14:45	74	185	2	21	0	67	184	38	21	25	617
15:00	82	182	0	32	3	86	200	47	24	16	672
15:15	95	165	1	23	2	83	160	51	20	35	635
15:30	111	138	0	25	2	93	183	49	24	26	651
15:45	113	139	3	21	3	82	200	45	7	16	629
16:00	69	177	0	18	3	108	213	51	11	17	667
16:15	67	222	1	36	3	94	196	65	7	16	707
16:30	66	176	1	22	5	119	173	54	18	20	654
16:45	97	214	0	31	4	138	124	55	18	16	697
17:00	75	174	1	23	12	151	131	48	17	21	653
17:15	90	206	1	23	3	75	218	43	9	18	686
17:30	88	174	0	33	1	150	126	65	14	23	674
17:45	99	212	1	31	1	92	199	46	11	18	710
18:00	64	175	2	33	4	82	176	48	16	22	622
18:15	60	173	2	35	1	54	161	40	18	25	569
18:30	68	174	2	25	2	54	173	52	17	25	592
18:45	68	143	0	32	2	41	131	32	15	23	487
19:00	65	147	0	19	1	35	123	34	21	15	460
19:15	55	136	0	24	4	39	117	30	11	18	434
19:30	53	140	1	23	3	45	113	29	17	15	439
19:45	37	115	0	22	3	37	90	26	16	12	358
20:00	39	96	0	16	6	29	88	19	22	17	332
20:15	25	113	0	24	4	24	102	18	14	10	334
20:30	49	107	0	22	2	28	87	22	11	16	344
20:45	23	93	0	10	2	36	89	8	10	10	281
21:00	23	90	0	16	5	22	93	28	23	8	308
21:15	27	108	0	13	8	27	87	29	11	9	319
21:30	20	91	0	16	2	23	101	12	9	10	284
21:45	18	118	0	9	0	20	94	16	12	8	295
22:00	26	97	0	10	1	18	78	20	4	3	257
22:15	25	86	0	15	0	16	68	9	4	8	231
22:30	21	88	0	11	0	17	69	14	5	5	230
22:45	20	63	0	8	0	4	54	8	4	6	167
23:00	18	57	1	6	0	11	39	6	1	3	142
23:15	4	28	0	11	0	10	51	5	5	5	119
23:30	7	26	0	0	0	5	34	3	0	4	79
23:45	6	19	0	2	0	4	30	1	5	3	70
24:00	3	18	0	4	0	6	33	2	2	0	68

Approach 1 AM peak 2762 07:45 - 08:45 PM peak 2725 15:45 - 16:45 Daily

TCS 4131 Traffic Counts

Total 36874

On Thursday, 10 October 2013
Approach 1

	1	2	4	6	7	8	9	10	11	12	
00:15	3	17	0	5	1	7	30	3	1	4	71
00:30	6	10	0	2	0	2	35	3	1	3	62
00:45	4	12	0	1	0	0	19	2	1	0	39
01:00	2	13	0	2	0	1	20	1	0	1	40
01:15	5	13	0	1	1	2	20	0	1	0	43
01:30	4	9	0	2	0	2	14	1	0	0	32
01:45	3	11	0	2	0	4	20	0	1	0	41
02:00	6	8	0	2	0	6	16	1	1	3	43
02:15	0	12	0	0	0	2	17	0	2	1	34
02:30	0	7	0	2	0	1	15	0	0	2	27
02:45	1	13	0	1	0	3	22	1	0	4	45
03:00	3	9	0	1	0	0	18	0	0	1	32
03:15	0	5	0	1	0	1	33	2	0	3	45
03:30	0	7	0	0	1	0	23	0	0	2	33
03:45	4	10	0	0	0	7	31	0	0	1	53
04:00	5	24	0	1	1	6	30	1	0	3	71
04:15	0	27	0	0	0	4	31	0	2	4	68
04:30	7	25	0	0	1	5	55	1	1	3	98
04:45	7	41	0	0	0	15	77	0	4	6	150
05:00	7	43	0	0	1	10	72	1	6	14	154
05:15	10	61	0	1	0	18	100	6	2	15	213
05:30	16	73	1	1	1	34	118	2	4	26	276
05:45	29	118	0	2	1	54	155	8	11	28	406
06:00	40	109	1	5	2	52	131	4	19	28	391
06:15	34	111	2	4	2	58	154	1	18	20	404
06:30	53	179	0	5	1	66	173	10	16	25	528
06:45	73	179	0	5	0	72	158	8	14	22	531
07:00	76	189	1	8	1	57	172	12	15	30	561
07:15	69	175	1	3	1	76	178	9	15	38	565
07:30	71	203	1	6	2	80	194	16	21	28	622
07:45	67	210	1	15	2	97	167	26	24	28	637
08:00	94	212	0	10	4	103	178	32	15	34	682
08:15	97	173	1	21	4	84	180	40	24	46	670
08:30	107	188	1	25	3	97	190	39	19	42	711
08:45	90	168	2	17	1	89	159	49	26	55	656
09:00	109	162	0	13	2	85	162	32	25	57	647
09:15	72	184	1	14	1	66	166	18	15	29	566
09:30	60	167	0	12	2	70	165	22	17	17	532
09:45	72	157	1	16	0	66	180	21	24	9	546
10:00	70	143	0	10	0	54	188	16	14	19	514
10:15	64	152	0	10	1	50	162	15	15	6	475
10:30	50	153	1	10	1	56	171	11	14	16	483
10:45	71	162	0	21	4	53	169	19	14	17	530
11:00	74	177	0	10	2	50	175	17	11	14	530
11:15	68	170	0	13	0	64	169	9	6	15	514
11:30	56	154	0	9	5	62	178	25	14	14	517
11:45	72	146	1	12	1	50	196	23	12	10	523
12:00	59	167	0	7	1	53	177	13	12	12	501
12:15	62	163	0	8	1	57	176	18	16	9	510
12:30	48	181	1	10	3	62	169	13	12	7	506
12:45	52	185	1	15	3	41	186	16	11	11	521
13:00	70	148	0	10	2	55	185	13	11	9	503
13:15	81	179	0	10	1	40	165	18	12	20	526
13:30	59	157	0	17	1	66	212	22	14	10	558
13:45	62	166	2	11	1	48	201	22	11	10	534
14:00	66	187	0	17	2	57	187	18	4	7	545
14:15	83	196	0	11	1	48	148	21	5	14	527
14:30	78	184	0	14	2	76	185	35	14	18	606
14:45	114	156	1	22	0	86	202	49	10	18	658
15:00	110	170	0	19	2	67	160	65	18	18	629
15:15	73	156	0	23	3	71	170	53	21	29	599
15:30	93	147	1	24	6	126	180	48	19	33	677
15:45	97	191	4	11	3	116	192	50	16	19	699

TCS 4131 Traffic Counts

16:00	86	174	1	21	3	110	161	45	21	18	640
16:15	73	189	0	39	5	119	146	54	14	11	650
16:30	56	197	0	28	8	136	172	44	25	22	688
16:45	82	205	0	29	1	82	171	53	19	18	660
17:00	64	179	0	27	2	113	186	56	25	16	668
17:15	64	167	1	24	19	153	81	53	14	21	597
17:30	65	196	1	31	18	188	119	43	19	22	702
17:45	94	205	0	37	3	132	141	31	22	23	688
18:00	79	189	2	28	3	72	159	36	13	11	592
18:15	62	185	1	31	3	67	128	38	23	18	556
18:30	71	200	0	40	3	53	149	43	12	16	587
18:45	73	165	0	27	1	61	163	35	15	20	560
19:00	75	151	0	28	2	51	127	42	21	21	518
19:15	52	124	1	14	0	48	134	27	21	23	444
19:30	51	150	0	24	5	47	137	19	14	14	461
19:45	62	164	0	19	1	43	113	14	21	12	449
20:00	41	117	1	19	2	30	101	24	14	15	364
20:15	40	106	0	20	0	35	115	25	10	10	361
20:30	32	101	2	14	0	35	91	14	13	6	308
20:45	35	102	0	14	1	34	100	18	14	12	330
21:00	34	95	0	14	0	27	89	14	12	16	301
21:15	31	96	0	13	0	30	116	15	16	8	325
21:30	41	106	1	11	1	34	117	18	7	10	346
21:45	28	98	0	14	1	23	103	26	14	7	314
22:00	28	81	0	11	2	25	91	13	10	7	268
22:15	31	88	0	8	2	8	80	15	8	3	243
22:30	28	85	0	5	1	11	61	19	2	6	218
22:45	19	92	0	9	1	13	57	12	8	5	216
23:00	21	60	0	8	1	8	53	6	3	4	164
23:15	9	37	0	7	0	5	69	2	1	2	132
23:30	4	32	0	2	0	1	49	3	5	3	99
23:45	3	25	0	7	0	5	33	6	2	4	85
24:00	7	19	0	2	0	6	37	3	2	3	79

Approach 1 AM peak 2719 07:45 - 08:45 PM peak 2677 15:30 - 16:30 Daily
 Total 38123

On Friday, 11 October 2013
 Approach 1

	1	2	4	6	7	8	9	10	11	12	
00:15	5	19	0	2	1	1	37	1	2	2	70
00:30	2	17	0	1	0	4	33	4	3	3	67
00:45	1	10	0	0	0	3	21	2	4	2	43
01:00	0	14	0	3	0	2	21	1	1	4	46
01:15	2	11	0	0	0	2	19	1	3	2	40
01:30	3	8	0	2	0	1	19	1	0	1	35
01:45	1	9	0	0	0	2	23	0	1	1	37
02:00	0	8	0	4	0	2	21	1	0	2	38
02:15	2	15	0	1	0	1	16	0	0	1	36
02:30	1	13	0	0	0	1	24	3	2	1	45
02:45	0	7	0	0	0	0	17	0	0	2	26
03:00	3	8	0	0	0	4	19	0	0	2	36
03:15	2	14	0	0	0	0	24	0	0	1	41
03:30	2	26	0	0	0	1	33	1	1	2	66
03:45	3	16	0	0	0	4	40	3	0	2	68
04:00	3	17	0	0	0	9	33	1	1	4	68
04:15	5	30	0	0	1	4	38	0	2	3	83
04:30	3	28	0	1	1	8	66	0	2	7	116
04:45	9	45	0	0	0	10	77	3	1	4	149
05:00	9	45	0	1	0	12	78	4	6	11	166
05:15	11	54	0	0	0	13	89	3	3	15	188
05:30	26	101	1	0	3	48	101	3	3	23	309
05:45	32	130	0	2	1	42	138	7	6	35	393
06:00	48	109	0	1	3	63	129	5	23	14	395
06:15	35	109	1	2	1	51	152	5	14	23	393
06:30	59	146	0	5	1	72	152	3	18	22	478
06:45	55	176	0	1	0	66	156	3	10	18	485
07:00	75	184	1	3	1	54	171	13	12	17	531

TCS 4131 Traffic Counts

07:15	61	160	1	7	2	81	150	6	17	30	515
07:30	78	194	0	8	1	97	172	18	13	29	610
07:45	88	202	2	10	3	101	200	21	20	32	679
08:00	75	191	1	9	1	145	135	28	12	39	636
08:15	89	171	1	24	4	98	160	31	24	49	651
08:30	128	201	1	16	3	90	175	45	25	39	723
08:45	76	176	2	21	0	78	145	50	32	64	644
09:00	110	172	2	15	2	86	159	41	29	39	655
09:15	84	160	1	17	1	64	143	26	18	14	528
09:30	72	149	1	12	2	87	165	21	11	21	541
09:45	54	158	1	7	0	51	216	16	14	15	532
10:00	64	149	0	12	0	52	177	15	19	15	503
10:15	58	155	0	10	2	52	163	21	21	17	499
10:30	66	154	1	17	2	63	161	12	17	14	507
10:45	69	165	0	14	3	69	164	14	13	19	530
11:00	79	162	0	10	0	46	169	19	17	20	522
11:15	51	153	0	12	1	36	167	21	9	11	461
11:30	56	159	1	17	1	63	187	16	13	17	530
11:45	68	162	1	11	2	50	159	25	18	17	513
12:00	62	178	0	7	0	70	157	25	7	14	520
12:15	73	192	0	14	0	81	199	22	12	14	607
12:30	57	181	0	14	1	74	216	16	14	14	587
12:45	69	184	1	18	0	65	171	21	11	15	555
13:00	88	157	0	16	0	66	185	20	17	20	569
13:15	93	175	0	13	0	72	187	22	12	20	594
13:30	78	179	0	22	1	67	195	22	13	19	596
13:45	74	188	2	18	0	51	190	35	15	16	589
14:00	66	182	0	12	3	90	165	21	14	14	567
14:15	74	166	0	24	2	70	159	21	18	18	552
14:30	123	168	1	23	2	58	215	48	17	20	675
14:45	73	196	0	20	2	74	156	40	24	11	596
15:00	85	181	0	28	1	85	172	60	21	18	651
15:15	68	173	0	25	2	80	187	52	24	30	641
15:30	88	176	1	20	2	112	189	51	12	23	674
15:45	72	180	1	25	2	86	182	57	12	29	646
16:00	81	198	3	25	2	81	183	45	23	20	661
16:15	86	184	2	30	3	79	173	40	15	25	637
16:30	85	180	0	36	2	99	181	63	13	18	677
16:45	77	168	1	31	2	80	176	42	20	18	615
17:00	59	181	0	30	1	96	211	35	18	21	652
17:15	81	190	2	33	1	73	206	54	15	21	676
17:30	92	198	0	32	1	83	196	52	21	24	699
17:45	95	192	1	27	4	83	206	43	16	23	690
18:00	63	143	1	44	1	77	167	37	27	25	585
18:15	82	196	1	27	2	62	179	45	17	25	636
18:30	66	191	0	31	1	59	172	32	24	18	594
18:45	75	171	0	27	1	60	131	38	16	26	545
19:00	55	149	0	17	1	52	137	31	26	26	494
19:15	66	143	0	28	0	46	146	32	20	28	509
19:30	68	145	0	19	2	44	110	35	19	28	470
19:45	48	135	0	21	0	35	118	25	13	19	414
20:00	39	103	0	17	1	28	95	23	18	15	339
20:15	30	100	0	15	0	24	111	16	13	9	318
20:30	35	100	0	28	3	43	108	16	12	20	365
20:45	42	108	0	18	1	27	103	17	14	14	344
21:00	27	104	0	16	1	24	95	13	12	9	301
21:15	23	88	0	19	1	20	83	23	20	11	288
21:30	24	86	0	14	0	24	91	19	8	12	278
21:45	24	92	0	6	1	15	77	25	12	8	260
22:00	34	98	0	14	2	16	88	12	5	11	280
22:15	30	95	0	15	0	13	106	26	8	13	306
22:30	27	88	0	8	2	24	72	18	9	10	258
22:45	22	100	0	9	0	17	64	24	8	8	252
23:00	15	80	0	10	0	20	85	9	8	8	235
23:15	15	70	0	6	0	10	57	14	11	5	188
23:30	19	81	0	10	0	15	61	17	3	3	209
23:45	8	55	0	9	1	15	51	13	2	3	157
24:00	14	49	0	4	0	15	78	10	6	7	183

TCS 4131 Traffic Counts

Approach 1 AM peak 2689 07:30 - 08:30 PM peak 2717 16:45 - 17:45 Daily
 Total 38961

On Saturday, 12 October 2013
 Approach 1

	1	2	4	6	7	8	9	10	11	12	
00:15	17	58	0	3	0	10	51	11	6	4	160
00:30	11	54	0	2	1	11	48	11	3	3	144
00:45	11	33	0	3	0	20	57	5	1	4	134
01:00	9	45	0	3	0	4	34	3	3	2	103
01:15	5	40	0	4	0	5	23	5	1	4	87
01:30	4	44	0	4	0	1	25	4	2	4	88
01:45	7	34	0	1	0	7	23	3	1	2	78
02:00	4	35	0	1	0	2	26	6	1	1	76
02:15	2	26	0	4	0	0	17	4	2	2	57
02:30	7	29	0	0	0	2	25	4	2	4	73
02:45	3	16	1	0	0	2	20	2	1	1	46
03:00	6	27	0	1	0	5	21	2	1	2	65
03:15	3	23	0	1	0	5	26	2	0	3	63
03:30	4	23	0	4	0	2	29	5	1	2	70
03:45	6	28	0	2	0	0	23	2	1	1	63
04:00	8	22	0	0	0	4	22	1	0	0	57
04:15	4	12	0	0	0	0	29	1	0	3	49
04:30	6	29	0	4	1	6	33	2	0	6	87
04:45	6	28	0	0	0	5	46	2	0	3	90
05:00	8	36	0	1	0	0	34	5	2	3	89
05:15	3	31	0	1	0	4	56	0	3	7	105
05:30	5	33	0	1	0	13	61	3	0	11	127
05:45	16	67	0	2	0	11	93	3	7	13	212
06:00	13	70	0	1	3	21	71	2	3	15	199
06:15	21	46	0	1	0	24	87	4	6	10	199
06:30	26	70	0	1	0	19	83	5	9	10	223
06:45	36	77	0	0	1	35	95	3	7	15	269
07:00	36	92	0	4	0	24	100	3	7	8	274
07:15	27	75	0	4	0	32	96	3	7	11	255
07:30	34	100	0	4	1	20	97	9	10	10	285
07:45	29	101	0	3	1	35	124	9	20	17	339
08:00	39	105	1	8	0	32	115	11	14	13	338
08:15	42	119	0	9	0	26	121	13	13	19	362
08:30	51	116	0	12	0	30	108	13	24	24	378
08:45	50	137	0	11	0	53	124	18	21	19	433
09:00	57	124	0	9	1	37	123	12	28	29	420
09:15	53	138	0	10	1	55	123	9	19	17	425
09:30	40	135	0	15	0	41	128	18	11	16	404
09:45	47	149	0	6	2	56	181	21	23	14	499
10:00	60	155	0	14	0	46	140	15	24	19	473
10:15	53	166	0	21	1	54	164	10	20	11	500
10:30	74	167	0	22	0	50	194	25	28	22	582
10:45	59	203	0	23	1	90	206	24	19	24	649
11:00	70	162	0	21	3	51	199	22	28	20	576
11:15	87	185	1	18	0	62	172	23	22	24	594
11:30	56	149	0	21	0	78	187	29	25	23	568
11:45	73	186	0	18	2	57	181	31	28	29	605
12:00	73	191	1	27	1	62	216	27	24	15	637
12:15	83	193	0	22	4	73	207	18	30	27	657
12:30	91	146	0	27	0	88	189	33	35	27	636
12:45	62	157	0	29	2	71	204	27	22	21	595
13:00	61	180	1	23	1	75	172	40	25	20	598
13:15	76	177	0	17	0	66	204	29	22	18	609
13:30	80	188	0	25	0	56	210	27	19	22	627
13:45	77	177	0	25	1	57	191	24	19	18	589
14:00	61	165	0	24	2	59	203	35	20	22	591
14:15	66	172	0	27	0	68	203	30	19	21	606
14:30	58	170	0	23	0	58	168	25	16	25	543
14:45	52	171	0	27	4	56	174	33	11	9	537
15:00	70	155	0	13	0	51	162	18	12	20	501
15:15	59	145	1	21	2	59	155	21	13	13	489

TCS 4131 Traffic Counts

15:30	51	144	0	21	2	58	174	27	17	20	514
15:45	77	162	0	21	0	56	179	33	13	15	556
16:00	69	159	0	25	3	38	157	18	19	14	502
16:15	80	177	1	17	0	46	155	30	15	15	536
16:30	73	172	0	20	0	61	175	19	19	25	564
16:45	65	181	0	22	1	63	141	23	25	22	543
17:00	72	170	0	25	0	49	141	28	14	13	512
17:15	61	180	0	16	1	60	162	36	22	14	552
17:30	54	153	0	26	0	58	181	37	19	21	549
17:45	56	152	0	31	4	67	169	31	17	20	547
18:00	49	162	0	10	2	47	149	36	10	12	477
18:15	52	150	1	13	2	52	166	27	12	22	497
18:30	51	155	0	11	2	62	152	35	21	27	516
18:45	51	143	0	17	2	46	122	20	18	25	444
19:00	71	146	0	18	0	45	108	29	26	23	466
19:15	50	119	0	21	0	44	110	19	17	19	399
19:30	45	123	0	17	2	39	106	34	16	22	404
19:45	50	101	1	13	4	51	106	19	18	27	390
20:00	40	104	0	11	2	29	101	15	13	17	332
20:15	37	109	0	17	3	37	121	19	8	16	367
20:30	32	100	0	16	2	23	96	19	12	12	312
20:45	23	81	0	18	4	33	89	16	11	16	291
21:00	26	91	0	8	0	28	90	13	10	12	278
21:15	34	90	0	13	2	27	97	14	11	8	296
21:30	38	90	0	11	0	17	86	17	5	9	273
21:45	26	81	0	11	0	19	109	19	6	12	283
22:00	24	82	0	7	1	22	100	15	10	9	270
22:15	27	87	0	9	1	35	119	16	5	12	311
22:30	20	104	0	8	1	20	91	15	5	5	269
22:45	23	88	0	7	1	17	106	16	6	13	277
23:00	28	72	0	10	0	15	103	12	9	8	257
23:15	21	102	0	7	1	14	84	16	5	12	262
23:30	21	81	0	7	1	14	82	25	8	4	243
23:45	23	76	0	12	0	19	82	15	5	13	245
24:00	21	86	0	2	1	12	78	9	2	1	212

Approach 1 AM peak 2404 11:00 - 12:00 PM peak 2486 12:00 - 13:00 Daily
Total 33933

On Sunday, 13 October 2013

Approach 1	1	2	4	6	7	8	9	10	11	12	
00:15	16	57	0	10	0	16	52	12	2	4	169
00:30	20	66	0	9	1	13	51	14	7	8	189
00:45	17	66	0	6	1	10	53	9	3	1	166
01:00	13	49	0	4	1	5	44	18	1	7	142
01:15	13	39	0	4	0	3	30	11	3	3	106
01:30	15	43	0	1	0	4	29	11	0	2	105
01:45	7	30	0	1	0	3	38	5	1	4	89
02:00	10	32	0	2	0	6	29	6	1	4	90
02:15	5	30	0	1	0	1	17	7	0	3	64
02:30	2	21	0	1	0	2	19	2	1	5	53
02:45	6	29	0	0	0	6	17	4	1	0	63
03:00	8	30	0	2	0	4	17	7	2	4	74
03:15	7	22	0	3	0	2	18	2	4	2	60
03:30	11	19	0	2	0	2	21	1	0	0	56
03:45	1	19	0	2	0	0	26	2	0	0	50
04:00	6	20	0	4	0	3	23	4	1	1	62
04:15	7	13	0	0	0	0	26	2	1	1	50
04:30	2	14	0	1	0	3	23	0	1	0	44
04:45	5	27	0	1	0	0	32	3	1	1	70
05:00	4	16	0	0	0	2	19	2	2	4	49
05:15	3	28	0	1	0	1	30	4	1	6	74
05:30	4	22	0	1	0	1	26	1	1	4	60
05:45	4	29	0	0	0	10	30	1	2	2	78
06:00	2	35	0	3	1	5	30	1	4	1	82
06:15	9	29	0	2	0	7	38	1	2	3	91
06:30	9	45	0	1	0	1	53	2	0	6	117

TCS 4131 Traffic Counts

06:45	11	39	0	2	0	9	54	4	4	3	126
07:00	13	47	0	0	0	8	45	3	1	10	127
07:15	5	24	0	3	0	7	45	5	2	7	98
07:30	12	46	0	1	0	5	69	7	5	5	150
07:45	15	50	0	2	0	11	59	13	3	5	158
08:00	18	73	0	6	0	13	58	9	7	14	198
08:15	20	55	0	4	0	9	78	4	7	13	190
08:30	16	67	0	4	0	10	98	2	11	15	223
08:45	24	95	0	6	1	26	104	9	14	6	285
09:00	36	98	1	7	0	18	91	17	19	15	302
09:15	34	99	0	7	1	18	112	15	18	21	325
09:30	34	122	1	8	1	30	109	13	16	25	359
09:45	30	108	0	6	0	42	135	16	20	24	381
10:00	47	129	1	12	2	46	125	18	23	18	421
10:15	41	113	0	5	1	35	128	19	18	31	391
10:30	41	116	0	13	0	45	152	17	23	21	428
10:45	56	106	0	17	2	47	147	24	19	22	440
11:00	48	125	0	16	1	43	152	16	23	18	442
11:15	50	142	1	12	2	53	153	23	16	19	471
11:30	48	136	0	15	0	54	171	29	20	26	499
11:45	66	153	0	18	3	53	150	21	19	21	504
12:00	58	156	0	16	3	61	181	23	20	18	536
12:15	62	179	0	13	4	69	173	25	20	18	563
12:30	69	175	0	20	3	49	163	36	25	21	561
12:45	74	157	0	18	0	56	171	31	13	21	541
13:00	43	161	0	21	1	61	172	18	17	14	508
13:15	58	156	0	11	0	45	182	17	18	13	500
13:30	47	154	0	22	2	45	185	28	8	11	502
13:45	58	147	0	15	0	56	170	20	19	17	502
14:00	57	174	0	9	2	56	170	23	13	20	524
14:15	51	133	1	18	0	37	142	25	11	12	430
14:30	50	142	0	16	0	48	123	22	12	20	433
14:45	63	155	0	13	0	52	146	27	16	14	486
15:00	41	153	0	15	2	34	122	15	14	14	410
15:15	54	129	0	26	1	46	148	19	17	16	456
15:30	43	131	0	16	2	42	136	23	19	18	430
15:45	42	134	1	15	2	44	164	25	14	17	458
16:00	69	149	0	19	2	51	141	25	13	9	478
16:15	43	144	0	19	0	47	152	30	8	15	458
16:30	49	128	0	24	3	42	133	26	9	21	435
16:45	44	138	0	15	1	44	122	26	13	13	416
17:00	46	130	0	14	1	32	140	25	9	12	409
17:15	58	141	0	21	2	48	139	18	17	15	459
17:30	49	127	0	24	0	44	136	23	16	14	433
17:45	50	140	0	20	3	45	111	26	14	27	436
18:00	41	116	0	20	1	34	107	15	21	17	372
18:15	52	133	0	18	5	38	122	23	18	13	422
18:30	34	109	0	24	2	32	106	28	32	25	392
18:45	54	135	0	21	0	29	115	31	18	21	424
19:00	42	106	0	19	3	49	107	28	21	20	395
19:15	39	107	0	17	0	25	103	26	15	17	349
19:30	28	92	0	20	3	29	77	11	22	13	295
19:45	26	93	0	15	4	30	84	16	10	12	290
20:00	24	112	0	14	1	27	94	16	14	13	315
20:15	19	91	0	14	1	31	88	19	12	15	290
20:30	23	92	0	15	2	24	95	18	9	7	285
20:45	33	83	0	13	2	29	74	25	14	14	287
21:00	23	85	0	9	2	24	90	19	12	6	270
21:15	22	86	0	9	0	24	93	13	5	7	259
21:30	23	79	0	6	0	12	83	20	10	5	238
21:45	20	76	0	6	2	22	66	16	3	4	215
22:00	25	88	0	7	2	19	80	21	4	6	252
22:15	24	69	0	11	0	10	61	23	2	11	211
22:30	19	85	0	9	0	11	72	21	6	8	231
22:45	17	68	1	3	0	13	44	6	1	7	160
23:00	11	49	0	4	0	5	53	7	5	2	136
23:15	3	21	0	2	0	2	30	2	4	5	69
23:30	4	25	0	2	0	6	20	0	3	0	60

TCS 4131 Traffic Counts

23:45	1	19	0	3	0	5	21	4	1	1	55
24:00	7	22	0	4	0	2	27	5	3	2	72

Approach 1 AM peak 2010 11:00 - 12:00 PM peak 2173 12:00 - 13:00 Daily
 Total 26479

On Monday, 14 October 2013

Approach 1	1	2	4	6	7	8	9	10	11	12	
00:15	5	10	0	4	0	5	31	0	2	3	60
00:30	1	11	0	1	0	0	16	3	0	1	33
00:45	1	13	0	1	1	3	20	3	1	0	43
01:00	3	8	0	3	0	6	18	0	0	2	40
01:15	0	7	0	0	0	2	14	1	0	4	28
01:30	1	5	0	0	0	2	15	0	0	0	23
01:45	2	9	0	0	0	3	11	0	0	1	26
02:00	0	9	0	0	0	1	10	0	0	2	22
02:15	1	2	0	1	0	0	9	0	1	0	14
02:30	2	12	0	0	0	1	11	0	0	2	28
02:45	0	14	0	0	1	2	19	0	0	0	36
03:00	1	9	0	1	0	3	18	1	0	2	35
03:15	2	10	0	0	0	0	15	0	0	1	28
03:30	0	8	0	0	0	1	25	0	1	5	40
03:45	3	10	0	1	0	5	25	2	0	2	48
04:00	0	10	0	0	0	2	34	0	0	1	47
04:15	6	15	0	0	1	3	35	1	2	3	66
04:30	3	35	0	0	1	6	57	0	0	0	102
04:45	7	38	0	1	0	12	71	2	2	11	144
05:00	8	34	0	0	1	6	63	2	4	7	125
05:15	12	49	0	0	1	27	116	3	4	14	226
05:30	11	79	1	2	1	31	106	3	4	23	261
05:45	27	131	0	4	2	62	136	4	14	29	409
06:00	35	113	1	4	2	52	120	4	20	29	380
06:15	40	116	0	6	3	52	159	3	12	27	418
06:30	42	160	0	3	1	57	130	3	14	24	434
06:45	71	179	0	5	1	80	154	5	15	27	537
07:00	75	206	0	3	2	57	148	16	12	27	546
07:15	67	163	1	3	3	77	164	8	16	39	541
07:30	67	197	1	10	3	90	183	19	27	38	635
07:45	63	209	1	9	4	93	225	18	15	38	675
08:00	108	206	0	13	2	101	184	35	16	42	707
08:15	100	167	2	12	5	106	169	35	22	41	659
08:30	101	187	0	16	0	98	152	33	25	38	650
08:45	116	159	1	22	2	92	174	37	17	56	676
09:00	111	151	0	18	3	84	166	47	29	51	660
09:15	56	180	1	12	0	50	151	23	17	30	520
09:30	45	158	0	8	2	68	171	24	15	21	512
09:45	70	175	0	17	2	66	160	19	16	22	547
10:00	53	158	0	10	1	50	168	19	11	10	480
10:15	46	159	0	11	1	51	195	9	18	12	502
10:30	58	148	1	9	1	49	147	12	11	12	448
10:45	69	155	0	12	1	64	163	16	17	10	507
11:00	60	172	0	14	1	44	147	11	7	16	472
11:15	56	151	0	12	1	48	192	20	12	15	507
11:30	60	168	0	13	0	54	196	14	11	14	530
11:45	66	164	1	7	2	45	183	17	12	15	512
12:00	62	140	0	8	1	51	191	17	13	14	497
12:15	71	169	0	15	1	51	170	12	14	7	510
12:30	70	156	0	8	4	49	173	16	11	16	503
12:45	65	170	1	13	2	48	193	12	11	12	527
13:00	54	203	0	13	4	54	191	18	9	14	560
13:15	72	194	0	11	1	58	191	20	9	14	570
13:30	63	177	0	14	4	68	172	20	11	16	545
13:45	97	114	1	8	0	76	176	25	13	18	528
14:00	83	199	0	18	3	67	172	24	14	10	590
14:15	72	199	0	12	1	51	161	27	16	21	560
14:30	71	199	0	24	2	79	177	34	18	20	624
14:45	71	188	1	14	2	72	174	34	14	19	589

TCS 4131 Traffic Counts

15:00	93	177	0	19	0	114	170	39	22	14	648
15:15	89	143	0	32	0	88	171	56	19	33	631
15:30	97	179	1	33	2	103	191	43	17	32	698
15:45	90	177	1	24	3	108	171	54	16	24	668
16:00	61	199	2	17	4	98	167	41	17	14	620
16:15	82	203	1	29	3	96	172	49	10	20	665
16:30	88	212	0	41	2	90	224	46	17	19	739
16:45	79	205	2	27	3	76	210	55	14	17	688
17:00	82	179	1	23	1	88	213	39	11	19	656
17:15	77	190	0	24	1	75	199	63	17	14	660
17:30	77	218	1	27	0	108	218	56	18	25	748
17:45	83	170	2	35	3	76	168	56	13	22	628
18:00	66	200	0	32	3	80	202	49	17	19	668
18:15	89	182	1	36	3	62	143	46	27	18	607
18:30	73	198	1	28	1	64	174	55	24	17	635
18:45	52	137	1	39	1	46	122	19	16	24	457
19:00	46	137	0	26	2	33	120	30	11	14	419
19:15	49	116	0	21	0	31	101	21	16	21	376
19:30	43	105	0	26	2	39	108	26	13	22	384
19:45	45	102	0	13	1	29	101	19	12	11	333
20:00	29	87	0	24	1	30	88	22	11	26	318
20:15	35	93	0	19	1	30	89	18	11	19	315
20:30	35	100	0	17	4	37	101	9	19	5	327
20:45	30	92	0	8	2	28	76	16	10	11	273
21:00	15	80	0	16	2	26	72	12	8	12	243
21:15	21	85	0	16	0	12	75	14	6	5	234
21:30	18	94	0	15	3	21	82	24	4	11	272
21:45	18	80	0	4	0	24	68	17	10	7	228
22:00	22	97	0	6	0	22	71	18	10	7	253
22:15	18	82	0	4	0	13	67	14	6	4	208
22:30	19	81	0	5	0	9	56	14	5	2	191
22:45	18	59	1	12	0	9	38	15	4	4	160
23:00	13	56	0	2	1	8	36	4	4	5	129
23:15	10	41	0	2	0	2	32	5	3	2	97
23:30	3	24	0	7	1	6	44	6	3	2	96
23:45	6	18	0	0	0	6	24	0	2	3	59
24:00	2	16	0	4	0	3	33	0	1	3	62

Approach 1 AM peak 2692 07:45 - 08:45 PM peak 2752 16:30 - 17:30 Daily
 Total 36935

TCS 4167 LX Data

SLOT75=5,1,4!INT=4167!VC=5!CS=74!PK=/ZSL=0!
COM=DO,P,10:3,H!BPS=1200!PH=0298314996!DD=0!CTYPE=C24V5R20S41!
LS=ON!
IK=!
S#=0!LM=F!RMN=0!DCL=120!
VOLS=1-24!
AT=7!BT=7!CT=6!DT=7!ET=5!
W1=6!W1T=12!W2=6ABE*!W2T=26!W3=6!W3T=0!
W4=6!W4T=0!
PP1=0,0D!PP2=50,45D!
PP3=0,0D!PP4=-50,-47D!

I=4167!PLAN=1!SF=DCZ-!XSF=0!
A=0PDFGB!
B=20FGC!
C=20TGFGD!
D=20TGA!
E=1A!

TCS 4167 Traffic Counts

Tuesday, 08 October 2013

approach - detector(s)...

Approach	1	2	4	5	6	7	8	
00:15	2	3	1	6	2	0	2	16
00:30	0	3	1	7	3	0	2	16
00:45	1	1	1	4	3	0	7	17
01:00	0	8	1	2	2	0	1	14
01:15	0	2	1	5	5	0	1	14
01:30	1	1	4	4	2	0	2	14
01:45	0	1	1	3	2	0	4	11
02:00	0	1	1	0	0	0	1	3
02:15	1	2	1	0	1	0	0	5
02:30	0	1	0	5	2	0	1	9
02:45	0	2	0	4	2	0	2	10
03:00	0	0	3	2	3	0	2	10
03:15	0	0	1	6	2	0	0	9
03:30	0	3	0	2	2	0	2	9
03:45	0	1	1	1	1	0	4	8
04:00	0	2	1	5	4	0	2	14
04:15	0	4	2	6	3	0	3	18
04:30	0	2	7	15	5	0	4	33
04:45	0	7	4	14	5	0	0	30
05:00	2	12	3	15	7	0	10	49
05:15	0	9	6	19	15	0	6	55
05:30	3	21	7	24	17	1	13	86
05:45	7	39	14	53	32	1	7	153
06:00	9	47	11	31	24	1	11	134
06:15	5	46	13	39	30	2	15	150
06:30	14	51	12	45	40	3	23	188
06:45	16	81	16	89	48	8	25	283
07:00	21	76	13	78	47	10	28	273
07:15	16	78	17	72	57	10	34	284
07:30	21	82	17	112	67	17	36	352
07:45	41	105	34	122	55	20	49	426
08:00	32	85	33	146	73	18	53	440
08:15	36	91	43	148	64	16	50	448
08:30	29	89	46	154	63	17	51	449
08:45	36	92	40	116	61	16	68	429
09:00	33	78	38	108	51	15	55	378
09:15	24	86	41	108	41	5	50	355
09:30	30	79	34	78	51	5	44	321
09:45	21	64	27	80	38	6	40	276
10:00	19	67	30	93	37	5	41	292
10:15	13	49	27	81	23	3	36	232
10:30	14	57	32	62	31	6	26	228
10:45	22	57	37	69	32	2	36	255
11:00	17	55	27	71	36	5	34	245
11:15	16	49	47	78	30	6	38	264
11:30	12	53	33	70	33	3	28	232
11:45	20	41	32	63	40	3	37	236
12:00	28	43	28	54	28	6	38	225
12:15	22	60	31	63	40	4	33	253
12:30	19	62	36	92	38	9	38	294
12:45	10	62	31	70	30	5	38	246
13:00	17	56	37	89	40	10	29	278
13:15	17	46	40	88	25	6	42	264
13:30	13	69	34	89	32	7	31	275
13:45	22	62	31	89	42	6	38	290
14:00	15	54	33	93	43	10	30	278
14:15	22	48	36	74	33	5	40	258
14:30	23	66	36	99	46	9	46	325
14:45	23	73	51	95	52	16	53	363
15:00	25	76	41	125	53	16	43	379
15:15	21	54	71	127	47	14	65	399
15:30	32	87	43	126	51	18	59	416
15:45	28	97	48	122	56	19	55	425
16:00	31	86	55	161	38	11	45	427

	TCS 4167 Traffic Counts							
16:15	32	75	50	121	52	9	55	394
16:30	32	104	55	140	49	14	52	446
16:45	25	98	53	135	53	12	50	426
17:00	30	82	57	116	63	13	55	416
17:15	27	92	61	132	46	13	63	434
17:30	38	83	52	177	56	12	47	465
17:45	32	90	55	164	41	12	59	453
18:00	30	85	42	123	41	18	58	397
18:15	28	73	52	127	36	10	41	367
18:30	22	77	39	102	42	11	46	339
18:45	25	64	36	117	36	6	45	329
19:00	19	46	41	80	39	6	46	277
19:15	19	47	26	57	51	13	31	244
19:30	22	46	37	75	34	7	37	258
19:45	22	36	30	60	34	2	23	207
20:00	12	41	24	55	29	4	37	202
20:15	9	24	21	50	30	3	26	163
20:30	11	27	13	53	23	1	25	153
20:45	7	23	23	44	29	5	27	158
21:00	6	25	24	38	33	3	12	141
21:15	7	17	20	34	30	2	24	134
21:30	23	19	23	34	20	4	22	145
21:45	16	28	12	28	16	1	27	128
22:00	14	14	13	29	13	1	30	114
22:15	12	15	6	25	19	2	9	88
22:30	2	10	18	22	12	0	8	72
22:45	3	12	8	16	16	1	12	68
23:00	4	11	8	13	7	0	10	53
23:15	2	3	4	11	9	0	12	41
23:30	3	6	8	6	16	2	5	46
23:45	2	2	4	7	4	0	7	26
24:00	1	4	0	9	4	0	3	21

Approach 1 AM peak 1766 07:45 - 08:45 PM peak 1768 16:45 - 17:45 Daily
Total 20373

On Wednesday, 09 October 2013

Approach 1	1	2	4	5	6	7	8	
00:15	0	6	2	7	7	0	1	23
00:30	1	5	3	6	1	0	3	19
00:45	0	3	5	0	5	0	3	16
01:00	0	2	1	4	0	0	3	10
01:15	0	1	4	8	3	0	1	17
01:30	1	4	0	3	2	0	1	11
01:45	0	2	2	0	0	0	2	6
02:00	1	1	1	2	5	0	1	11
02:15	0	0	2	2	4	0	2	10
02:30	0	0	0	4	1	0	1	6
02:45	0	1	2	4	3	0	1	11
03:00	0	0	1	1	4	0	1	7
03:15	0	2	0	2	2	0	2	8
03:30	0	0	1	0	2	0	1	4
03:45	1	2	1	2	3	0	2	11
04:00	1	2	1	1	4	0	3	12
04:15	0	5	3	9	8	0	4	29
04:30	1	5	3	13	5	0	7	34
04:45	3	6	5	15	11	1	3	44
05:00	2	13	7	21	8	0	8	59
05:15	1	13	9	19	10	0	7	59
05:30	5	33	5	26	15	0	21	105
05:45	5	40	11	50	25	4	16	151
06:00	12	62	11	40	26	1	13	165
06:15	8	38	12	49	37	7	23	174
06:30	10	48	18	60	39	8	26	209
06:45	23	76	18	83	48	13	20	281
07:00	21	59	15	81	57	10	32	275
07:15	24	88	17	81	68	13	39	330

	TCS 4167 Traffic Counts							
07:30	26	79	22	107	58	12	47	351
07:45	42	88	34	114	69	23	53	423
08:00	32	106	43	143	57	10	50	441
08:15	45	112	35	126	73	19	49	459
08:30	31	99	49	150	86	30	56	501
08:45	35	100	47	139	61	15	68	465
09:00	34	80	46	83	53	19	58	373
09:15	37	68	37	82	39	8	59	330
09:30	26	71	22	106	35	8	37	305
09:45	25	76	34	85	31	6	36	293
10:00	15	51	25	80	30	6	44	251
10:15	25	47	34	85	34	2	37	264
10:30	19	65	23	75	25	9	45	261
10:45	9	45	41	60	33	2	34	224
11:00	15	51	34	66	26	8	35	235
11:15	18	54	36	67	32	7	40	254
11:30	14	51	32	45	28	2	29	201
11:45	21	45	33	83	24	7	31	244
12:15	11	32	23	63	25	3	27	184
12:30	8	47	33	86	27	4	19	224
12:45	25	50	37	79	33	6	33	263
13:00	12	50	33	61	23	5	27	211
13:15	16	38	35	73	33	13	29	237
13:30	17	57	39	56	42	8	38	257
13:45	18	58	43	91	36	3	26	275
14:00	7	51	35	77	39	10	27	246
14:15	28	66	30	88	29	4	45	290
14:30	24	69	36	93	54	15	47	338
14:45	31	82	42	129	54	10	39	387
15:00	23	78	46	121	44	15	48	375
15:15	26	80	54	144	59	13	72	448
15:30	39	100	48	136	40	19	60	442
15:45	31	92	47	131	59	15	56	431
16:00	25	92	59	123	52	13	48	412
16:15	38	90	42	144	55	12	48	429
16:30	35	90	57	150	47	13	66	458
16:45	34	102	53	133	50	16	43	431
17:00	33	95	49	142	58	16	51	444
17:15	34	94	50	149	43	14	66	450
17:30	33	102	53	166	61	24	56	495
17:45	34	104	58	130	46	13	48	433
18:00	33	84	48	147	50	10	53	425
18:15	23	70	44	105	45	10	37	334
18:30	22	81	44	120	46	10	38	361
18:45	31	58	34	112	31	10	42	318
19:00	18	57	39	92	21	5	42	274
19:15	13	38	40	82	38	8	29	248
19:30	14	44	33	85	35	8	45	264
19:45	14	38	29	65	29	5	39	219
20:00	12	25	25	58	33	4	38	195
20:15	10	27	23	45	37	3	24	169
20:30	11	25	23	49	31	5	17	161
20:45	8	32	24	37	30	8	15	154
21:00	9	19	14	42	22	4	27	137
21:15	6	15	21	33	26	3	19	123
21:30	7	30	20	53	23	0	19	152
21:45	6	26	15	22	25	0	24	118
22:00	7	27	19	33	15	2	18	121
22:15	2	30	13	32	18	0	15	110
22:30	4	22	10	24	20	4	10	94
22:45	4	15	8	20	17	1	10	75
23:00	5	18	6	15	14	2	6	66
23:15	3	13	8	12	4	0	4	44
23:30	2	11	1	8	11	1	3	37
23:45	1	5	4	9	7	0	7	33
24:00	2	7	3	8	7	0	4	31

Approach 1 AM peak 1866 07:45 - 08:45 PM peak 1822 16:45 - 17:45 Daily

TCS 4167 Traffic Counts

Total 20395

On Thursday, 10 October 2013
Approach 1

	1	2	4	5	6	7	8	
00:15	0	97	8	14	8	1	2	130
00:30	0	4	3	3	4	0	4	18
00:45	1	3	2	9	3	1	4	23
01:00	0	3	3	4	4	0	3	17
01:15	2	3	0	2	3	1	2	13
01:30	2	2	2	8	1	0	0	15
01:45	0	1	1	0	2	0	0	4
02:00	0	2	0	2	1	0	4	9
02:15	0	3	0	1	1	0	2	7
02:30	0	1	2	6	2	0	2	13
02:45	0	3	1	2	4	0	1	11
03:00	0	1	3	2	2	0	0	8
03:15	0	2	3	2	2	0	2	11
03:30	0	0	1	0	2	0	1	4
03:45	0	2	2	2	3	0	5	14
04:00	0	2	1	8	6	0	2	19
04:15	0	2	2	2	4	0	4	14
04:30	2	6	4	10	4	0	7	33
04:45	1	9	4	19	6	0	2	41
05:00	1	11	7	12	7	0	8	46
05:15	0	17	7	12	18	0	8	62
05:30	3	28	10	29	17	1	17	105
05:45	6	36	10	58	31	1	16	158
06:00	10	62	14	47	25	2	13	173
06:15	6	50	10	41	38	7	23	175
06:30	17	46	18	59	43	5	21	209
06:45	20	76	15	81	54	12	24	282
07:00	24	78	19	80	43	11	26	281
07:15	19	61	23	91	60	10	32	296
07:30	30	93	22	109	60	14	51	379
07:45	36	86	28	107	54	12	51	374
08:00	46	105	38	138	78	16	51	472
08:15	38	108	39	132	85	20	52	474
08:30	37	94	43	134	69	15	52	444
08:45	38	90	53	132	61	27	56	457
09:00	37	67	47	102	52	12	69	386
09:15	31	85	35	94	52	7	49	353
09:30	36	72	31	78	41	6	48	312
09:45	26	70	35	80	33	6	43	293
10:00	19	52	28	82	45	8	39	273
10:15	15	48	36	68	27	4	34	232
10:30	14	55	32	74	28	6	45	254
10:45	17	50	32	70	37	5	49	260
11:00	14	60	24	48	30	5	29	210
11:15	20	46	24	76	43	3	39	251
11:30	17	44	29	81	26	2	35	234
11:45	12	44	41	78	29	3	26	233
12:00	20	44	40	83	25	2	23	237
12:15	19	40	24	65	41	3	32	224
12:30	16	49	40	77	31	8	32	253
12:45	23	54	29	67	38	7	30	248
13:00	16	57	30	61	40	8	35	247
13:15	20	55	39	72	35	9	30	260
13:30	17	49	49	78	56	4	34	287
13:45	18	61	22	54	41	8	30	234
14:00	23	59	37	77	34	10	34	274
14:15	22	66	32	88	43	2	39	292
14:30	21	82	35	99	37	10	45	329
14:45	24	71	38	109	56	9	46	353
15:00	27	88	47	105	50	10	44	371
15:15	24	65	55	163	44	13	58	422
15:30	30	78	61	129	50	11	53	412
15:45	43	77	58	120	46	17	46	407

TCS 4167 Traffic Counts

16:00	49	96	39	118	52	16	46	416
16:15	24	96	59	140	40	14	44	417
16:30	23	94	47	166	59	16	57	462
16:45	43	100	35	113	48	20	65	424
17:00	33	84	45	129	46	13	52	402
17:15	38	80	48	148	56	12	50	432
17:30	37	85	53	166	51	21	80	493
17:45	27	105	45	163	48	11	57	456
18:00	34	75	42	130	58	15	61	415
18:15	34	68	42	131	38	7	51	371
18:30	24	81	39	116	49	9	53	371
18:45	17	68	41	104	41	7	58	336
19:00	25	56	34	89	30	8	43	285
19:15	17	43	33	87	38	10	36	264
19:30	19	37	23	79	31	10	47	246
19:45	15	54	38	70	38	6	47	268
20:00	12	37	28	44	52	6	36	215
20:15	16	34	24	58	40	5	43	220
20:30	9	30	29	52	40	5	35	200
20:45	8	24	15	47	45	3	23	165
21:00	12	34	21	51	26	5	29	178
21:15	8	35	18	54	27	3	20	165
21:30	12	27	21	53	34	2	22	171
21:45	8	35	22	46	25	6	20	162
22:00	8	29	9	47	24	5	15	137
22:15	2	13	12	26	21	5	16	95
22:30	5	15	7	27	18	2	20	94
22:45	3	15	13	21	17	2	11	82
23:00	1	19	16	15	21	2	17	91
23:15	3	12	10	16	14	1	13	69
23:30	1	5	8	9	7	2	9	41
23:45	1	2	7	13	14	0	9	46
24:00	1	4	5	8	7	2	1	28

Approach 1 AM peak 1847 07:45 - 08:45 PM peak 1796 17:00 - 18:00 Daily
 Total 21149

On Friday, 11 October 2013
 Approach 1

	1	2	4	5	6	7	8	
00:15	2	3	6	3	5	0	5	24
00:30	3	11	4	7	5	0	4	34
00:45	0	32	2	3	5	0	3	45
01:00	2	5	4	5	6	1	3	26
01:15	0	1	5	6	3	0	4	19
01:30	0	1	0	0	5	1	4	11
01:45	0	3	1	1	2	0	3	10
02:00	0	1	2	4	2	0	2	11
02:15	0	1	2	4	2	0	2	11
02:30	0	0	1	6	2	0	1	10
02:45	0	2	2	1	1	0	2	8
03:00	0	0	4	1	4	0	1	10
03:15	0	1	0	3	1	0	0	5
03:30	1	2	1	3	5	0	1	13
03:45	1	1	1	4	3	0	1	11
04:00	0	5	0	6	3	0	5	19
04:15	0	4	2	6	6	1	4	23
04:30	2	7	3	3	8	0	7	30
04:45	2	7	6	12	11	2	5	45
05:00	1	9	8	15	10	1	7	51
05:15	2	18	11	19	16	0	8	74
05:30	4	24	17	32	18	0	19	114
05:45	7	39	11	36	29	2	18	142
06:00	10	62	12	46	28	2	11	171
06:15	8	58	16	50	37	5	23	197
06:30	12	45	15	48	37	7	27	191
06:45	20	58	18	86	42	5	20	249
07:00	23	64	18	71	44	11	30	261

TCS 4167 Traffic Counts

07:15	15	80	24	95	50	11	34	309
07:30	23	84	24	88	59	13	42	333
07:45	44	95	30	120	49	12	36	386
08:00	41	85	31	126	87	18	51	439
08:15	28	103	41	136	60	13	48	429
08:30	51	108	44	137	64	17	55	476
08:45	38	96	43	152	64	16	68	477
09:00	48	89	45	123	53	17	52	427
09:15	34	69	35	99	39	9	58	343
09:30	43	61	29	67	44	5	41	290
09:45	13	51	46	58	38	5	38	249
10:00	18	54	31	98	32	3	30	266
10:15	16	56	35	84	47	8	29	275
10:30	16	52	28	77	42	5	42	262
10:45	21	53	38	65	35	2	43	257
11:00	18	63	27	66	37	6	27	244
11:15	20	48	39	76	32	4	31	250
11:30	19	47	31	86	26	3	46	258
11:45	20	50	41	77	29	5	34	256
12:00	20	51	33	73	35	8	30	250
12:15	18	54	37	87	35	11	36	278
12:30	19	51	38	74	41	11	35	269
12:45	22	60	39	91	24	3	27	266
13:00	17	62	40	82	26	14	35	276
13:15	25	65	34	77	38	9	25	273
13:30	18	61	37	103	31	3	36	289
13:45	20	52	41	73	48	10	42	286
14:00	22	68	39	85	41	7	32	294
14:15	18	75	43	98	45	6	40	325
14:30	28	79	35	102	59	11	38	352
14:45	37	93	56	130	56	14	46	432
15:00	34	87	57	128	50	13	59	428
15:15	34	84	63	147	45	15	62	450
15:30	36	102	58	139	62	18	60	475
15:45	37	83	50	139	56	15	63	443
16:00	29	70	59	132	57	11	53	411
16:15	44	83	42	131	53	13	60	426
16:30	37	94	60	160	52	13	54	470
16:45	36	110	56	138	53	13	50	456
17:00	32	95	54	140	61	18	46	446
17:15	29	87	47	160	59	18	48	448
17:30	34	84	61	151	50	15	54	449
17:45	37	61	61	167	58	13	54	451
18:00	34	93	43	148	60	10	55	443
18:15	35	74	39	139	57	17	52	413
18:30	23	60	46	129	50	14	61	383
18:45	28	73	35	97	31	7	47	318
19:00	23	63	40	87	40	9	43	305
19:15	14	41	33	72	41	5	44	250
19:30	14	39	35	84	50	10	37	269
19:45	15	47	26	52	35	4	29	208
20:00	9	33	30	44	40	8	45	209
20:15	11	28	29	45	34	6	34	187
20:30	12	19	22	38	37	3	30	161
20:45	11	32	17	36	30	6	30	162
21:00	10	24	22	37	17	3	27	140
21:15	18	18	17	31	36	8	24	152
21:30	18	27	14	31	20	1	34	145
21:45	14	22	18	28	24	2	25	133
22:00	5	21	15	32	27	3	21	124
22:15	4	26	14	44	29	3	20	140
22:30	4	26	15	52	27	4	21	149
22:45	4	12	10	25	28	0	16	95
23:00	1	24	11	28	8	1	14	87
23:15	5	21	8	20	17	2	14	87
23:30	4	13	8	30	17	2	10	84
23:45	3	11	9	25	15	2	7	72
24:00	4	13	4	17	17	2	11	68

TCS 4167 Traffic Counts

Approach 1 AM peak 1821 07:45 - 08:45 PM peak 1820 16:15 - 17:15 Daily
 Total 21768

On Saturday, 12 October 2013
 Approach 1

	1	2	4	5	6	7	8	
00:15	3	14	5	17	13	3	9	64
00:30	1	13	6	17	9	0	8	54
00:45	3	13	2	9	13	0	5	45
01:00	1	6	2	11	6	0	9	35
01:15	2	3	2	9	6	0	8	30
01:30	1	4	4	8	9	1	4	31
01:45	1	3	3	5	4	0	4	20
02:00	2	2	4	2	2	0	5	17
02:15	0	4	0	3	4	0	4	15
02:30	2	1	3	2	4	1	2	15
02:45	1	10	7	9	3	0	6	36
03:00	0	1	6	4	7	1	2	21
03:15	1	4	6	4	3	0	3	21
03:30	1	1	1	1	6	0	1	11
03:45	1	3	4	6	2	0	3	19
04:00	0	3	1	1	4	0	1	10
04:15	0	0	3	1	3	0	0	7
04:30	0	2	3	6	6	0	3	20
04:45	0	4	7	5	6	0	5	27
05:00	1	5	2	6	5	0	8	27
05:15	0	5	1	4	4	0	2	16
05:30	1	8	2	13	5	0	6	35
05:45	5	15	7	15	13	0	5	60
06:00	2	21	10	16	14	2	10	75
06:15	8	17	5	20	12	0	8	70
06:30	7	16	9	22	12	2	9	77
06:45	3	25	11	28	24	2	13	106
07:00	5	25	18	33	18	2	19	120
07:15	7	31	12	28	20	1	12	111
07:30	2	36	9	40	15	2	21	125
07:45	12	48	14	46	23	3	34	180
08:00	18	53	15	55	25	2	38	206
08:15	14	42	30	43	21	4	33	187
08:30	11	61	17	33	25	5	54	206
08:45	16	67	31	55	22	4	43	238
09:00	22	73	21	83	54	6	46	305
09:15	23	68	20	66	37	4	46	264
09:30	51	61	38	74	29	4	41	298
09:45	25	66	39	92	32	3	57	314
10:00	29	65	32	77	45	11	52	311
10:15	24	59	37	90	38	9	59	316
10:30	24	67	28	86	34	12	61	312
10:45	35	70	48	104	45	6	56	364
11:00	24	67	42	93	37	4	55	322
11:15	29	70	40	106	48	21	55	369
11:30	23	64	39	99	47	15	58	345
11:45	26	82	56	109	43	8	44	368
12:00	25	66	31	101	54	15	48	340
12:15	29	67	45	107	55	11	58	372
12:30	32	80	40	102	49	12	48	363
12:45	30	52	44	101	50	12	57	346
13:00	20	61	45	97	41	15	43	322
13:15	25	75	34	79	37	9	42	301
13:30	25	53	42	81	48	20	39	308
13:45	24	56	33	80	53	14	49	309
14:00	28	68	35	91	40	7	43	312
14:15	25	57	38	89	40	11	38	298
14:30	19	57	32	75	34	9	45	271
14:45	22	40	39	92	48	5	50	296
15:00	23	64	40	72	47	9	36	291
15:15	22	57	24	74	43	8	47	275

			TCS 4167		Traffic Counts			
15:30	15	38	29	84	54	8	34	262
15:45	17	39	23	92	51	9	40	271
16:00	25	43	28	86	33	12	41	268
16:15	26	43	30	82	41	11	30	263
16:30	20	56	25	74	43	8	38	264
16:45	21	59	24	67	50	28	35	284
17:00	9	51	33	68	46	4	33	244
17:15	27	62	37	89	45	11	33	304
17:30	35	44	22	73	50	9	44	277
17:45	32	53	29	84	54	11	35	298
18:00	29	47	23	68	58	9	38	272
18:15	21	56	36	68	40	5	40	266
18:30	16	42	20	64	43	10	50	245
18:45	14	43	23	61	32	7	32	212
19:00	20	37	34	61	38	7	43	240
19:15	14	35	32	64	39	10	29	223
19:30	19	36	15	48	31	4	32	185
19:45	17	31	12	45	34	7	43	189
20:00	16	20	22	48	34	8	37	185
20:15	9	30	14	39	30	8	32	162
20:30	11	20	24	33	26	3	23	140
20:45	5	24	19	31	24	1	33	137
21:00	7	20	12	26	26	2	18	111
21:15	9	15	20	34	23	1	19	121
21:30	11	21	12	32	21	4	26	127
21:45	8	16	19	28	28	1	16	116
22:00	7	25	17	33	22	2	13	119
22:15	7	19	15	31	26	1	16	115
22:30	4	18	8	38	23	2	20	113
22:45	8	11	14	22	16	2	17	90
23:00	3	22	13	24	17	4	10	93
23:15	5	15	12	31	14	0	17	94
23:30	6	15	16	22	25	1	13	98
23:45	5	10	10	19	11	0	19	74
24:00	6	11	11	20	15	2	10	75

Approach 1 AM peak 1422 11:00 - 12:00 PM peak 1403 12:00 - 13:00 Daily
Total 17166

On Sunday, 13 October 2013

Approach 1	1	2	4	5	6	7	8	
00:15	2	22	14	19	24	1	9	91
00:30	1	12	10	11	9	0	14	57
00:45	1	10	1	15	13	2	12	54
01:00	2	13	4	14	12	1	5	51
01:15	2	3	5	8	12	0	3	33
01:30	2	12	1	9	9	1	1	35
01:45	2	5	6	7	6	0	7	33
02:00	1	3	1	4	3	0	5	17
02:15	0	3	3	4	2	0	1	13
02:30	0	1	5	7	4	0	2	19
02:45	0	7	2	4	3	0	3	19
03:00	1	8	3	3	2	0	1	18
03:15	1	2	1	7	4	0	3	18
03:30	3	7	4	3	4	0	1	22
03:45	0	5	6	4	3	0	2	20
04:00	0	1	1	4	1	0	2	9
04:15	0	1	2	3	1	0	3	10
04:30	1	4	3	2	1	0	1	12
04:45	0	2	4	9	0	0	3	18
05:00	1	1	2	2	0	0	4	10
05:15	0	5	1	3	3	0	2	14
05:30	0	7	5	5	2	0	2	21
05:45	3	7	6	9	9	0	2	36
06:00	2	6	8	9	10	1	5	41
06:15	2	6	5	9	8	0	4	34
06:30	4	9	9	11	8	0	12	53

	TCS 4167 Traffic Counts							
06:45	4	9	5	14	13	1	18	64
07:00	3	7	10	15	9	1	9	54
07:15	6	12	9	19	9	0	12	67
07:30	6	9	10	18	7	0	13	63
07:45	6	19	4	16	7	0	16	68
08:00	5	29	10	21	13	1	16	95
08:15	9	37	15	19	15	1	15	111
08:30	9	28	15	31	14	0	25	122
08:45	7	22	22	42	17	5	32	147
09:00	12	41	24	30	22	1	33	163
09:15	22	60	19	47	30	3	32	213
09:30	12	55	14	50	39	8	47	225
09:45	21	58	25	52	40	3	45	244
10:00	40	59	29	68	43	5	53	297
10:15	22	49	24	61	44	8	44	252
10:30	23	48	30	62	29	5	34	231
10:45	19	54	36	65	37	11	48	270
11:00	25	65	20	84	38	7	45	284
11:15	24	60	34	80	35	7	49	289
11:30	24	59	39	69	27	7	47	272
11:45	18	50	21	79	38	13	39	258
12:00	27	56	37	75	43	9	39	286
12:15	34	59	44	77	31	3	35	283
12:30	24	80	41	78	51	11	30	315
12:45	20	51	24	53	35	4	38	225
13:00	19	47	31	73	28	5	39	242
13:15	33	51	29	73	39	8	44	277
13:30	12	58	38	66	39	8	37	258
13:45	17	48	22	79	43	12	37	258
14:00	20	54	20	67	38	6	37	242
14:15	20	47	29	58	35	4	39	232
14:30	10	49	18	58	35	8	41	219
14:45	19	39	27	86	31	6	32	240
15:00	13	38	26	75	34	7	40	233
15:15	14	51	30	56	41	1	28	221
15:30	18	39	21	69	32	6	30	215
15:45	13	41	28	62	39	5	33	221
16:00	18	40	24	69	42	5	27	225
16:15	20	45	29	71	42	7	31	245
16:30	9	44	30	70	40	3	36	232
16:45	11	56	27	65	43	4	29	235
17:00	10	54	24	61	30	3	23	205
17:15	21	54	28	65	39	8	27	242
17:30	17	51	15	58	30	5	33	209
17:45	17	54	24	67	38	7	29	236
18:00	10	45	30	81	41	11	37	255
18:15	17	41	24	72	40	3	30	227
18:30	15	33	27	54	29	2	18	178
18:45	12	28	28	49	32	5	39	193
19:00	16	33	24	44	32	4	39	192
19:15	7	24	19	65	27	4	41	187
19:30	10	30	18	37	29	6	27	157
19:45	13	32	15	45	35	5	25	170
20:00	7	17	19	42	28	6	23	142
20:15	7	30	21	35	32	4	28	157
20:30	11	22	20	47	24	1	30	155
20:45	12	26	20	36	28	3	32	157
21:00	8	20	13	29	20	2	22	114
21:15	5	19	13	41	22	3	24	127
21:30	6	18	8	24	22	3	21	102
21:45	4	17	19	23	20	1	12	96
22:00	3	20	9	19	20	4	11	86
22:15	7	18	13	23	20	3	17	101
22:30	4	9	12	16	16	0	15	72
22:45	6	7	7	10	14	2	14	60
23:00	7	10	5	11	11	1	12	57
23:15	1	7	9	11	12	0	13	53
23:30	4	18	3	10	9	2	7	53

TCS 4167 Traffic Counts

23:45	4	0	4	8	6	0	4	26
24:00	1	7	2	6	13	2	4	35

Approach 1 AM peak 1115 10:30 - 11:30 PM peak 1065 12:00 - 13:00 Daily
 Total 13495

On Monday, 14 October 2013

Approach 1	1	2	4	5	6	7	8	
00:15	0	2	0	10	4	0	0	16
00:30	2	4	1	3	3	0	6	19
00:45	1	5	2	2	5	0	3	18
01:00	1	1	1	2	8	0	0	13
01:15	0	1	2	2	5	0	2	12
01:30	2	2	1	2	3	0	0	10
01:45	0	1	3	3	4	0	2	13
02:00	0	1	1	1	1	1	1	6
02:15	0	2	2	3	0	0	1	8
02:30	0	0	0	2	0	0	2	4
02:45	0	1	1	2	0	0	0	4
03:00	0	0	5	1	1	0	0	7
03:15	1	2	2	2	3	0	0	10
03:30	0	2	0	4	1	0	0	7
03:45	0	1	0	4	2	0	3	10
04:00	0	6	4	5	6	0	3	24
04:15	1	7	1	4	4	0	3	20
04:30	2	2	4	9	7	1	4	29
04:45	1	5	4	13	9	3	5	40
05:00	2	8	8	16	6	0	8	48
05:15	1	11	8	22	12	2	6	62
05:30	5	28	8	33	17	0	17	108
05:45	4	39	13	52	24	1	12	145
06:00	7	48	7	33	31	4	15	145
06:15	13	53	13	51	36	6	24	196
06:30	14	56	20	60	39	4	22	215
06:45	21	79	18	74	43	13	28	276
07:00	26	81	11	75	39	6	29	267
07:15	15	67	21	95	56	15	25	294
07:30	31	82	33	99	60	15	45	365
07:45	26	74	35	117	63	16	39	370
08:00	38	117	33	143	69	21	55	476
08:15	31	94	49	150	76	15	50	465
08:30	39	110	34	124	68	20	55	450
08:45	35	93	37	116	63	15	76	435
09:00	36	85	46	111	63	14	61	416
09:15	38	66	39	92	36	7	46	324
09:30	24	58	34	91	32	7	42	288
09:45	27	66	34	75	36	8	38	284
10:00	22	46	29	68	36	3	36	240
10:15	26	55	28	62	26	2	30	229
10:30	21	42	29	86	32	4	42	256
10:45	17	42	35	67	28	4	33	226
11:00	19	44	32	81	37	4	39	256
11:15	12	33	27	62	31	11	33	209
11:30	15	49	38	72	31	6	23	234
11:45	23	50	33	63	25	2	38	234
12:00	23	54	35	72	32	3	36	255
12:15	15	53	25	74	35	6	38	246
12:30	24	32	36	77	42	9	32	252
12:45	17	48	32	81	35	4	31	248
13:00	19	55	30	60	26	6	28	224
13:15	22	53	28	80	37	9	36	265
13:30	16	51	30	78	19	5	40	239
13:45	15	63	26	70	38	2	31	245
14:00	9	52	33	85	35	5	31	250
14:15	21	58	36	93	28	5	48	289
14:30	26	69	29	96	51	9	39	319
14:45	23	72	39	87	51	13	50	335

	TCS 4167 Traffic Counts							
15:00	28	88	61	129	41	14	50	411
15:15	32	84	43	141	52	10	67	429
15:30	32	95	68	97	50	10	66	418
15:45	31	93	59	153	70	21	52	479
16:00	38	86	54	143	36	14	51	422
16:15	29	94	52	135	51	9	60	430
16:30	27	81	47	163	50	11	71	450
16:45	26	90	55	130	40	13	59	413
17:00	33	100	49	141	63	14	41	441
17:15	41	104	47	148	45	12	75	472
17:30	32	100	36	153	63	17	58	459
17:45	27	82	41	164	56	12	62	444
18:00	20	96	47	131	46	10	51	401
18:15	22	85	51	141	49	13	42	403
18:30	19	75	48	117	52	10	46	367
18:45	12	69	42	106	38	5	49	321
19:00	20	45	30	70	34	2	44	245
19:15	20	43	25	67	32	7	40	234
19:30	13	46	27	65	50	12	32	245
19:45	11	41	36	77	41	3	28	237
20:00	4	33	24	62	22	2	21	168
20:15	6	27	19	50	28	4	23	157
20:30	11	24	19	56	21	2	21	154
20:45	14	31	12	39	15	2	22	135
21:00	3	27	21	44	25	2	18	140
21:15	7	19	12	26	23	4	17	108
21:30	16	19	13	34	20	0	23	125
21:45	16	25	13	25	27	2	12	120
22:00	20	22	9	30	19	3	20	123
22:15	5	21	6	33	12	2	13	92
22:30	6	16	9	19	10	0	11	71
22:45	8	7	9	20	15	1	13	73
23:00	6	8	8	14	10	0	12	58
23:15	2	8	5	6	10	1	10	42
23:30	0	7	5	9	7	0	5	33
23:45	1	4	5	8	8	1	3	30
24:00	1	3	1	12	3	0	6	26

Approach 1 AM peak 1826 07:45 - 08:45 PM peak 1816 16:45 - 17:45 Daily
Total 20326

TCS 732 LX Data

SLOT26=6,4,3!INT=732!VC=5!CS=152!PK=/ZSL=0!
COM=DO,P,4:2,H!BPS=1200!PH=98963845!DD=0!CTYPE=C24V5R20S41!
LS=ON!
IK=!
S#=37!LM=MF!RMN=0!DCL=120!
VOLS=1-24!
AT=8!BT=8!CT=8!DT=7!ET=6!FT=8!
W1=6AB*!W1T=14!W2=6AC*!W2T=14!W3=8DE*!W3T=32!
PP1=0,0F!PP2=0,0F!
PP3=0,0F!PP4=0,0F!

I=732!PLAN=1!SF=Z-!XSF=0!
A=0PDFGB!
B=20FGE!
E=12TGFGD!
D=20TGFGF!
F=28TGA!
C=1E!

I=732!PLAN=2!SF=Z-!XSF=0!
A=0PDFGB!
B=20FGE!
E=12TGFGD!
D=20TGFGF!
F=24TGA!
C=1E!

I=732!PLAN=3!SF=Z-!XSF=0!
A=0PDFGB!
B=16FGE!
E=12TGFGD!
D=24TGFGF!
F=20TGA!
C=1E!

I=732!PLAN=4!SF=Z-!XSF=0!
A=0PDFGB!
B=16FGE!
E=12TGFGD!
D=22TGFGF!
F=18TGA!
C=1E!

SS=37!LCL=42!HCL=140!SCL=58,0!KCL=0!ZSS=0!
SK=DDOVBFSS!
XCL=120!SZ=90,100!SMX=/
FCL=30,40,45,50,60,70,75,80,90,100,110,115,120,125,130,140!
PS1=42^,62!PS2=72,150!PS3=72,150!PS4=72,150!
LP1=18,18C1233!
LP2=44,43C1233!
LP3=38,39C1233!
LP4=-24,-28C1233!

TCS 732 Traffic Counts

Tuesday, 08 October 2013

approach - detector(s)...

Approach	1	1	2	3	4	5	6	7	8	9	10	11	12	13	14
15															
00:15		3	12	18	2	2	10	6	0	5	2	4	2	0	5
0	71														
00:30		1	16	14	1	5	10	4	0	4	2	2	0	0	1
0	60														
00:45		3	7	10	1	6	5	3	0	5	2	2	2	0	4
1	51														
01:00		7	12	19	0	2	6	3	0	7	1	5	1	0	5
1	69														
01:15		1	12	12	2	0	5	5	0	3	1	2	3	0	2
0	48														
01:30		1	9	3	2	0	4	0	0	5	0	1	1	0	3
0	29														
01:45		5	9	11	1	6	5	5	0	4	2	0	0	0	3
1	52														
02:00		1	10	8	2	5	1	4	0	9	0	2	0	0	1
0	43														
02:15		2	4	3	1	2	5	3	0	4	0	0	0	0	0
0	24														
02:30		1	10	7	1	6	4	5	0	2	0	0	0	0	4
0	40														
02:45		2	14	8	1	3	4	2	0	8	0	1	0	0	2
0	45														
03:00		2	12	10	3	3	3	5	0	2	0	1	1	0	4
0	46														
03:15		3	13	12	3	10	5	3	0	1	0	1	0	0	3
0	54														
03:30		4	9	3	2	8	6	4	0	3	1	1	1	0	1
0	43														
03:45		5	15	11	4	6	7	3	0	6	0	5	2	0	5
2	71														
04:00		1	13	7	5	11	9	9	0	7	1	4	2	1	4
0	74														
04:15		3	19	9	13	8	8	9	0	8	2	5	1	0	10
0	95														
04:30		8	18	17	11	5	12	15	0	3	2	7	1	0	10
1	110														
04:45		16	34	41	16	9	20	26	0	6	1	14	7	1	9
2	202														
05:00		7	31	50	18	21	22	20	0	6	8	5	4	2	23
1	218														
05:15		14	32	9	20	15	29	29	0	12	2	6	4	0	26
1	199														
05:30		12	164	9	29	35	67	62	2	23	7	13	4	2	30
2	461														
05:45		27	130	28	46	48	69	111	1	36	7	37	13	2	45
7	607														
06:00		26	50	24	62	73	104	107	1	22	13	24	18	2	51
1	578														
06:15		19	48	28	54	61	133	124	0	29	8	29	12	2	52
4	603														
06:30		28	55	40	71	118	159	157	1	34	21	28	27	4	62
12	817														
06:45		33	53	48	85	116	155	159	0	69	17	33	27	3	90
11	899														
07:00		29	51	71	87	87	150	164	1	53	12	40	28	2	85
12	872														
07:15		26	65	61	62	93	134	152	1	75	24	38	32	3	110
9	885														
07:30		35	74	74	88	132	172	170	1	53	18	50	46	3	97
15	1028														
07:45		44	77	91	105	132	149	162	1	93	39	44	50	5	137
13	1142														
08:00		45	79	79	95	114	149	140	1	86	29	54	49	12	153

TCS 732 Traffic Counts

16 1101														
08:15	50	86	113	90	109	136	143	0	71	30	66	64	7	137
18 1120														
08:30	43	90	119	92	115	134	146	2	85	21	54	46	9	126
12 1094														
08:45	66	88	114	89	96	123	124	0	85	21	64	47	4	115
19 1055														
09:00	58	94	103	65	79	106	118	1	81	17	42	43	10	119
16 952														
09:15	37	91	92	54	49	94	91	0	68	5	52	30	6	105
9 783														
09:30	37	74	92	38	51	101	89	1	66	13	30	30	5	70
4 701														
09:45	32	79	84	47	40	85	88	1	66	5	31	20	7	80
9 674														
10:00	40	66	85	38	45	69	68	0	51	12	30	30	5	63
11 613														
10:15	42	65	70	29	38	69	67	0	52	11	30	12	1	56
5 547														
10:30	42	76	93	38	43	64	53	1	61	13	23	27	0	61
6 601														
10:45	35	70	99	29	36	63	68	0	65	11	24	36	6	63
12 617														
11:00	40	74	87	27	33	58	50	0	55	12	32	18	3	59
9 557														
11:15	42	72	81	31	41	63	60	1	62	6	23	26	2	50
2 562														
11:30	36	79	83	32	37	48	60	1	57	12	34	27	2	65
15 588														
11:45	36	59	99	35	41	59	59	1	64	10	24	29	5	61
8 590														
12:00	38	68	94	32	40	51	55	0	56	10	22	21	6	67
11 571														
12:15	44	80	88	23	46	65	52	0	54	6	20	17	5	60
5 565														
12:30	34	79	89	31	38	53	48	1	53	8	30	24	1	85
6 580														
12:45	36	75	97	41	42	57	57	0	59	10	23	19	4	54
5 579														
13:00	43	73	102	34	44	61	70	1	73	7	30	25	3	60
8 634														
13:15	47	80	101	36	43	68	57	0	60	16	33	25	1	62
2 631														
13:30	51	85	113	30	42	65	63	1	63	24	28	18	4	57
12 656														
13:45	56	92	105	34	45	69	74	0	68	13	35	27	4	64
8 694														
14:00	56	76	84	36	48	53	58	1	81	13	29	20	11	68
9 643														
14:15	60	87	105	47	52	56	66	0	65	8	21	24	2	73
2 668														
14:30	59	109	140	39	47	69	73	2	99	12	32	26	5	82
11 805														
14:45	78	120	160	48	44	61	91	0	86	14	32	24	4	72
6 840														
15:00	74	122	148	49	35	54	60	0	109	11	33	32	3	71
10 811														
15:15	73	122	161	34	45	57	60	1	89	12	38	45	7	88
11 843														
15:30	103	154	208	54	54	82	91	1	97	21	38	31	5	83
11 1033														
15:45	106	156	215	44	40	50	66	1	122	21	49	37	12	103
9 1031														
16:00	114	190	251	56	42	59	75	2	122	15	41	42	6	113
12 1140														
16:15	136	199	257	29	40	61	61	0	119	16	39	55	7	110
19 1148														
16:30	142	212	259	49	45	62	82	1	125	19	46	64	5	110

TCS 732 Traffic Counts

20 1241															
16:45	169	226	264	38	46	64	66	3	129	20	39	42	5	94	
12 1217															
17:00	131	202	271	49	38	58	66	0	117	19	42	58	5	108	
9 1173															
17:15	179	238	331	39	44	76	78	3	126	24	30	47	20	106	
11 1352															
17:30	144	201	235	43	46	75	88	1	118	26	45	73	11	143	
15 1264															
17:45	128	194	253	41	34	70	69	2	119	22	43	47	5	130	
9 1166															
18:00	123	201	244	34	39	51	59	0	140	20	53	43	4	110	
6 1127															
18:15	64	152	203	27	22	77	49	1	91	17	42	38	6	74	
11 874															
18:30	67	133	179	32	32	49	63	1	75	14	28	33	6	65	
10 787															
18:45	47	114	149	24	26	52	52	0	80	13	38	29	4	67	
12 707															
19:00	33	82	106	25	27	48	43	1	69	11	31	29	4	68	
4 581															
19:15	35	51	81	19	25	43	34	2	53	10	38	22	2	45	
6 466															
19:30	31	64	73	18	22	39	39	1	55	6	39	15	4	36	
5 447															
19:45	25	52	80	10	21	29	28	0	45	12	28	21	1	31	
6 389															
20:00	22	40	55	14	18	39	24	0	40	6	20	22	5	37	
7 349															
20:15	20	59	79	14	13	23	23	0	35	9	12	16	2	35	
3 343															
20:30	20	49	57	13	18	20	24	1	32	9	20	8	4	28	
3 306															
20:45	23	38	45	10	21	30	26	0	25	6	21	18	2	24	
5 294															
21:00	11	38	41	13	18	30	23	0	18	5	16	6	1	21	
4 245															
21:15	20	41	41	10	17	30	35	0	25	14	13	11	0	18	
4 279															
21:30	22	46	51	7	16	33	32	1	36	6	14	11	2	25	
3 305															
21:45	20	40	53	9	14	31	33	0	29	5	15	8	1	28	
3 289															
22:00	9	45	30	10	11	19	16	0	24	6	18	7	0	17	
1 213															
22:15	15	55	77	7	16	25	30	0	29	6	7	8	1	17	
0 293															
22:30	9	38	44	6	15	18	19	0	21	3	12	7	0	13	
1 206															
22:45	6	23	35	9	8	19	23	1	24	5	10	6	3	14	
1 187															
23:00	13	42	53	7	8	12	11	0	22	4	6	9	1	9	
1 198															
23:15	9	27	25	4	14	11	11	0	18	2	7	3	1	9	
0 141															
23:30	4	22	25	7	5	12	12	0	9	3	1	5	0	9	
0 114															
23:45	3	21	16	3	6	7	5	0	11	1	0	1	0	9	
0 83															
24:00	3	12	13	8	8	12	6	0	7	1	8	0	1	6	
0 85															

Approach 1 AM peak 4502 07:35 - 08:35 PM peak 5034 16:35 - 17:35 Daily
 Total 52284

On Wednesday, 09 October 2013

Approach 1 1 2 3 4 5 6 7 8 9 10 11 12 13 14
 15

TCS 732 Traffic Counts

00:15	7	15	17	3	4	8	7	0	6	2	1	2	1	8
1 82														
00:30	3	16	18	3	2	13	6	0	10	0	1	0	0	1
0 73														
00:45	3	13	12	1	1	8	6	0	12	0	1	2	0	4
3 66														
01:00	2	13	6	1	7	7	3	0	3	2	2	2	0	2
0 50														
01:15	1	9	7	2	3	6	7	0	6	1	2	0	0	5
1 50														
01:30	3	9	12	2	2	7	2	0	4	0	2	1	0	3
0 47														
01:45	1	11	5	4	1	7	5	0	2	0	0	2	0	2
0 40														
02:00	0	7	7	4	4	7	5	0	7	0	0	2	1	3
1 48														
02:15	3	10	6	4	1	9	7	0	5	0	1	1	1	2
1 51														
02:30	3	11	3	1	3	7	5	0	3	0	1	0	0	1
0 38														
02:45	2	14	12	4	4	5	4	0	5	0	4	0	1	2
0 57														
03:00	3	19	17	5	2	4	6	0	4	0	0	1	1	4
0 66														
03:15	2	14	2	5	11	11	11	0	4	1	1	1	0	3
0 66														
03:30	1	10	2	1	6	4	8	0	4	0	1	0	0	2
0 39														
03:45	6	15	10	5	8	11	3	0	5	1	2	2	0	5
0 73														
04:00	4	16	8	7	5	7	10	0	7	1	4	3	0	6
1 79														
04:15	5	15	11	7	10	8	6	0	2	5	6	2	0	10
1 88														
04:30	5	27	10	11	7	13	11	0	3	0	7	3	1	9
1 108														
04:45	11	29	16	11	10	24	20	0	10	2	9	9	1	13
0 165														
05:00	13	33	17	27	21	29	37	0	12	6	9	7	1	19
4 235														
05:15	11	40	10	27	27	32	37	0	12	4	11	4	1	28
0 244														
05:30	10	33	15	35	37	49	65	1	31	8	13	5	1	28
8 339														
05:45	21	57	23	44	64	86	116	0	30	13	35	16	3	56
4 568														
06:00	31	38	42	79	87	107	134	1	25	15	25	19	6	55
10 674														
06:15	26	54	61	60	97	119	122	0	36	7	34	21	5	58
6 706														
06:30	40	65	68	77	100	154	182	1	56	17	33	25	3	88
17 926														
06:45	45	58	47	76	110	163	167	0	56	21	46	42	5	100
8 944														
07:00	34	53	65	96	110	145	180	1	51	18	31	41	4	82
18 929														
07:15	28	74	47	79	102	153	171	2	71	12	41	29	3	99
7 918														
07:30	33	66	101	81	135	177	179	1	66	20	49	46	12	118
16 1100														
07:45	40	77	85	97	135	177	177	1	61	24	41	49	4	112
22 1102														
08:00	48	103	84	77	103	126	132	2	93	25	52	59	22	151
20 1097														
08:15	52	84	82	104	125	165	159	0	79	33	53	63	19	123
18 1159														
08:30	43	77	96	102	129	134	155	2	90	17	73	55	9	136

TCS 732 Traffic Counts

18 1136														
08:45	45	90	100	103	115	143	144	1	82	16	60	45	8	145
14 1111														
09:00	38	87	122	72	85	115	122	1	92	19	49	33	2	120
18 975														
09:15	43	79	83	61	93	118	126	1	70	16	49	26	7	105
7 884														
09:30	37	80	86	43	41	103	87	1	70	11	43	39	4	74
8 727														
09:45	41	75	95	47	52	91	92	1	72	11	33	24	3	72
9 718														
10:00	31	79	74	41	37	65	74	0	73	12	29	28	2	73
10 628														
10:15	32	74	78	40	43	65	61	0	60	7	28	26	4	74
7 599														
10:30	23	67	62	32	35	74	59	1	42	7	29	24	6	63
5 529														
10:45	38	74	87	36	51	64	63	0	44	8	24	24	4	63
13 593														
11:00	37	84	76	33	52	56	58	0	60	8	21	19	1	59
5 569														
11:15	40	80	82	31	32	55	57	0	68	12	31	26	3	54
7 578														
11:30	31	54	65	39	44	70	51	1	62	16	22	21	7	57
5 545														
12:00	61	123	136	41	48	60	68	0	81	15	27	23	5	77
13 778														
12:15	41	88	91	36	37	60	56	0	70	14	31	27	2	86
4 643														
12:30	42	85	106	28	40	75	77	1	63	5	34	16	6	81
11 670														
12:45	36	77	75	28	28	56	56	0	70	9	30	24	5	67
7 568														
13:00	39	64	83	33	54	68	69	2	60	15	28	15	2	67
9 608														
13:15	55	87	113	37	39	75	67	0	65	7	26	32	8	57
10 678														
13:30	50	84	96	45	51	59	56	1	86	15	36	30	1	72
9 691														
13:45	48	79	83	36	39	60	81	0	70	17	33	25	3	74
4 652														
14:00	55	80	102	38	46	56	69	1	62	12	34	16	5	73
8 657														
14:15	72	96	100	41	35	50	59	0	54	15	36	31	9	71
7 676														
14:30	66	101	138	52	47	67	78	0	79	13	31	23	6	74
6 781														
14:45	105	142	159	45	50	74	84	1	84	16	46	26	7	81
4 924														
15:00	63	125	162	50	41	66	74	0	81	12	31	47	16	78
15 861														
15:15	95	135	154	47	44	68	78	0	110	15	37	31	4	98
9 925														
15:30	98	139	165	51	50	83	70	2	106	17	51	37	6	103
3 981														
15:45	111	138	194	40	43	56	73	2	110	15	46	40	8	115
12 1003														
16:00	82	153	187	41	33	59	64	2	104	22	55	36	9	96
12 955														
16:15	97	162	167	47	45	56	67	0	113	16	34	51	7	115
14 991														
16:30	106	165	205	52	38	58	64	1	123	24	42	45	15	141
15 1094														
16:45	105	155	197	39	33	58	64	20	105	20	70	55	13	135
14 1083														
17:00	106	183	202	46	36	57	61	0	116	23	58	46	12	115
15 1076														
17:15	130	176	217	29	43	57	58	3	135	21	48	66	16	136

TCS 732 Traffic Counts

20 1155														
17:30	128	186	233	46	47	77	85	2	117	31	47	57	6	121
20 1203														
17:45	119	189	233	39	48	62	67	2	141	32	51	53	13	139
10 1198														
18:00	102	160	194	31	45	64	61	1	118	22	42	49	8	121
5 1023														
18:15	84	162	213	37	38	58	57	1	106	16	38	32	6	61
7 916														
18:30	62	132	151	36	27	60	50	1	77	20	40	33	2	70
12 773														
18:45	40	108	143	23	37	46	50	1	78	6	31	26	3	67
7 666														
19:00	53	81	101	30	27	36	41	0	60	14	32	28	2	67
10 582														
19:15	47	80	103	23	26	38	38	1	72	16	29	24	3	39
16 555														
19:30	33	62	79	22	34	44	46	1	72	14	23	17	2	54
6 509														
19:45	42	58	90	18	21	41	37	0	45	18	24	33	2	39
5 473														
20:00	21	60	75	17	26	27	41	0	37	13	18	14	4	45
5 403														
20:15	33	54	75	14	20	25	34	0	40	9	24	16	2	31
3 380														
20:30	32	61	82	14	18	28	33	1	41	6	19	17	3	33
6 394														
20:45	18	42	56	17	16	31	40	1	51	10	17	13	0	36
5 353														
21:00	18	43	52	11	19	36	37	0	47	7	15	6	0	30
5 326														
21:15	24	49	67	9	12	22	28	0	28	6	16	7	1	32
2 303														
21:30	14	42	48	8	22	38	37	1	29	4	19	3	4	33
2 304														
21:45	20	37	60	13	11	31	36	0	38	14	13	10	0	19
5 307														
22:00	16	46	61	6	13	27	21	0	34	5	12	15	2	29
2 289														
22:15	13	49	79	7	16	29	20	0	35	8	16	8	2	26
1 309														
22:30	14	35	55	8	12	6	25	0	30	3	5	7	0	16
1 217														
22:45	7	46	58	6	12	11	21	2	23	5	7	9	0	14
1 222														
23:00	16	28	44	5	11	18	12	0	28	2	7	6	0	11
1 189														
23:15	12	32	39	5	10	21	17	0	23	1	7	8	1	10
2 188														
23:30	8	25	35	8	7	15	9	0	22	1	7	5	2	10
0 154														
23:45	3	28	34	3	5	13	9	0	10	5	4	4	1	6
0 125														
24:00	4	17	25	6	10	21	8	0	14	2	5	2	0	4
0 118														

Approach 1 AM peak 4537 07:25 - 08:25 PM peak 4670 16:55 - 17:55 Daily
 Total 52748

On Thursday, 10 October 2013

Approach 1	1	2	3	4	5	6	7	8	9	10	11	12	13	14
15														
00:15	6	20	26	2	5	7	7	0	12	0	7	4	1	13
1 111														
00:30	3	11	17	2	10	11	10	0	5	2	2	0	0	2
1 76														
00:45	4	14	10	1	1	4	5	0	11	0	0	3	0	3

TCS 732 Traffic Counts

01:00	2 58	6	11	8	5	3	3	5	0	4	3	2	2	0	2
01:15	2 56	0	12	18	2	2	5	6	0	7	0	2	0	0	2
01:30	2 58	2	11	13	2	4	4	3	0	6	1	3	1	0	3
01:45	1 54	1	11	13	1	1	14	4	0	8	0	0	0	0	6
02:00	0 59	1	7	11	0	5	8	6	0	7	1	0	1	0	3
02:15	1 51	1	9	8	6	1	6	7	0	8	0	3	1	0	0
02:30	0 50	2	13	4	1	6	4	2	0	17	1	1	1	0	2
02:45	1 55	5	15	6	0	10	6	4	0	9	1	3	0	0	1
03:00	0 60	5	13	5	6	2	9	7	0	5	0	0	2	0	5
03:15	0 59	3	17	7	9	9	10	8	0	4	0	3	0	1	4
03:30	0 75	7	16	16	2	8	6	5	0	3	2	1	2	1	2
03:45	2 73	3	13	8	6	10	8	7	0	6	2	4	1	0	5
04:00	0 73	5	16	11	5	6	7	12	0	14	3	2	2	3	6
04:15	1 93	1	22	18	15	7	10	5	0	5	3	1	4	0	5
04:30	0 96	5	27	27	10	7	16	15	1	5	1	7	6	1	8
04:45	3 139	13	31	31	12	10	15	24	0	8	2	9	5	0	17
05:00	4 181	12	30	29	31	18	31	28	0	10	4	8	5	1	16
05:15	3 226	14	25	19	25	21	31	41	0	17	1	7	6	0	28
05:30	1 236	18	35	41	36	39	64	85	1	26	9	18	6	3	35
05:45	5 421	29	34	37	43	65	90	104	1	34	9	36	14	1	58
06:00	7 562	26	54	38	80	91	125	141	1	26	11	32	14	4	67
06:15	6 716	27	55	39	61	89	123	151	1	42	10	29	16	4	65
06:30	9 721	26	48	53	74	117	156	167	1	48	18	33	34	6	87
06:45	9 877	39	69	71	100	135	169	197	0	61	16	39	40	5	101
07:00	13 1055	27	75	59	78	104	139	149	1	74	17	33	31	8	83
07:15	11 889	33	54	51	66	120	152	170	1	56	20	40	32	5	102
07:30	13 915	40	96	120	80	113	155	156	1	58	22	42	45	11	119
07:45	10 1068	57	71	88	95	141	147	146	3	79	25	42	53	7	121
08:00	10 1085	51	90	102	112	147	152	153	1	84	33	68	61	5	131
08:15	20 1210	51	66	78	76	96	138	145	2	79	29	71	61	8	145
08:30	19 1064	49	108	121	117	125	143	152	1	89	18	45	60	9	119
08:45	19 1175	59	92	125	81	93	110	129	1	79	23	72	43	8	159
09:00	18 1092	61	104	123	89	117	128	147	0	79	21	47	39	5	108
09:15	20 1088	40	71	101	51	70	111	111	2	82	9	41	28	5	97

TCS 732 Traffic Counts

13 832														
09:30 10 733	34	82	75	50	72	86	92	1	56	24	35	30	3	83
09:45 11 715	40	82	88	44	59	88	81	0	66	8	34	20	3	91
10:00 10 579	39	73	66	32	39	68	66	0	66	7	26	23	2	62
10:15 7 540	40	67	78	30	46	54	54	0	50	6	19	33	1	55
10:30 6 598	48	75	85	35	41	68	55	1	56	10	24	30	6	58
10:45 6 573	43	73	90	34	40	55	57	0	64	10	29	15	8	49
11:00 10 581	47	63	67	33	36	60	60	1	57	7	37	29	6	68
11:15 6 578	40	67	82	28	46	61	49	1	57	14	34	29	1	63
11:30 4 553	42	70	91	26	35	53	51	1	64	6	31	20	4	55
11:45 4 589	56	81	83	34	41	58	53	1	53	15	27	15	5	63
12:00 12 616	39	71	84	40	34	64	52	1	63	13	29	29	5	80
12:15 5 558	37	74	85	28	37	49	53	1	66	19	23	28	2	51
12:30 9 608	39	88	86	40	35	58	57	1	52	14	31	19	9	70
12:45 11 622	51	74	100	38	50	57	55	0	57	12	24	23	6	64
13:00 6 585	37	75	84	36	36	61	57	0	73	12	29	24	2	53
13:15 17 620	54	80	79	33	37	60	63	2	64	12	31	25	6	57
13:30 8 644	53	74	98	40	49	55	57	1	53	12	40	25	4	75
13:45 8 654	57	80	87	38	39	72	73	0	66	13	29	20	9	63
14:00 9 680	59	76	91	47	38	60	61	1	80	21	29	27	4	77
14:15 8 703	66	96	110	35	49	51	59	1	82	9	33	26	6	72
14:30 11 761	67	105	126	50	40	78	92	2	66	16	25	23	3	57
14:45 13 836	79	100	140	50	39	67	73	0	80	16	42	36	8	93
15:00 8 855	91	135	137	52	42	71	72	1	86	10	26	33	9	82
15:15 12 813	82	120	151	7	34	73	61	0	92	18	44	38	5	76
15:30 13 975	102	138	175	21	43	70	79	0	95	25	50	52	13	99
15:45 12 953	110	153	170	15	55	52	65	3	93	16	48	43	6	112
16:00 12 952	95	166	182	14	35	62	65	2	107	15	48	39	11	99
16:15 15 1018	105	159	196	2	45	63	64	0	121	17	49	60	8	114
16:30 26 1043	110	160	167	15	36	65	63	1	118	19	64	50	8	141
16:45 14 1125	126	174	194	60	51	69	72	2	128	16	49	46	9	115
17:00 16 1026	105	167	176	65	41	57	53	1	116	24	42	50	9	104
17:15 15 1245	136	204	259	43	39	45	59	2	129	21	48	53	22	170
17:30 8 1306	171	222	244	47	41	77	84	0	116	17	41	67	10	161
17:45	209	229	275	61	27	51	51	2	117	31	68	49	12	136

TCS 732 Traffic Counts

15 1333														
18:00	142	220	271	83	42	69	69	1	104	11	43	35	4	90
12 1196														
18:15	88	159	195	20	26	58	55	0	104	15	37	35	8	83
13 896														
18:30	59	148	190	33	36	53	66	1	88	20	29	30	9	69
8 839														
18:45	46	120	147	43	41	53	45	1	75	10	39	39	8	62
10 739														
19:00	43	77	117	15	33	46	38	1	75	14	30	34	6	64
10 603														
19:15	41	76	100	13	21	37	46	1	52	15	37	32	6	51
8 536														
19:30	36	66	65	16	22	42	51	1	72	19	32	23	4	38
9 496														
19:45	28	56	79	15	22	30	37	0	51	10	18	23	2	41
7 419														
20:00	29	54	78	19	18	30	27	1	49	12	25	14	0	37
9 402														
20:15	26	50	65	13	21	33	34	0	49	8	19	12	2	33
8 373														
20:30	28	52	72	10	28	30	29	1	39	10	23	14	2	42
3 383														
20:45	25	49	69	8	24	49	27	0	36	11	19	12	1	30
4 364														
21:00	21	59	73	18	16	34	26	0	48	9	24	12	2	35
1 378														
21:15	25	56	77	6	20	38	32	0	33	10	23	16	2	40
4 382														
21:30	22	44	65	16	15	31	37	1	42	20	24	19	1	27
2 366														
21:45	26	55	66	10	18	36	33	0	34	17	22	16	0	35
7 375														
22:00	17	40	67	11	14	31	30	0	24	6	18	3	1	21
2 285														
22:15	18	44	62	11	16	22	25	0	24	5	8	12	4	19
3 273														
22:30	16	47	56	8	14	31	30	0	35	7	11	6	1	28
3 293														
22:45	16	36	54	7	8	20	18	1	21	4	5	7	1	10
1 209														
23:00	17	37	44	4	15	17	21	0	33	6	4	8	0	17
2 225														
23:15	8	39	48	5	13	13	10	1	22	5	4	5	1	14
1 189														
23:30	6	20	32	4	8	51	10	0	17	5	5	6	0	11
1 176														
23:45	4	17	32	5	4	10	8	0	12	3	2	3	0	5
1 106														
24:00	4	24	28	7	4	2	7	0	14	2	0	3	1	4
2 102														

Approach 1 AM peak 4576 07:40 - 08:40 PM peak 5082 16:55 - 17:55 Daily
 Total 53884

On Friday, 11 October 2013

Approach 1	1	2	3	4	5	6	7	8	9	10	11	12	13	14
15														
00:15	7	17	21	2	5	10	8	0	12	1	7	1	0	10
0 101														
00:30	3	15	19	4	4	11	3	0	12	3	0	1	0	5
0 80														
00:45	4	13	14	1	2	8	6	0	5	0	0	1	0	3
1 58														
01:00	5	14	16	3	1	5	7	0	5	1	2	2	0	3
1 65														
01:15	0	17	11	3	4	3	4	0	5	0	4	1	0	2

TCS 732 Traffic Counts

01:30	1	55	1	10	12	3	4	7	3	0	6	1	0	0	0	2
01:45	0	49	3	10	9	1	2	10	1	0	12	0	0	0	2	4
02:00	0	54	5	11	10	2	3	3	9	0	6	1	1	3	0	4
02:15	1	59	1	11	8	2	3	4	8	0	3	0	3	1	0	2
02:30	0	46	1	10	11	0	2	7	2	0	7	0	1	1	0	2
02:45	1	45	0	16	12	2	8	11	1	0	6	0	2	0	0	0
03:00	0	58	4	19	10	3	6	3	7	0	8	0	0	0	0	2
03:15	0	62	2	14	10	5	4	12	5	0	8	1	0	0	0	1
03:30	0	62	4	9	8	6	7	9	10	0	2	0	1	2	0	7
03:45	0	65	5	18	13	6	10	11	5	0	6	0	3	2	0	6
04:00	0	85	5	14	14	10	6	4	7	0	5	1	2	1	2	6
04:15	2	79	1	21	22	11	10	15	8	0	4	3	4	1	0	6
04:30	4	110	7	17	25	14	3	12	10	0	4	3	3	0	0	6
04:45	6	110	7	36	40	14	10	17	25	0	8	3	10	0	0	12
05:00	4	186	15	27	32	28	18	21	25	0	13	3	13	3	0	19
05:15	7	224	12	45	30	31	26	30	36	0	12	4	11	5	0	20
05:30	3	265	16	42	42	36	37	48	70	1	40	9	15	6	4	37
05:45	4	407	21	44	43	51	59	90	120	0	34	11	33	14	6	45
06:00	4	575	39	56	62	67	81	94	121	1	32	16	33	19	2	58
06:15	8	689	20	38	46	54	86	117	146	0	39	8	33	23	6	62
06:30	6	684	32	58	44	72	107	143	170	1	42	12	31	33	1	69
06:45	7	822	36	58	59	80	97	155	185	0	51	17	46	33	4	90
07:00	11	922	39	68	62	99	109	130	152	1	59	21	37	26	6	91
07:15	8	908	29	67	72	75	108	150	164	1	58	19	35	32	8	101
07:30	12	931	30	79	96	98	121	163	170	1	67	26	40	45	7	114
07:45	10	1067	52	102	120	87	105	153	163	1	83	27	51	45	11	134
08:00	16	1150	44	78	84	78	99	131	125	1	78	20	51	58	13	164
08:15	15	1039	36	80	87	101	132	152	170	1	76	27	48	50	18	135
08:30	23	1136	55	78	101	77	96	105	109	3	88	22	70	61	7	142
08:45	16	1030	53	87	105	98	100	126	133	1	83	20	34	45	4	110
09:00	17	1016	39	92	103	74	71	93	113	2	87	15	43	51	12	128
09:15	23	946	42	98	99	54	64	89	99	0	66	14	56	31	3	83
09:30	10	808	38	75	103	42	51	88	93	2	68	8	38	29	3	92
09:45	5	735	31	70	80	48	52	79	81	0	65	11	21	20	1	58

TCS 732 Traffic Counts

6 623	42	71	91	36	34	69	60	0	56	10	29	27	6	62
10:00 10 603	39	68	80	37	40	59	65	0	44	3	32	17	4	66
10:15 4 558	47	59	75	30	39	53	61	1	57	13	28	30	6	52
10:30 9 560	38	82	104	34	33	63	67	0	60	6	40	15	8	74
10:45 4 628	43	86	99	27	43	61	51	1	52	10	29	32	2	56
11:00 8 600	42	67	74	34	39	58	48	1	57	9	27	26	0	61
11:15 7 550	43	69	81	39	43	57	63	1	67	9	30	17	2	63
11:30 6 590	47	75	104	30	39	48	54	1	68	13	38	23	5	75
11:45 8 628	41	78	109	27	33	61	48	0	68	14	24	22	3	72
12:00 8 608	56	84	113	43	46	60	61	1	77	10	35	31	8	63
12:15 5 693	57	86	93	46	44	66	71	3	63	9	33	29	9	87
12:30 20 716	64	100	126	45	41	60	55	2	69	13	38	28	6	65
12:45 9 721	62	86	108	47	49	67	70	1	47	8	44	26	2	67
13:00 10 694	69	91	99	50	36	52	56	1	87	16	27	24	7	76
13:15 5 696	48	95	117	49	38	65	76	1	85	15	35	19	3	82
13:30 9 737	73	94	130	58	52	66	59	0	67	17	36	23	6	74
13:45 9 764	60	85	132	33	39	68	71	0	77	21	39	29	7	74
14:00 11 746	71	113	132	42	33	54	64	2	76	11	36	29	6	89
14:15 11 769	80	117	160	56	53	75	79	2	96	19	41	38	6	96
14:30 14 932	85	105	144	44	48	63	80	1	88	16	37	28	6	91
14:45 4 840	65	115	151	50	54	59	68	0	105	18	50	39	7	107
15:00 14 902	72	142	175	63	44	70	75	1	103	15	47	43	4	93
15:15 16 963	89	140	176	44	41	66	79	1	114	25	49	43	8	112
15:30 22 1009	108	153	196	117	32	87	84	2	117	21	53	40	6	109
15:45 11 1136	101	164	203	58	28	75	80	4	90	19	56	40	9	121
16:00 14 1062	95	144	187	36	24	53	47	1	125	16	65	63	12	120
16:15 11 999	111	168	217	113	61	67	80	1	114	18	44	50	6	98
16:30 11 1159	98	158	229	89	51	75	85	2	122	17	50	47	12	109
16:45 14 1158	119	191	243	32	39	73	80	1	125	20	40	39	10	100
17:00 8 1120	123	184	237	76	42	61	62	0	125	28	40	69	7	124
17:15 14 1192	122	199	253	39	37	78	83	1	114	19	36	51	4	119
17:30 11 1166	122	168	224	27	39	80	84	2	96	20	57	54	3	124
17:45 12 1112	82	143	199	37	40	69	64	1	116	30	62	37	11	115
18:00 12 1018	80	138	192	4	45	69	66	0	83	27	41	40	6	76
18:15														

TCS 732 Traffic Counts

10	877														
18:30	60	119	154	15	33	51	57	1	89	16	43	33	5	78	
14	768														
18:45	53	98	131	33	33	55	50	0	76	13	38	23	5	60	
11	679														
19:00	46	87	117	26	37	51	47	0	72	9	31	27	5	51	
10	616														
19:15	33	74	91	30	37	56	50	1	66	14	39	24	4	67	
9	595														
19:30	42	97	92	32	36	55	53	2	62	11	29	26	2	64	
6	609														
19:45	34	60	81	16	22	40	42	0	49	10	16	23	3	51	
3	450														
20:00	28	56	77	12	31	35	41	0	42	5	23	24	1	39	
6	420														
20:15	28	57	77	14	23	37	33	0	39	13	22	12	1	34	
4	394														
20:30	24	74	69	12	27	33	33	1	31	7	23	16	1	35	
5	391														
20:45	28	62	76	17	23	25	36	0	39	7	29	20	1	32	
3	398														
21:00	25	45	57	13	19	34	28	0	32	9	12	16	2	29	
4	325														
21:15	19	45	65	10	18	30	32	0	34	4	21	17	2	28	
2	327														
21:30	18	39	50	12	21	31	32	1	41	11	18	12	2	13	
5	306														
21:45	14	50	68	10	23	33	35	0	24	14	18	9	1	25	
0	324														
22:00	23	45	52	11	18	30	34	0	38	7	10	13	2	19	
2	304														
22:15	20	60	90	8	17	34	25	0	39	12	16	12	4	31	
2	370														
22:30	17	52	51	15	11	30	34	0	37	6	14	6	2	32	
4	311														
22:45	10	49	62	12	18	29	23	1	27	5	17	11	0	16	
2	282														
23:00	19	51	78	7	16	26	21	0	25	11	12	16	0	18	
2	302														
23:15	19	35	72	12	17	24	19	0	19	2	12	10	2	15	
34	292														
23:30	20	38	49	4	12	24	16	0	26	12	12	8	0	16	
2	239														
23:45	14	34	30	3	10	22	17	1	13	3	11	2	3	21	
3	187														
24:00	3	25	25	10	11	20	18	0	22	2	7	3	1	14	
0	161														

Approach 1 AM peak 4392 07:15 - 08:15 PM peak 4657 16:40 - 17:40 Daily
Total 54962

On Saturday, 12 October 2013

Approach 1	1	2	3	4	5	6	7	8	9	10	11	12	13	14
15														
00:15	10	22	41	7	9	15	14	0	23	8	8	4	1	22
2														
00:30	7	19	33	5	11	20	13	0	16	2	9	3	0	4
0														
00:45	3	20	27	6	6	16	15	0	14	7	8	4	1	12
1														
01:00	5	17	29	8	7	13	8	0	12	1	3	5	0	5
0														
01:15	3	23	29	2	5	14	5	0	8	4	7	2	0	2
1														
01:30	6	12	19	1	10	11	9	0	15	2	2	2	0	8
0														
01:45	3	12	11	1	1	5	2	0	11	4	5	0	0	5

TCS 732 Traffic Counts

02:00	60	2	18	17	2	1	8	5	0	7	4	1	2	0	3
02:15	72	1	10	7	3	2	8	4	0	8	2	0	0	0	3
02:30	48	1	14	14	1	4	9	5	0	9	0	3	1	0	2
02:45	63	3	16	21	2	3	6	5	0	8	1	1	2	0	2
03:00	71	2	12	8	3	3	5	4	0	6	1	2	1	0	4
03:15	51	2	13	5	3	7	9	8	0	6	0	2	0	0	4
03:30	59	5	6	6	5	3	9	6	1	3	0	1	0	0	4
03:45	49	1	13	17	3	7	2	1	0	9	0	0	0	0	2
04:00	55	6	17	4	3	3	6	4	0	2	0	2	0	0	4
04:15	51	1	8	8	4	3	8	3	0	3	0	1	3	0	2
04:30	44	1	11	12	5	3	11	10	0	6	1	1	1	0	3
04:45	66	11	20	19	9	6	15	14	0	12	1	4	4	0	7
05:00	123	3	21	27	18	4	19	6	0	4	1	4	3	0	4
05:15	116	3	13	10	2	8	14	14	0	4	2	1	3	0	7
05:30	82	5	16	16	7	12	20	16	0	15	2	7	5	0	11
05:45	133	11	29	11	26	15	29	37	0	12	3	20	9	0	18
06:00	221	13	124	10	26	15	29	25	0	14	5	5	7	0	22
06:15	298	13	26	20	14	16	25	20	1	19	2	19	13	4	23
06:30	217	13	38	66	21	21	38	77	0	25	4	8	7	1	16
06:45	336	21	44	41	16	24	36	34	0	28	4	14	11	1	22
07:00	299	10	41	32	29	23	27	43	0	22	3	16	13	1	31
07:15	293	15	37	63	13	13	20	25	1	29	6	7	10	2	26
07:30	269	14	43	36	17	26	39	32	0	32	5	18	14	1	30
07:45	310	19	43	36	28	30	44	37	0	32	5	16	18	2	44
08:00	356	21	44	42	24	25	43	31	1	32	5	26	14	6	41
08:15	362	19	47	52	19	20	32	35	0	40	4	22	23	10	61
08:30	390	32	45	59	25	21	36	40	0	56	4	19	24	2	41
08:45	412	32	48	66	22	33	36	35	0	66	10	26	34	1	59
09:00	480	34	65	75	34	36	47	43	2	48	2	29	28	3	52
09:15	506	32	60	56	25	30	41	42	0	62	12	38	27	3	51
09:30	486	29	58	72	26	32	50	57	0	60	4	26	29	2	43
09:45	494	26	63	67	23	35	49	50	0	55	11	32	29	4	75
10:00	523	43	68	91	23	33	54	58	1	71	12	37	44	3	70
10:15	614	43	71	84	29	33	41	44	0	64	7	33	35	2	72

TCS 732 Traffic Counts

9	567														
10:30		38	73	91	36	39	56	62	0	67	7	28	40	5	77
10	629														
10:45		49	67	82	27	44	45	48	1	79	12	37	45	4	60
10	610														
11:00		35	66	90	35	50	60	51	2	79	11	38	31	7	68
9	632														
11:15		44	79	95	32	32	44	55	0	85	11	41	38	4	84
14	658														
11:30		47	87	108	32	48	61	52	0	79	11	47	34	4	92
7	709														
11:45		45	81	102	28	44	50	52	0	76	14	32	39	3	71
12	649														
12:00		36	72	83	28	47	63	50	1	80	16	39	28	5	88
8	644														
12:15		53	78	98	27	44	64	73	0	90	7	49	30	3	85
8	709														
12:30		43	84	118	32	45	62	63	0	75	11	40	31	3	97
7	711														
12:45		50	61	71	31	52	68	70	0	90	12	52	31	3	93
8	692														
13:00		48	83	97	23	46	71	51	2	64	24	43	23	7	86
7	675														
13:15		35	65	85	25	40	49	66	0	83	16	34	31	8	71
3	611														
13:30		58	84	90	28	37	55	43	0	79	16	32	21	8	64
6	621														
13:45		51	65	98	6	47	67	64	0	64	19	32	35	6	75
5	634														
14:00		44	58	81	18	44	70	67	0	75	13	28	30	5	63
3	599														
14:15		49	76	87	41	54	59	64	0	69	23	33	32	4	77
7	675														
14:30		32	84	87	56	36	58	58	0	63	13	24	25	9	62
5	612														
14:45		35	68	74	38	37	58	44	0	79	16	27	24	2	69
6	577														
15:00		51	81	107	20	38	52	57	1	71	16	45	27	7	79
5	657														
15:15		45	80	99	9	42	52	60	0	74	5	25	27	1	55
6	580														
15:30		41	68	81	51	42	59	53	0	67	4	28	28	10	62
8	602														
15:45		43	77	94	19	46	63	62	0	55	13	45	24	5	65
2	613														
16:00		42	68	84	47	39	62	64	3	53	13	30	30	4	57
10	606														
16:15		49	85	94	14	36	61	58	0	69	18	25	16	1	40
5	571														
16:30		41	71	102	11	43	63	57	0	66	20	41	20	3	73
9	620														
16:45		33	66	90	2	39	67	73	0	60	17	31	29	0	66
6	579														
17:00		40	84	112	2	40	60	56	1	62	9	27	19	3	55
7	577														
17:15		39	70	96	13	27	45	53	1	64	15	35	25	7	66
4	560														
17:30		39	73	98	2	39	54	63	0	50	22	42	25	4	58
7	576														
17:45		31	67	100	0	40	55	66	0	68	16	34	21	9	71
4	582														
18:00		32	75	102	0	31	47	56	1	52	11	42	13	7	56
1	526														
18:15		37	71	90	0	58	51	52	0	63	17	27	22	2	51
3	544														
18:30		28	67	91	0	39	51	50	0	46	13	29	21	2	54
9	500														
18:45		34	64	93	35	27	43	46	0	55	14	23	18	3	62

TCS 732 Traffic Counts

4	521														
19:00	3	32	59	86	26	20	46	42	1	50	12	28	24	4	52
19:15	5	19	46	74	32	22	51	44	0	41	9	24	28	0	45
19:30	2	25	58	97	104	37	43	32	0	39	7	27	17	2	40
19:45	4	21	57	65	18	30	44	35	0	49	5	22	12	3	33
20:00	4	24	50	68	6	21	38	27	2	41	8	20	22	2	41
20:15	5	10	48	58	3	26	42	46	0	48	7	17	16	2	37
20:30	6	18	43	55	6	23	49	34	0	31	4	19	11	0	33
20:45	9	22	40	52	3	22	37	22	0	27	12	23	16	3	25
21:00	2	25	37	88	6	22	31	39	0	32	14	15	14	2	22
21:15	6	20	40	68	10	14	30	33	1	27	9	19	12	3	25
21:30	6	18	41	66	2	15	31	26	0	24	13	18	12	2	28
21:45	5	18	36	57	14	19	47	35	0	26	7	21	10	0	24
22:00	9	20	48	99	17	20	31	27	1	27	8	16	16	2	31
22:15	5	18	43	62	7	20	40	23	0	45	8	15	9	0	29
22:30	3	20	48	61	10	21	36	40	0	29	7	16	9	1	24
22:45	3	16	36	63	11	25	33	28	0	23	6	16	11	1	20
23:00	4	16	49	54	12	15	34	28	0	34	9	11	8	2	20
23:15	5	7	41	44	8	24	25	24	0	22	9	16	6	1	16
23:30	3	10	122	43	9	13	33	27	0	30	7	13	8	0	18
23:45	3	12	29	39	9	11	26	29	1	25	3	19	6	0	13
24:00	3	10	34	46	7	8	25	30	0	35	2	12	4	2	24
3	242														

Approach 1 AM peak 2671 10:50 - 11:50 PM peak 2787 12:00 - 13:00 Daily
 Total 37404

On Sunday, 13 October 2013

Approach 1	1	2	3	4	5	6	7	8	9	10	11	12	13	14
15														
00:15	5	23	22	4	9	22	14	0	16	10	10	6	1	14
3														
00:30	16	23	35	5	6	23	13	0	17	5	5	7	1	17
4														
00:45	10	28	33	4	10	17	16	0	21	6	5	5	2	10
3														
01:00	3	28	31	1	6	13	11	0	13	1	8	5	0	12
2														
01:15	1	21	31	0	2	11	7	0	10	7	6	3	1	8
1														
01:30	5	19	23	2	5	14	9	0	12	4	1	1	0	10
0														
01:45	2	14	12	3	6	13	7	0	14	2	2	2	0	6
1														
02:00	0	10	23	3	5	5	6	0	10	3	1	2	0	4
1														
02:15	2	11	21	2	0	8	6	0	6	0	3	1	0	4

TCS 732 Traffic Counts

02:30	2	66	2	8	13	1	2	9	5	0	3	1	2	3	0	5
02:45	0	54	2	16	8	3	2	5	4	0	9	1	3	1	0	4
03:00	0	58	1	9	5	1	6	10	4	0	8	1	3	3	0	3
03:15	1	55	2	12	12	3	4	4	6	0	7	2	0	0	0	4
03:30	1	57	2	11	6	2	0	3	2	0	9	0	1	3	0	6
03:45	1	46	3	12	12	3	4	8	2	0	5	1	0	0	0	5
04:00	0	55	2	6	10	3	2	4	6	0	3	2	1	1	0	1
04:15	1	42	0	8	9	1	2	11	8	0	3	1	1	1	0	2
04:30	0	47	0	10	13	1	1	5	5	0	6	0	4	0	0	2
04:45	0	47	3	10	12	0	1	11	5	0	3	1	4	5	1	2
05:00	0	58	0	10	17	3	2	13	6	0	5	1	1	1	0	2
05:15	0	61	0	8	9	0	4	11	5	0	7	0	3	3	0	3
05:30	0	53	4	17	5	0	3	11	5	0	3	1	2	2	0	3
05:45	0	56	5	13	8	1	11	22	13	0	3	1	6	2	0	10
06:00	0	95	1	14	12	9	4	13	13	0	6	3	8	6	1	12
06:15	1	103	8	16	17	5	9	22	11	0	8	2	7	9	0	9
06:30	2	125	6	26	29	0	13	18	12	0	12	1	7	3	0	5
06:45	2	134	9	25	22	4	7	26	8	0	18	1	4	6	0	12
07:00	0	142	14	16	24	7	7	13	15	1	8	2	12	9	1	18
07:15	4	151	7	24	24	7	6	15	12	0	17	2	5	3	1	11
07:30	0	134	11	32	33	8	5	17	16	0	12	2	11	5	0	14
07:45	2	168	13	33	53	7	8	12	9	0	24	1	8	7	0	13
08:00	3	191	19	41	44	9	13	23	14	0	9	1	10	10	0	18
08:15	4	215	15	32	40	6	11	19	11	0	15	4	10	14	1	17
08:30	2	197	16	46	46	9	9	23	21	0	23	3	14	9	1	22
08:45	1	243	17	48	58	10	15	17	21	0	25	0	15	18	0	34
09:00	5	283	17	48	54	15	19	27	26	1	25	8	18	13	2	38
09:15	6	317	27	46	51	17	24	38	32	0	36	2	21	23	4	34
09:30	6	361	21	47	65	13	18	33	27	0	33	2	26	20	1	41
09:45	4	351	30	44	62	22	25	41	37	0	52	5	27	36	1	42
10:00	6	430	24	61	72	28	35	43	46	1	52	5	19	29	3	58
10:15	4	480	23	44	56	13	22	40	48	0	56	3	22	26	3	54
10:30	7	417	31	49	52	27	36	45	50	0	57	4	16	25	1	36
10:45	3	432	32	55	87	24	32	44	47	0	40	5	26	25	5	56

TCS 732 Traffic Counts

4	482															
11:00	6	472	32	56	68	21	38	36	36	1	57	6	24	34	2	55
11:15	9	507	27	58	64	21	34	46	46	0	60	15	34	24	5	64
11:30	5	512	26	48	67	22	30	57	58	0	62	11	25	37	5	59
11:45	6	555	34	73	98	14	31	52	48	1	64	9	25	32	2	66
12:00	5	500	30	53	75	21	29	49	49	1	56	10	40	18	5	59
12:15	8	496	29	64	65	28	33	48	43	1	42	5	42	20	4	64
12:30	7	534	33	60	75	20	43	54	49	0	53	16	31	30	1	62
12:45	4	553	33	57	73	13	39	63	73	1	74	9	30	24	3	57
13:00	5	518	26	57	71	20	29	49	47	1	65	13	30	25	5	75
13:15	6	526	33	62	59	29	44	54	57	0	70	9	30	20	2	51
13:30	3	508	25	69	81	34	31	44	38	0	52	11	30	24	4	62
13:45	6	437	31	45	65	18	27	46	47	0	41	11	30	22	2	46
14:00	4	484	26	55	81	18	33	48	47	0	54	13	23	20	5	57
14:15	5	505	30	63	66	30	36	53	60	1	49	11	18	17	5	61
14:30	4	501	31	56	68	44	26	41	37	1	72	13	31	19	5	53
14:45	4	540	37	67	76	72	36	41	45	1	56	13	22	15	1	54
15:00	2	506	28	60	88	32	31	49	44	1	57	9	32	25	1	47
15:15	8	472	27	56	78	17	27	43	49	0	41	17	28	22	2	57
15:30	3	485	31	61	107	23	26	49	49	0	36	9	24	20	2	45
15:45	4	459	21	49	60	24	30	50	50	0	60	14	27	22	1	47
16:00	6	446	22	52	83	7	30	45	44	2	49	14	27	18	2	45
16:15	7	409	27	49	56	1	36	39	48	0	37	10	25	22	1	51
16:30	2	430	24	46	56	16	32	43	43	0	48	12	33	17	10	48
16:45	5	416	31	51	62	0	28	34	38	0	43	11	30	18	2	63
17:00	3	430	28	56	68	4	26	43	50	1	38	14	25	15	2	57
17:15	6	436	23	57	69	6	18	46	50	0	37	10	29	20	5	60
17:30	14	412	27	50	56	2	26	41	39	0	52	13	25	17	4	46
17:45	7	447	22	58	69	1	38	45	42	0	54	11	29	18	4	49
18:00	6	431	33	51	59	22	34	35	33	1	52	13	20	20	5	47
18:15	3	389	27	50	68	11	20	32	33	0	44	12	27	17	1	44
18:30	5	462	22	56	85	33	33	51	46	0	47	8	22	10	2	42
18:45	6	445	21	59	72	35	39	42	44	0	43	8	16	16	2	42
19:00	10	412	27	42	47	30	23	48	35	1	42	16	24	23	2	42
19:15			24	56	75	39	26	42	28	0	30	11	17	13	1	33

TCS 732 Traffic Counts

5	400														
19:30	2	15	45	62	44	31	30	31	0	26	11	14	15	3	30
19:45	4	18	51	57	38	16	33	29	0	39	6	25	10	2	19
20:00	5	14	42	67	7	26	30	36	1	36	6	17	9	5	27
20:15	4	22	49	63	22	24	26	25	0	37	7	15	5	1	41
20:30	1	28	46	63	39	25	39	30	0	35	7	25	8	1	34
20:45	6	25	44	64	7	15	26	17	0	33	6	18	14	2	22
21:00	4	24	49	54	2	15	31	25	1	30	3	11	8	3	26
21:15	3	10	39	60	11	11	28	24	0	24	6	17	7	0	24
21:30	3	13	37	52	6	14	31	25	0	29	7	17	4	1	29
21:45	8	14	42	56	5	14	20	17	0	33	3	10	8	0	22
22:00	2	11	40	54	11	13	23	16	0	23	4	15	6	1	22
22:15	4	14	28	48	3	15	21	17	0	27	9	9	8	0	14
22:30	4	9	33	44	1	11	14	14	0	18	7	9	8	0	17
22:45	2	9	30	34	3	10	7	24	0	18	4	8	1	0	16
23:00	0	10	33	43	8	14	22	15	0	19	3	4	12	1	7
23:15	1	4	27	37	4	4	12	5	0	10	4	2	2	1	9
23:30	1	5	20	31	4	6	14	8	0	18	4	2	1	0	5
23:45	3	4	20	18	4	5	11	7	0	15	2	3	0	0	2
24:00	1	1	17	22	3	5	10	8	0	12	2	3	1	0	4

Approach 1 AM peak 2083 10:55 - 11:55 PM peak 2138 12:10 - 13:10 Daily
 Total 27805

On Monday, 14 October 2013															
Approach 1	1	2	3	4	5	6	7	8	9	10	11	12	13	14	
15															
00:15	3	13	19	2	4	11	4	0	8	1	5	2	0	5	
1															
00:30	3	18	23	2	2	7	4	0	7	0	0	1	0	3	
0															
00:45	2	16	12	2	5	5	2	0	5	0	0	1	0	2	
1															
01:00	3	8	10	0	1	5	3	0	7	1	1	1	0	5	
0															
01:15	1	9	9	1	4	4	4	0	3	2	0	0	0	4	
1															
01:30	1	9	8	3	1	7	2	0	5	1	2	2	0	0	
1															
01:45	3	7	5	1	2	2	2	0	4	0	1	1	0	3	
0															
02:00	4	11	5	3	4	3	1	0	7	0	1	0	0	2	
0															
02:15	3	10	5	2	3	3	6	0	2	1	0	0	0	1	
0															
02:30	1	5	3	3	1	1	3	0	5	0	0	0	0	1	
0															
02:45	2	8	21	0	3	6	6	0	5	28	1	0	0	2	

TCS 732 Traffic Counts

03:00	0	82	1	18	18	5	5	5	0	0	3	0	1	0	0	2
03:15	0	58	2	19	6	7	8	7	5	0	7	1	0	2	0	3
03:30	0	67	2	7	4	1	6	6	5	0	6	0	1	1	0	2
03:45	0	41	7	14	9	2	6	10	3	0	4	2	4	1	0	6
04:00	1	69	4	13	8	8	7	18	6	0	12	4	2	3	1	5
04:15	3	94	4	21	21	8	8	7	10	0	3	2	1	5	0	4
04:30	1	95	6	22	50	6	12	8	11	0	5	1	7	5	0	9
04:45	1	143	10	37	38	18	12	16	29	0	7	3	12	10	0	10
05:00	2	204	10	30	17	19	16	26	24	0	5	5	9	5	1	19
05:15	1	187	10	34	13	26	22	46	34	0	14	3	10	2	2	31
05:30	2	249	12	32	51	40	41	59	61	2	35	6	13	9	2	34
05:45	5	402	29	48	50	47	58	81	121	0	36	7	34	15	4	59
06:00	4	593	19	52	64	58	65	95	112	1	22	14	27	9	5	61
06:15	5	609	21	87	52	59	82	105	140	0	34	14	31	20	6	66
06:30	5	722	30	54	98	63	93	155	174	2	37	12	37	23	2	70
06:45	6	856	34	71	87	84	124	159	184	0	67	21	32	36	3	74
07:00	10	986	30	61	56	78	80	125	136	1	67	22	38	35	6	105
07:15	9	849	26	58	51	79	107	164	171	1	65	22	31	39	4	96
07:30	15	929	45	65	60	79	131	174	157	1	58	27	49	36	5	108
07:45	15	1010	45	73	93	90	106	141	136	1	73	27	48	62	9	148
08:00	19	1071	39	83	88	133	149	160	159	1	82	31	44	49	10	142
08:15	21	1191	38	83	86	88	116	125	153	0	88	27	49	57	15	159
08:30	19	1103	57	84	106	90	109	138	152	1	66	21	62	51	13	135
08:45	20	1105	38	96	101	76	102	117	123	1	87	10	44	58	8	110
09:00	9	980	58	77	91	72	75	106	109	1	85	21	39	32	13	106
09:15	13	898	36	80	92	51	51	76	96	1	69	9	55	35	5	90
09:30	5	751	38	68	98	39	41	78	75	0	53	13	37	19	4	84
09:45	4	651	34	74	74	38	46	75	64	1	81	9	19	21	4	71
10:00	3	614	35	67	60	35	35	67	55	0	49	7	29	24	6	67
10:15	9	545	29	62	64	32	44	51	53	0	61	15	25	38	6	60
10:30	5	545	34	82	79	35	45	67	66	1	53	5	32	21	8	69
10:45	6	603	25	65	64	31	38	53	50	0	71	8	30	25	5	65
11:00	8	538	30	75	73	31	38	50	55	0	50	6	36	24	4	65
11:15	10	547	33	78	97	36	38	52	48	0	64	8	26	15	1	54

TCS 732 Traffic Counts

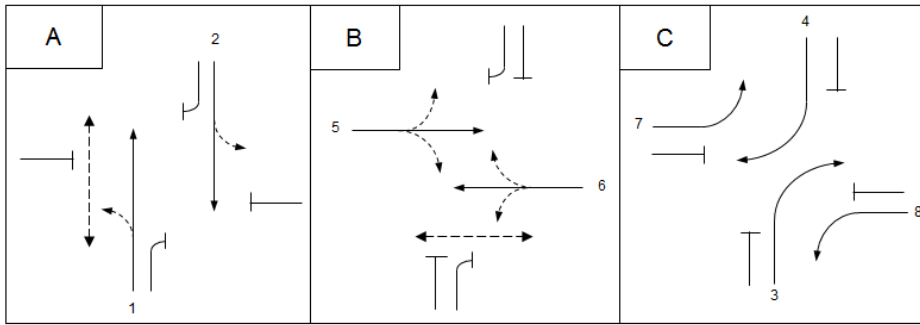
12	562														
11:30		33	70	82	47	36	71	56	1	62	12	16	21	3	59
4	573														
11:45		44	72	74	34	42	55	66	1	67	11	26	15	6	58
3	574														
12:00		39	69	77	33	38	64	55	0	57	8	24	24	1	62
14	565														
12:15		56	83	104	42	36	49	53	0	50	17	24	25	7	60
4	610														
12:30		45	74	90	32	33	69	62	1	60	10	32	16	5	64
5	598														
12:45		41	70	81	33	36	53	49	0	61	10	27	22	6	69
7	565														
13:00		43	91	105	31	37	65	62	2	62	8	26	24	7	52
7	622														
13:15		45	78	95	29	37	69	59	0	55	10	33	26	5	69
11	621														
13:30		55	86	100	35	45	65	63	1	60	15	33	22	9	54
3	646														
13:45		48	155	100	38	33	60	71	0	69	20	24	28	3	52
11	712														
14:00		59	78	109	44	32	58	76	0	77	13	27	20	6	54
3	656														
14:15		54	98	113	35	46	57	72	0	78	9	36	29	2	79
6	714														
14:30		71	107	148	41	43	75	83	2	98	16	25	23	3	68
14	817														
14:45		66	116	138	48	45	64	55	1	88	15	38	35	4	96
7	816														
15:00		63	116	143	48	45	60	66	0	95	12	37	30	9	71
10	805														
15:15		80	121	144	40	37	64	61	1	96	12	54	39	7	102
11	869														
15:30		91	136	188	55	51	69	74	1	111	25	47	38	6	95
4	991														
15:45		93	142	203	52	43	62	72	1	95	21	38	45	8	111
17	1003														
16:00		84	158	211	60	47	65	69	3	94	13	40	41	6	78
9	978														
16:15		99	154	199	37	35	64	59	0	122	24	49	55	9	119
18	1043														
16:30		109	190	236	48	45	68	77	0	104	25	46	53	7	88
14	1110														
16:45		111	160	216	32	32	55	62	2	125	14	56	47	7	101
15	1035														
17:00		134	199	262	51	34	60	63	1	108	27	46	49	8	88
17	1147														
17:15		128	189	231	48	48	66	66	1	147	20	30	39	7	107
15	1142														
17:30		105	164	201	48	36	32	73	1	103	24	32	82	2	133
20	1056														
17:45		113	184	229	49	36	67	71	1	90	25	46	47	11	123
11	1103														
18:00		108	153	218	33	34	50	65	0	114	19	44	47	7	94
13	999														
18:15		72	140	182	31	29	55	54	1	74	22	38	38	5	84
10	835														
18:30		57	116	147	30	32	42	45	2	93	12	51	35	7	94
16	779														
18:45		32	82	123	33	32	52	52	1	51	9	44	21	8	66
12	618														
19:00		39	78	130	16	23	41	41	0	65	11	22	17	4	32
6	525														
19:15		29	63	88	14	22	49	46	1	48	14	22	23	5	58
13	495														
19:30		33	58	87	19	18	38	40	1	46	7	30	16	4	43
4	444														
19:45		29	51	81	18	16	35	29	2	48	16	18	18	0	37

TCS 732 Traffic Counts

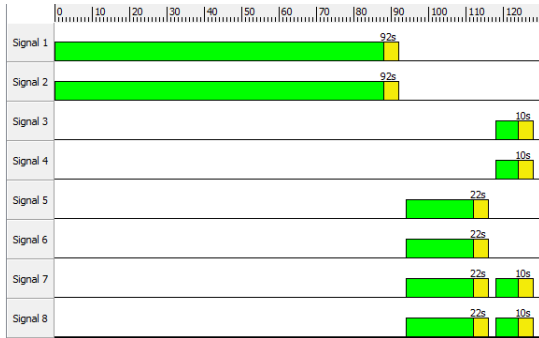
7	405														
20:00	362	24	50	67	13	18	36	41	0	35	5	26	9	0	34
4															
20:15	337	19	52	60	17	23	33	31	0	27	3	24	13	1	30
4															
20:30	345	29	46	54	16	15	39	34	1	36	2	21	15	3	32
2															
20:45	302	17	44	53	16	19	27	24	0	30	8	18	13	3	30
0															
21:00	324	27	46	63	10	14	25	23	0	34	15	15	14	3	33
2															
21:15	279	11	45	55	11	15	29	28	0	31	6	10	12	2	22
2															
21:30	265	20	42	33	6	15	36	27	2	31	5	17	5	3	21
2															
21:45	296	16	42	73	12	15	27	26	0	37	8	15	9	1	12
3															
22:00	390	18	160	62	7	11	20	22	0	29	5	21	5	2	23
5															
22:15	261	19	40	62	14	13	19	15	1	29	5	16	8	1	18
1															
22:30	224	10	38	52	7	13	24	18	0	33	4	7	6	1	10
1															
22:45	181	7	40	32	12	7	17	18	1	22	2	5	3	1	14
0															
23:00	168	11	35	48	6	9	14	12	0	18	0	3	4	1	7
0															
23:15	149	15	25	24	4	6	14	14	0	26	3	5	1	1	11
0															
23:30	121	4	17	27	6	6	20	10	0	14	4	2	3	0	6
2															
23:45	91	4	22	10	5	3	12	6	0	11	2	4	3	0	7
2															
24:00	86	3	11	22	5	5	10	10	0	10	0	2	3	0	3
2															

Approach 1 AM peak 4470 07:30 - 08:30 PM peak 4448 16:45 - 17:45 Daily
 Total 51062

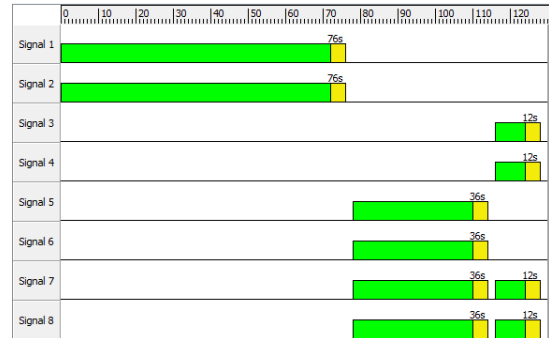
Future signal phase timing: Prospect Highway / Reservoir Road / Reconciliation Road



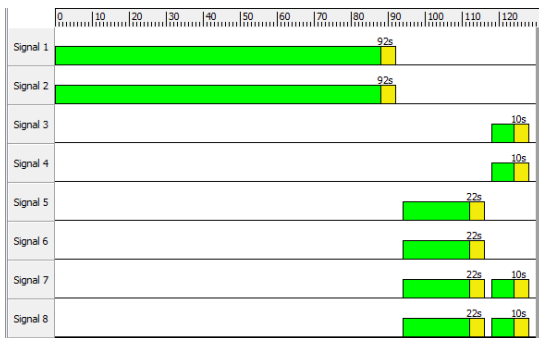
2018 AM Peak



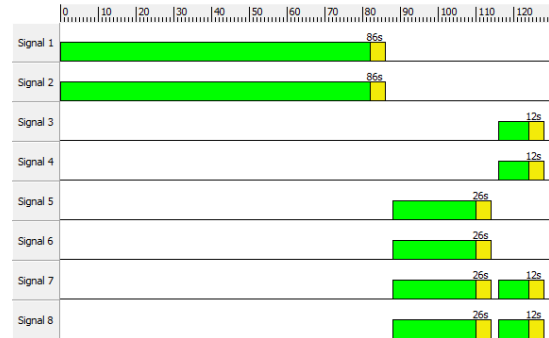
2018 PM Peak



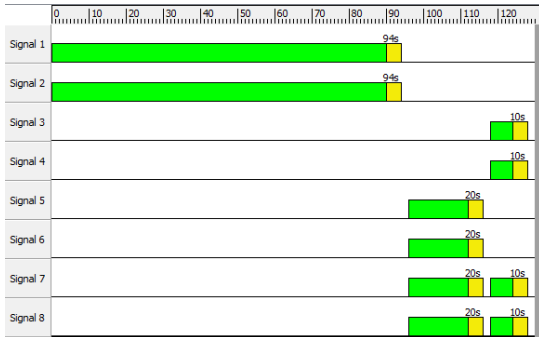
2028 AM Peak



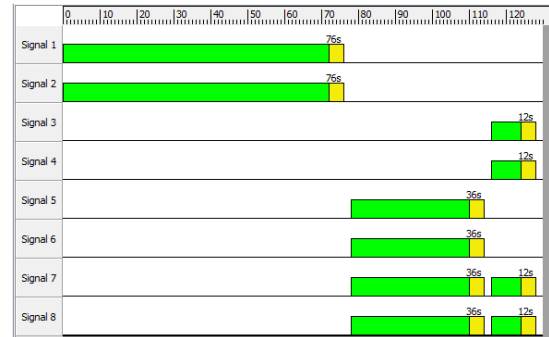
2028 PM Peak



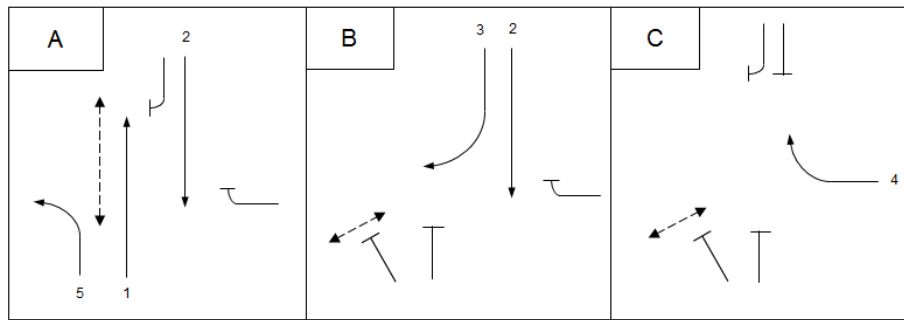
2038 AM Peak



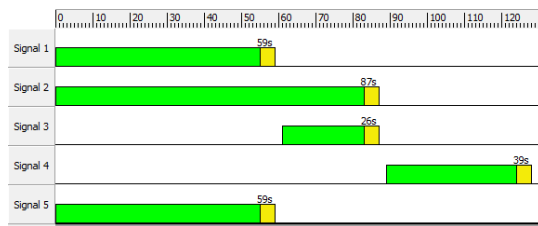
2038 PM Peak



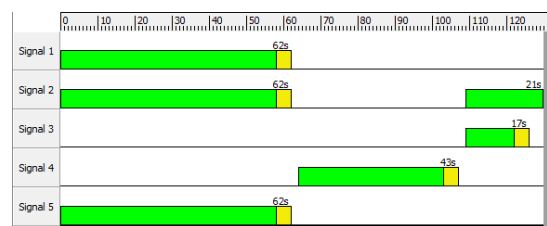
Future signal phase timing: Site 4523 - Prospect Highway/ M4 Western Motorway westbound ramps



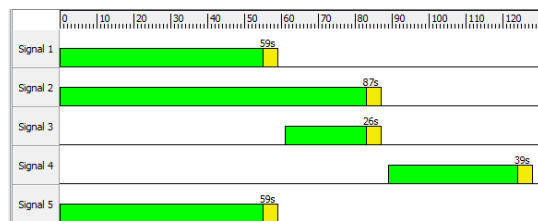
2018 AM Peak



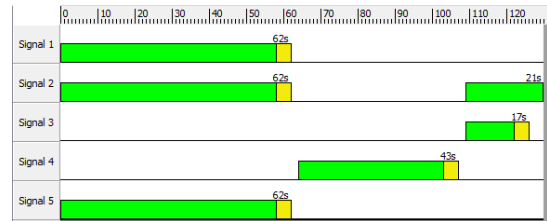
2018 PM Peak



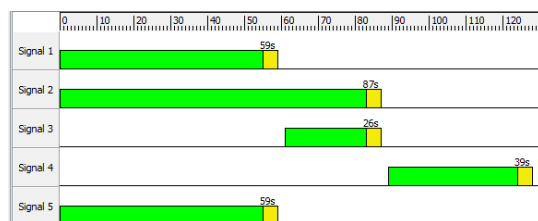
2028 AM Peak



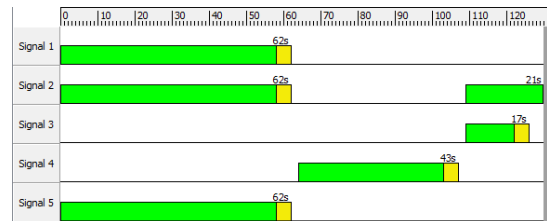
2028 PM Peak



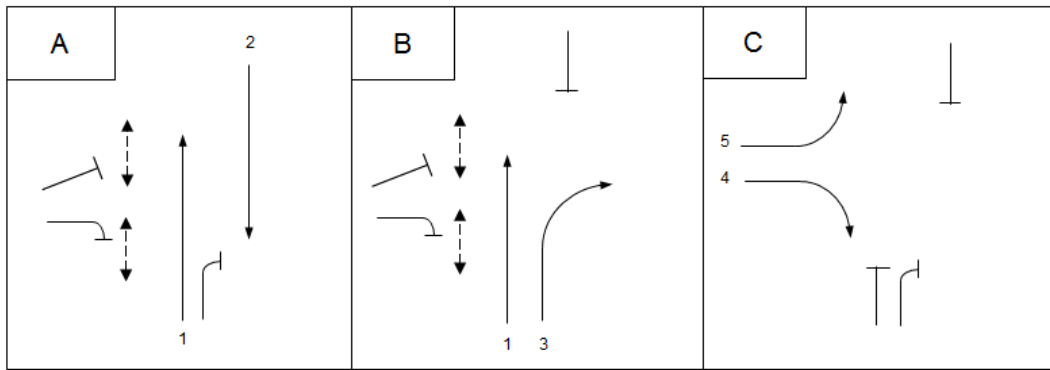
2038 AM Peak



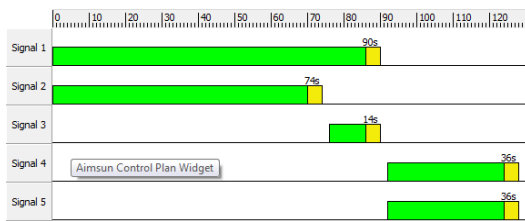
2038 PM Peak



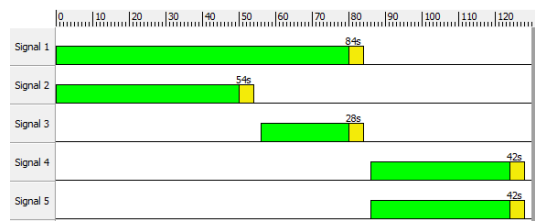
Future signal phase timing: Prospect Highway/ M4 Western Motorway eastbound ramps



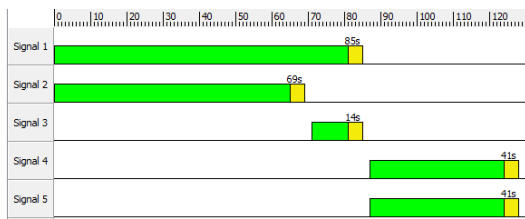
2018 AM Peak



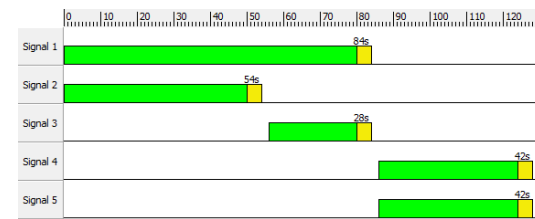
2018 PM Peak



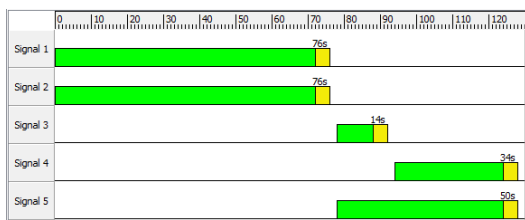
2028 AM Peak



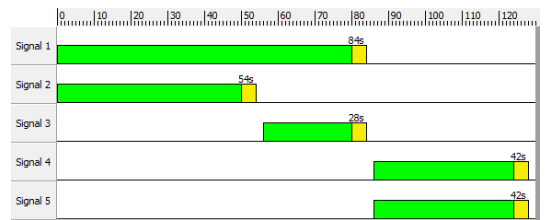
2028 PM Peak



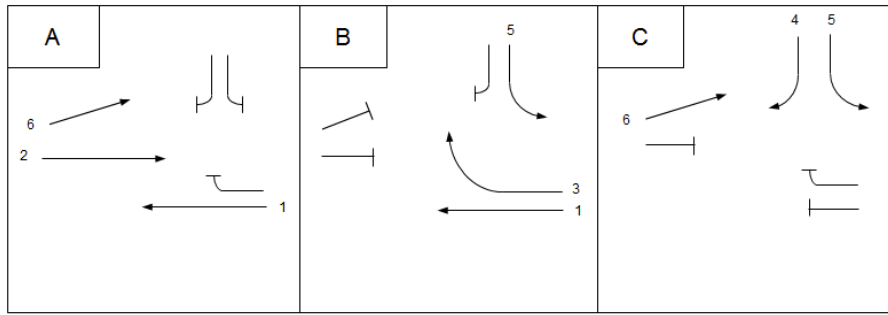
2038 AM Peak



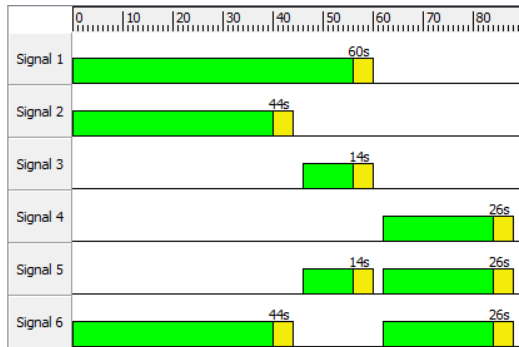
038 PM Peak



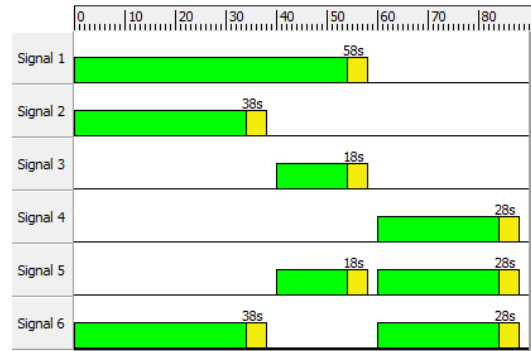
Future signal phase timing: Great Western Highway / two way link road



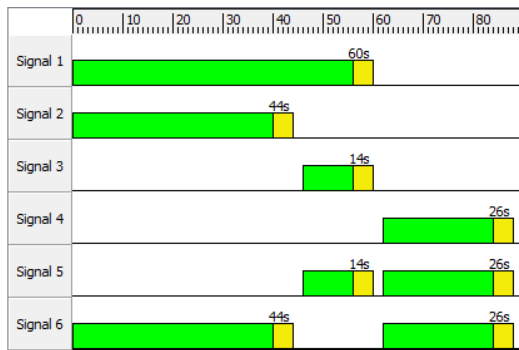
2018 AM Peak



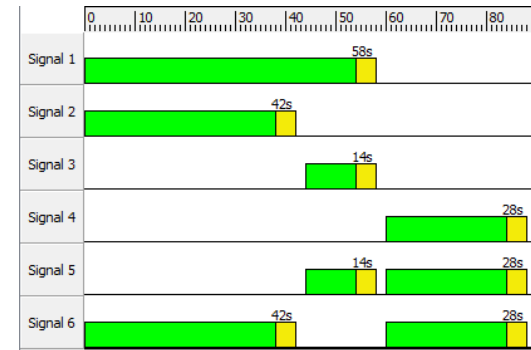
2018 PM Peak



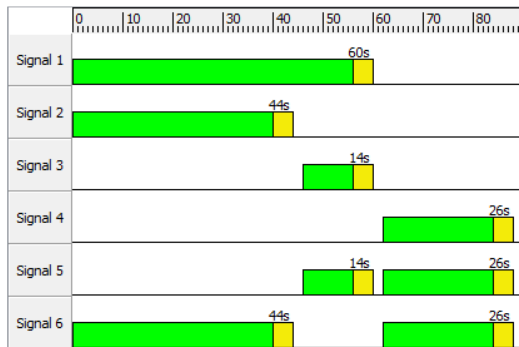
2028 AM Peak



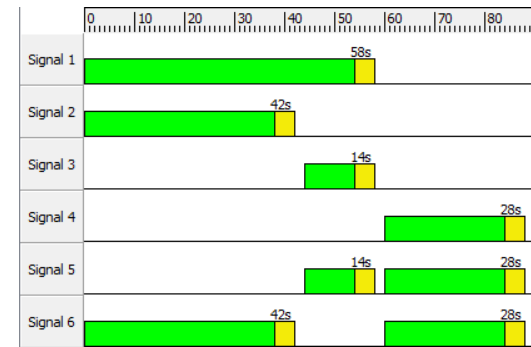
2028 PM Peak



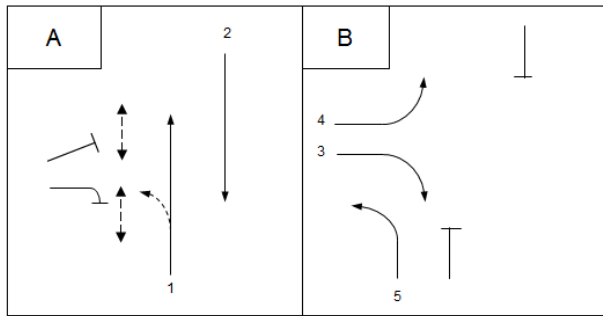
2038 AM Peak



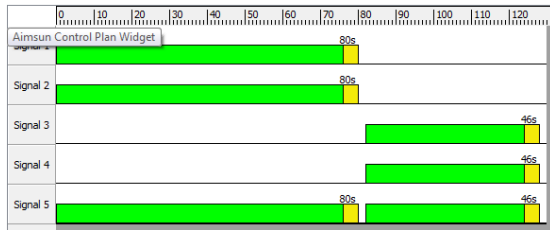
2038 PM Peak



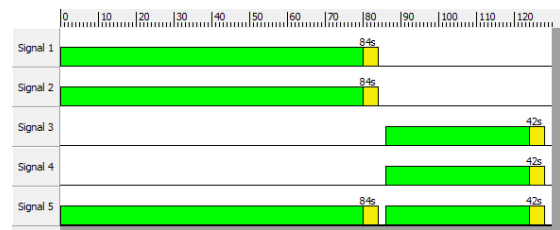
Future signal phase timing: Prospect Highway/ two way link road



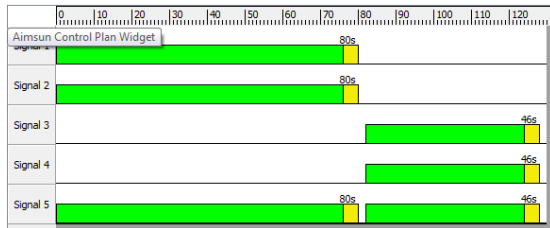
2018 AM Peak



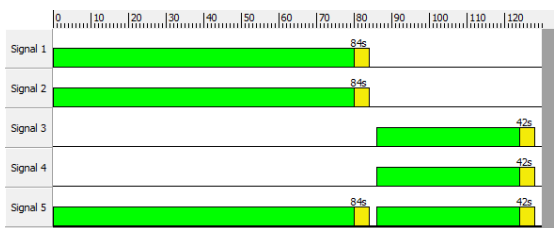
2018 PM Peak



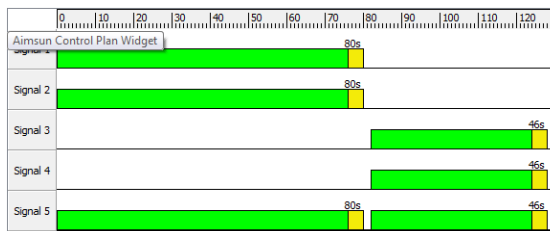
2028 AM Peak



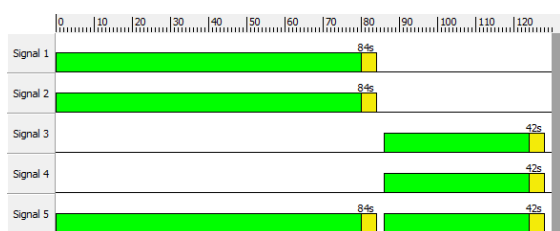
2028 PM Peak



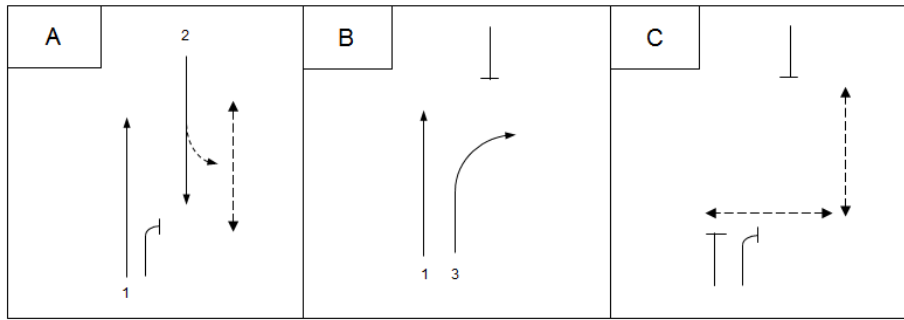
2038 AM Peak



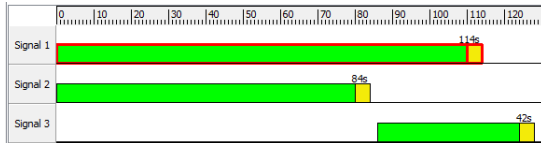
2038 PM Peak




Future signal phase timing: Prospect Highway/ Stoddart Road



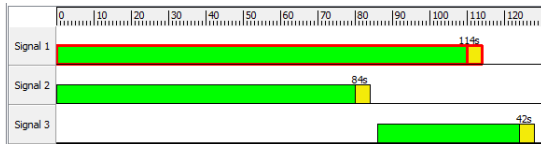
2018 AM Peak



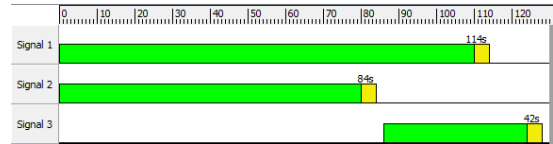
2018 PM Peak



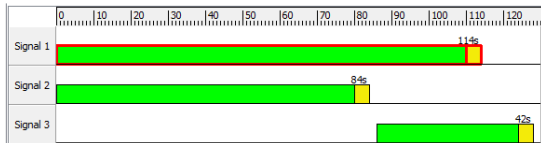
2028 AM Peak



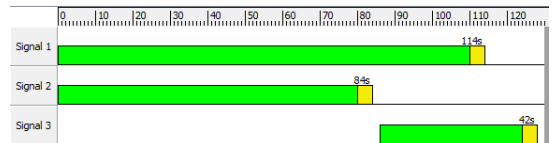
2028 PM Peak



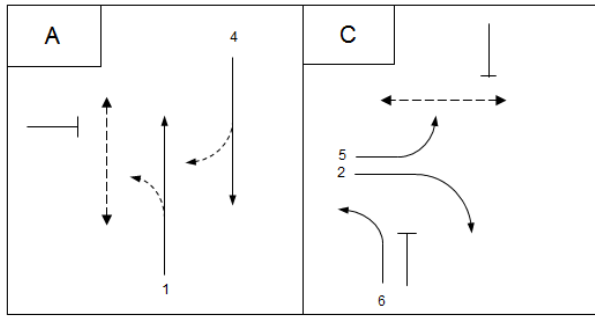
2038 AM Peak



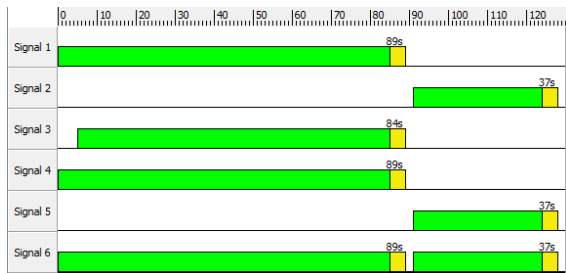
2038 PM Peak




Future signal phase timing: Site 3227 – Prospect Highway/ Harrod Street



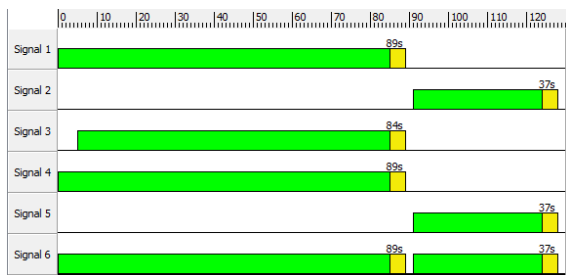
2018 AM Peak




2018 PM Peak



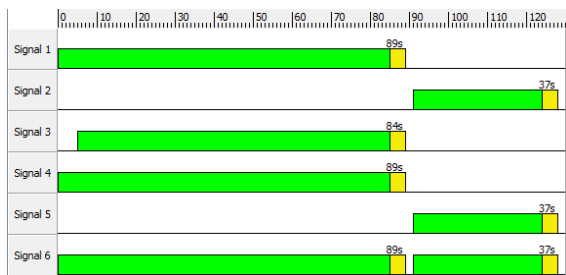
2028 AM Peak




2028 PM Peak



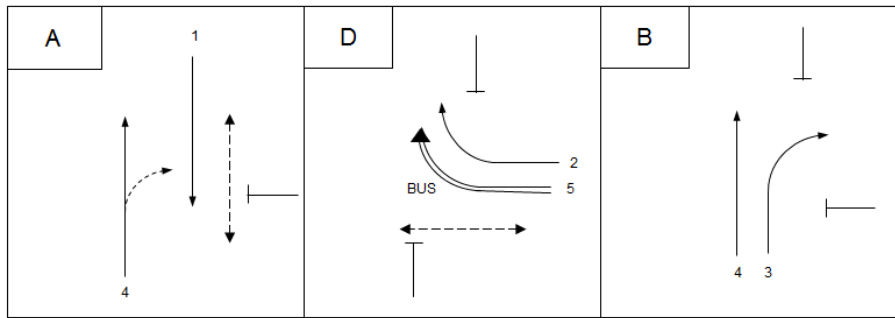
2038 AM Peak



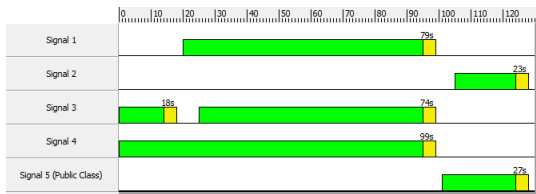
2038 PM Peak



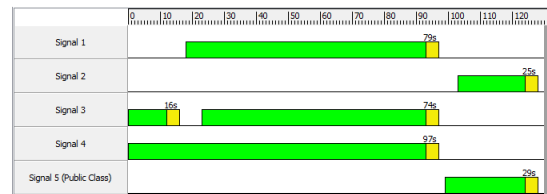
Future signal phase timing: Site 3022 – Prospect Highway/ Blacktown Road



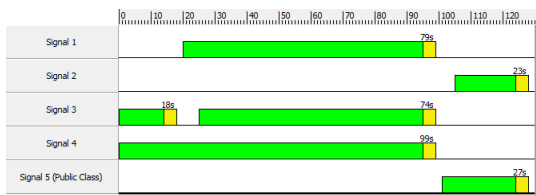
2018 AM Peak



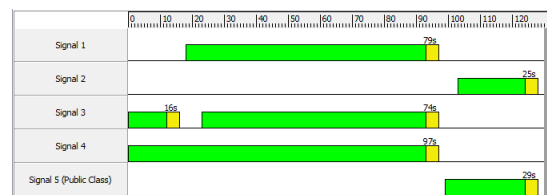
2018 PM Peak



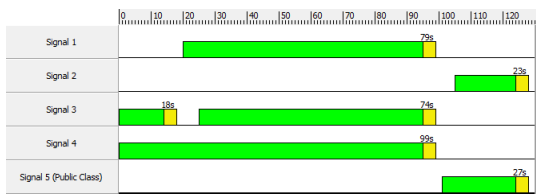
2028 AM Peak



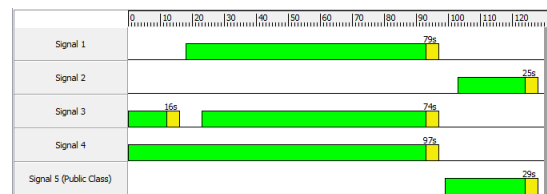
2028 PM Peak



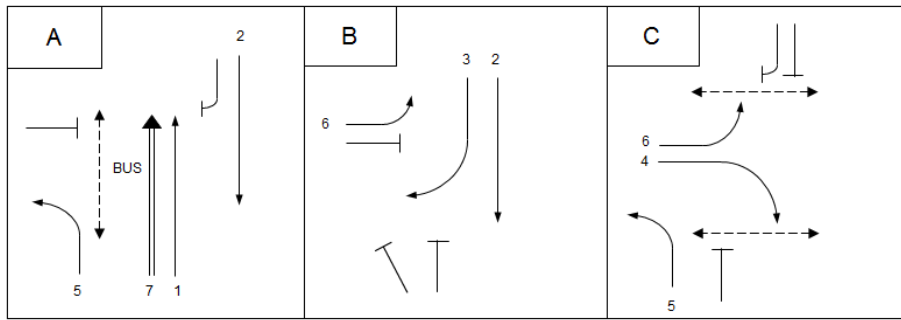
2038 AM Peak



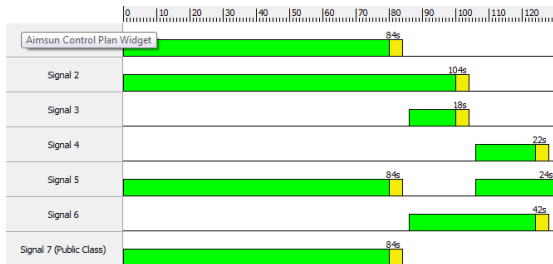
2038 PM Peak




Future signal phase timing: Site 4131 – Blacktown Road/ Lancelot Street



2018 AM Peak



2018 PM Peak



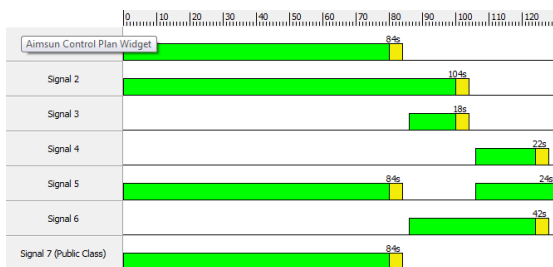
2028 AM Peak




2028 PM Peak



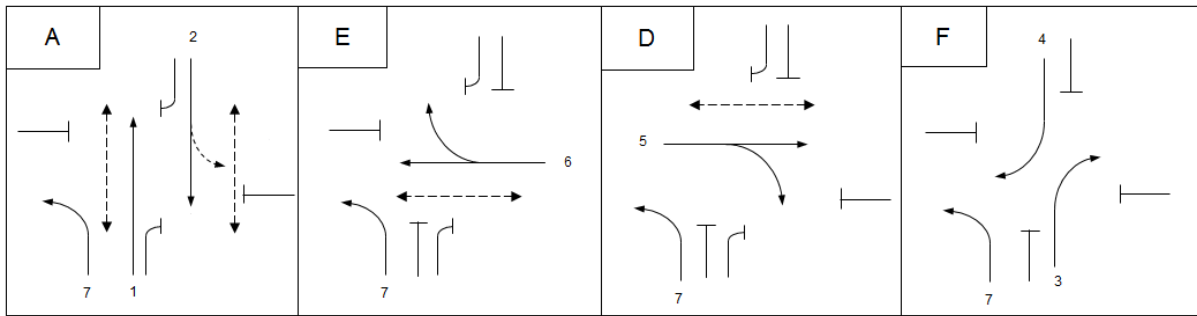
2038 AM Peak



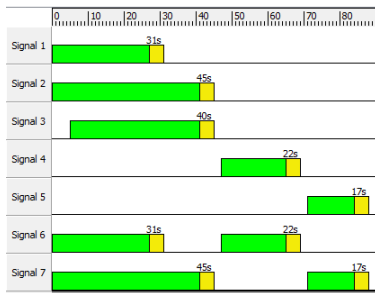
2038 PM Peak



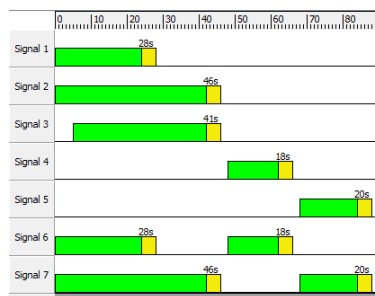
Future signal phase timing: Site 2556 – Blacktown Road/ Leabons Lane



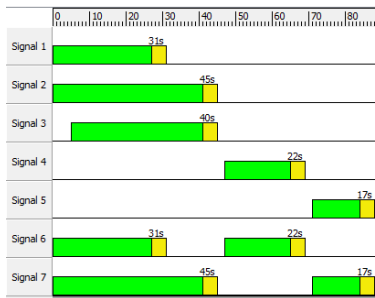
2018 AM Peak



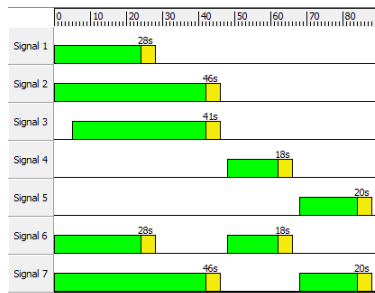
2018 PM Peak



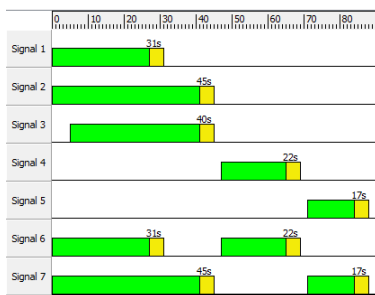
2028 AM Peak



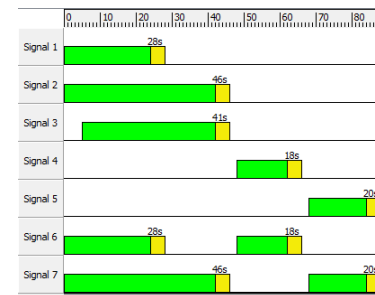
2028 PM Peak



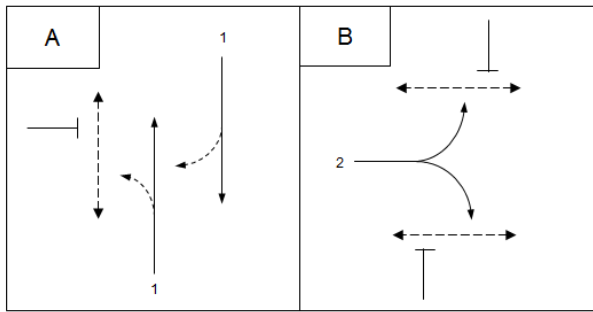
2038 AM Peak



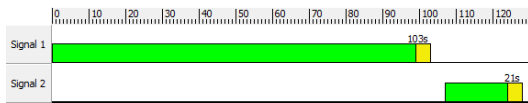
2038 PM Peak



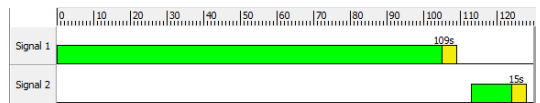
Future signal phase timing: Site 2439 – Blacktown Road/ Keyworth Drive



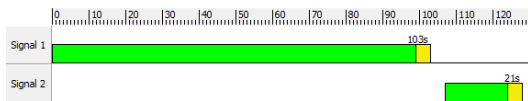
2018 AM Peak



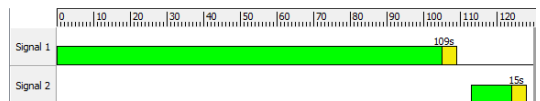
2018 PM Peak



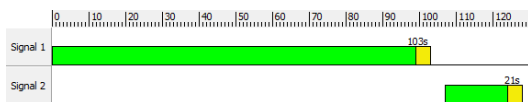
2028 AM Peak



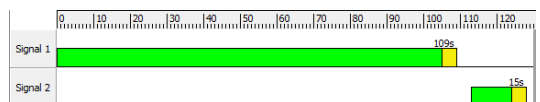
2028 PM Peak



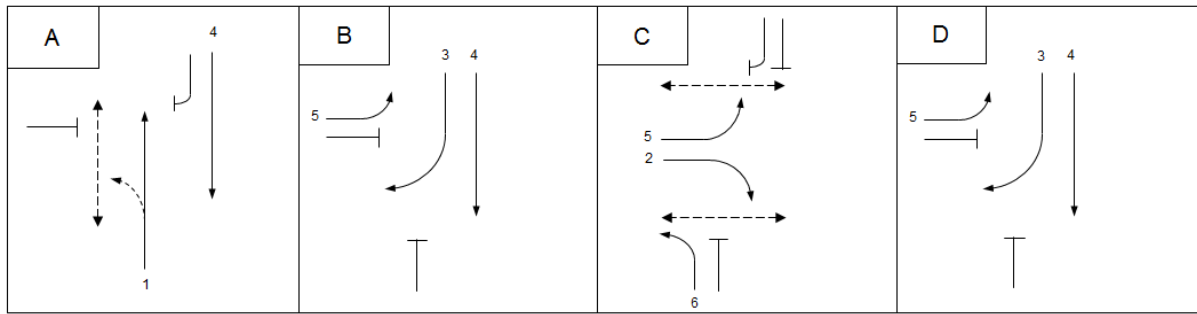
2038 AM Peak



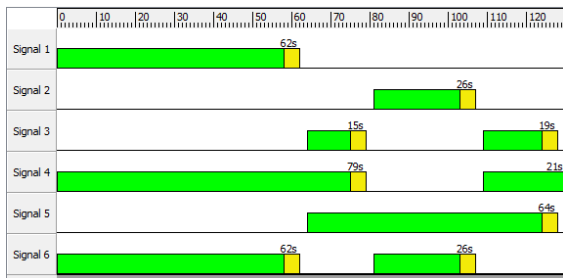
2038 PM Peak



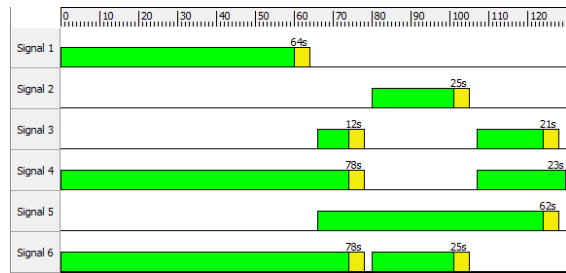
Future signal phase timing: Site 2375 – Blacktown Road / St Martins Crescent



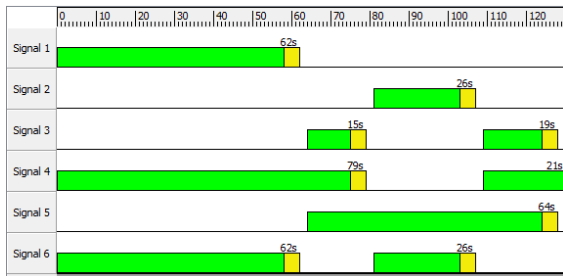
2018 AM Peak



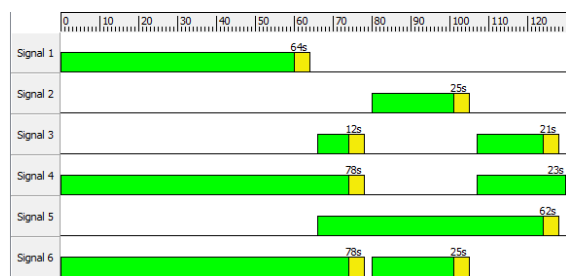
2018 PM Peak



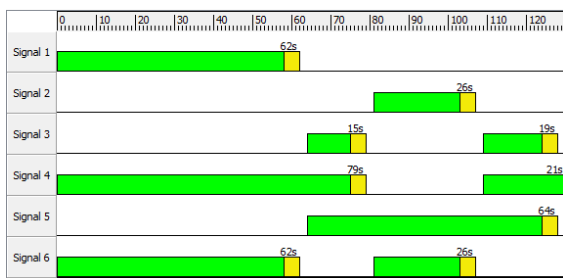
2028 AM Peak



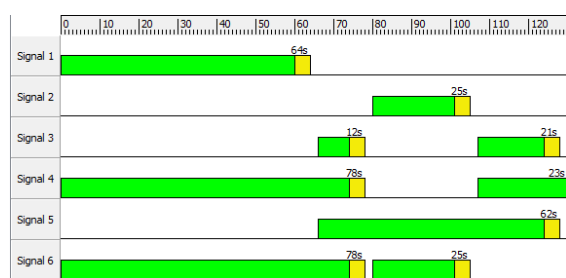
2028 PM Peak



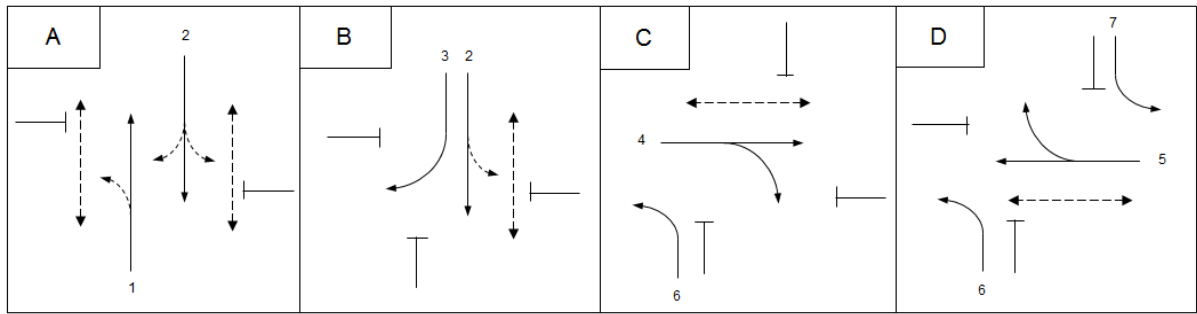
2038 AM Peak



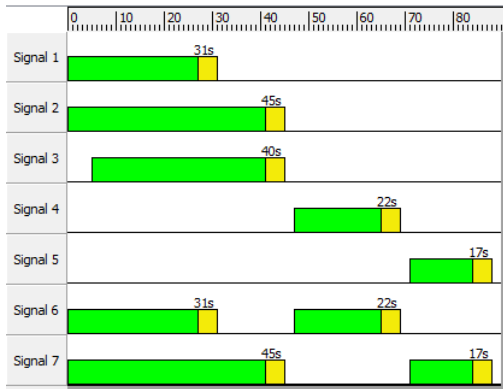
2038 PM Peak



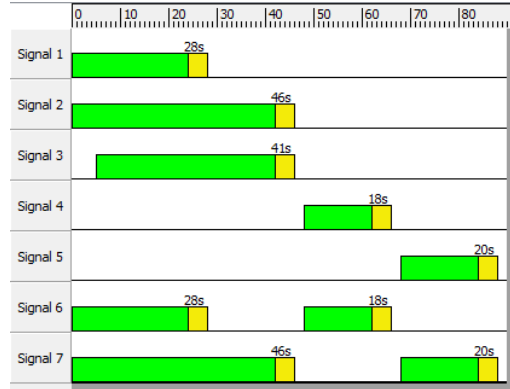
Future signal phase timing: Site 4167 – Leabons Lane/ Seven Hills Road



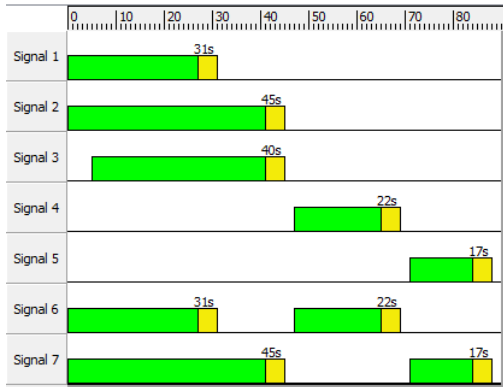
2018 AM Peak



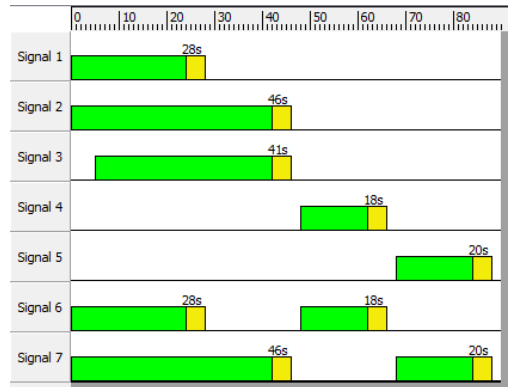
2018 PM Peak



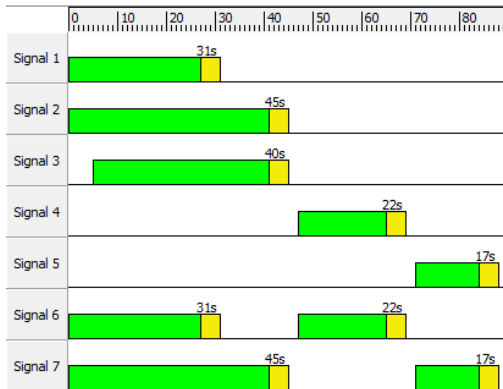
2028 AM Peak



2028 PM Peak



2038 AM Peak



2038 PM Peak

