

# Clean and Disinfect

Removal of germs such as the virus that causes COVID-19 requires thorough cleaning followed by disinfection.

## How do I clean and disinfect?




### Use Personal Protective Equipment (PPE)

Cleaning staff should wear impermeable disposable gloves and a surgical mask plus eye protection or a face shield while cleaning.



### Remove Dirt and Grime

Use soap and water to remove dirt and some germs. Note, organic matter can inactivate many disinfectants.



### Disinfect to Kill Germs

Wipe the area with a disinfectant solution using disposable paper towels or a disposable cloth. Follow the directions on the label.



### PPE Disposal and Personal Hygiene

Scrub hands for 20 seconds with soap and warm water. Dispose of gloves and other PPE in a leak proof plastic bag.

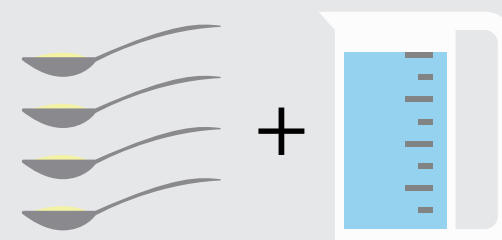
## What can I use?



Use cleaning products with anti-viral claims (i.e. chlorine-based disinfectants).



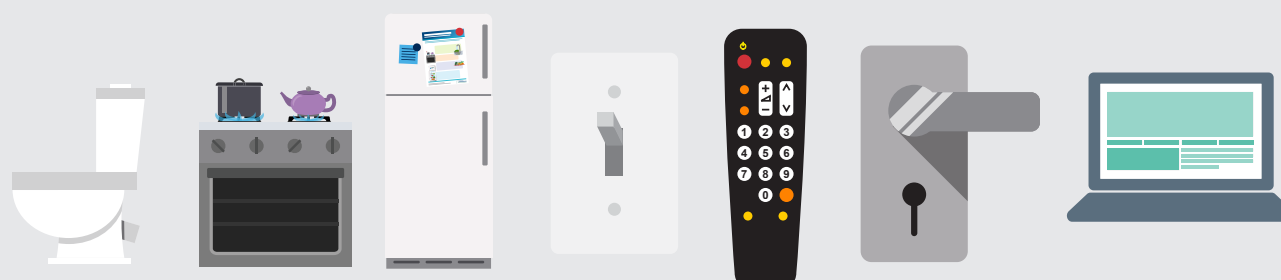
Use cleaning products with at least 70% alcohol solutions.



Use freshly made bleach solution and follow manufacturer's instructions for appropriate dilution.


## How often should I clean and disinfect?

### Frequently throughout the day



**Bathrooms, kitchens, tables and surfaces people touch often.**  
Like light switches, remotes, door handles, phones, computers and printers.

### As used



**Rest and Sleeping Areas**  
Clean and disinfect more often when dirty or between people.