

NSW heavy truck fatal crashes – as at 5 May 2024

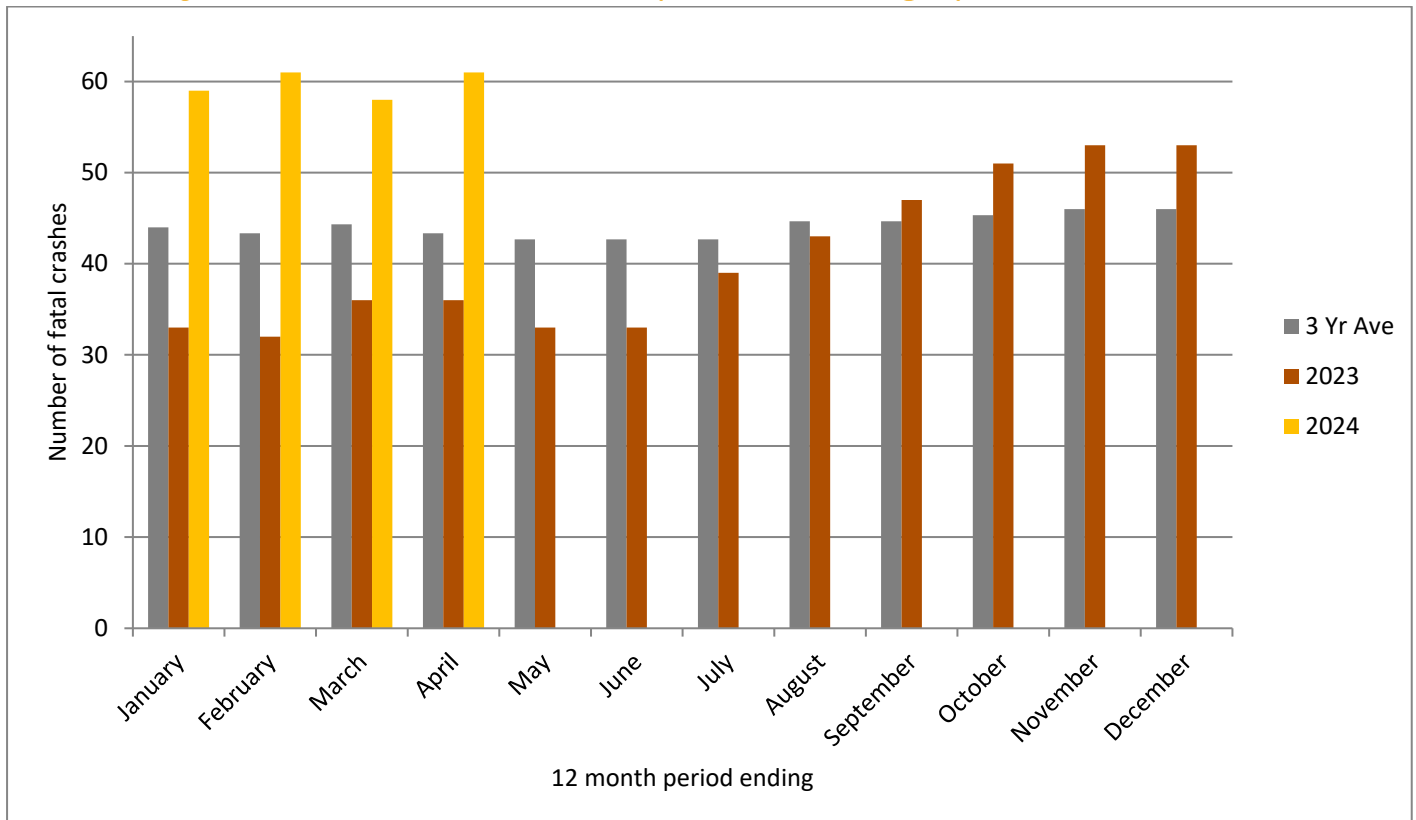
Heavy truck fatal crashes, five years 2019 to 2023

- **240** fatal crashes involving heavy trucks, on average **48** fatal crashes per year
- **259** fatalities from heavy truck crashes, on average **52** people killed per year

Heavy truck injury crashes, five years 2018 to 2022

- **4774** injuries from heavy truck crashes, on average **955** injuries per year
- This includes **1327** serious injuries, on average **265** serious injuries per year

Fatal heavy truck crashes in 12-month periods, ending April 2024



Heavy truck fatal crashes reported in the last week








| Date of crash | Location | Description |
|---------------|----------|-------------|
| | | |
| | | |
| | | |
| | | |

12 months ending 5 May 2024 v's 2023



- **61** heavy truck fatal crashes, **27 more** than the previous 12 months
- **63** fatalities from heavy truck crashes, **25 more** than the previous 12 months

Fatalities from heavy truck crashes: 12-month period

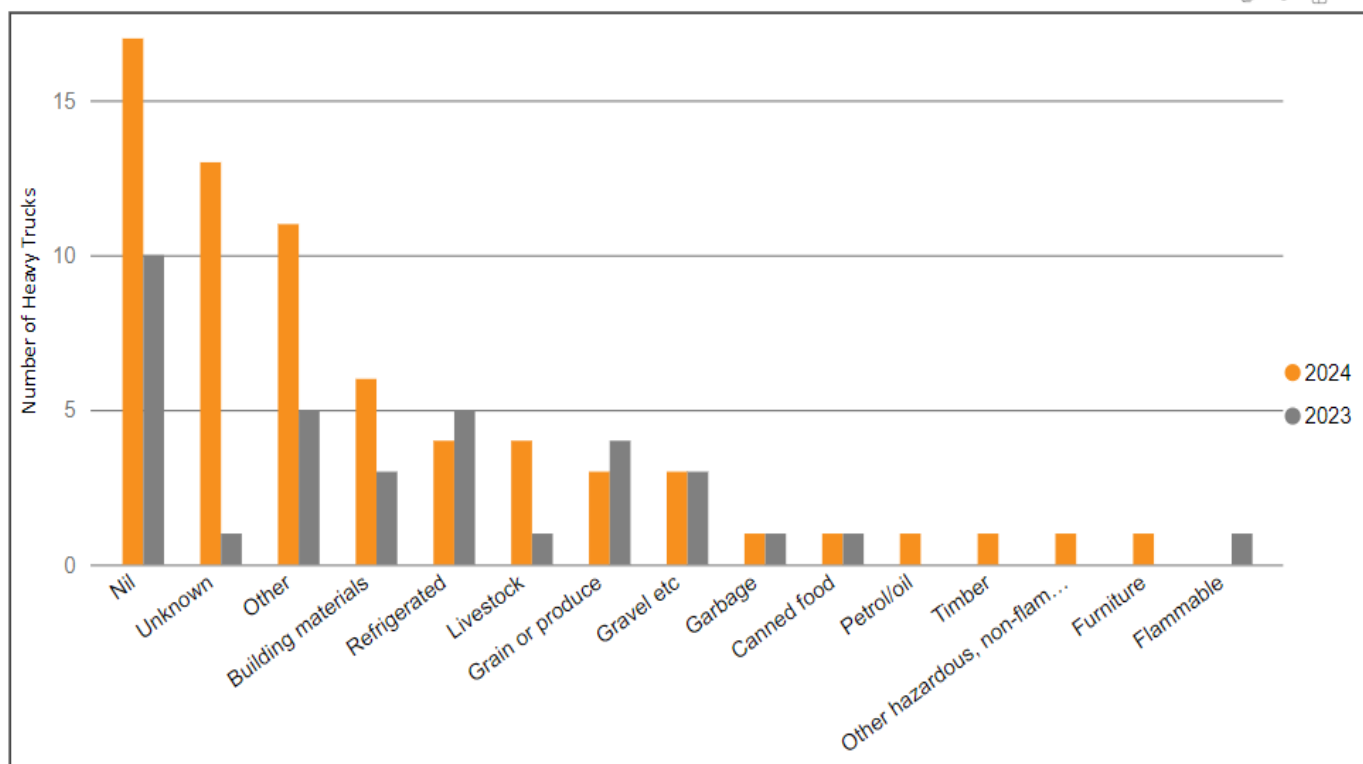
| Decrease | Region | 2024 v's 2023 | Increase | Region | 2024 v's 2023 |
|---|--------|---------------|--|---------------|---------------|
|  | | |  | South | 24 – Up 12 |
| | | | | West | 13 – Up 9 |
| | | | | Sydney | 13 – Up 2 |
| | | | | North | 13 – Up 2 |
| | | | | | |

| Road user | 2024 v's 2023 | Road user | 2024 v's 2023 |
|---|-------------------------------------|--|---------------|
|  | Heavy truck driver 13 – Up 5 |  | 4 – Up 1 |
|  | Other vehicle driver 31 – Up 14 |  | 6 – Up 3 |
|  | Heavy truck passenger 2 – Up 1 |  | 1 – Down 1 |
|  | Other vehicle passenger 6 – Up 2 | | |

Types of trucks involved: 12-month period

| Articulated trucks in fatal crashes | | 2024 v's 2023 | Heavy rigid trucks in fatal crashes | | 2024 v's 2023 |
|---|------------------------------|---------------|--|------------------------------|---------------|
|  | Sydney metro | 3 – Down 1 |  | Sydney metro | 8 – Up 5 |
| | Rest NSW | 34 – Up 16 | | Rest NSW | 22 – Up 12 |
| | Driver speeding | 7 – Up 6 | | Driver speeding | 6 – Up 4 |
| | Driver fatigued | 4 – Up 1 | | Driver fatigued | 3 – Up 2 |
| | Registered interstate | 16 – Up 9 | | Registered interstate | 1 – No change |

Types of load carried



Definitions

Heavy Truck Crash

Any crash involving a Heavy Rigid Truck (rigid lorry and rigid tanker with a tare weight in excess of 4.5 tonnes) or an Articulated Truck (articulated tanker, semi-trailer, low loader, road train or B-double) on a road that results in death, injury or towed vehicle and is reported to the police.

Heavy Truck Fatality

A person who dies within 30 days from injuries received in a heavy truck crash.