





Transport for NSW

[DRIVES reporting program](#)

[Registration and Licensing Statistics Portal](#)

[User Guide](#)

Contents

- 1 Overview 3**
 - 1.1 Background 3
 - 1.2 Definitions of Acronyms and Abbreviations 3
- 2 Navigating the Registration and Licensing Statistics Portal..... 4**
 - 2.1 Registration and Licensing Statistics Portal 4
 - 2.2 Report to Registration and Licensing Statistics Portal 6
- 3 Applying Filters on Report 7**
 - 3.1 Filter panel 7
 - 3.1.1 Date Range filter 7
 - 3.1.2 Selection for multiple filter values 7
 - 3.2 Focused selection 8
- 4 Icons on Report 9**
 - 4.1 Expand to a New Window Icon 9
 - 4.2 Share Icon..... 9
 - 4.3  Filter Icon 9
 - 4.4  Focus Mode Icon 10
- 5 Frequently Asked Questions 11**
 - 5.1 How often is the report updated? 11
 - 5.2 Where can I find more information on each report? 11
 - 5.3 Is there any personal data available on the reports? 11
 - 5.4 Is there any data governance risk taken into consideration? 12
 - 5.5 What is the difference between transaction and snapshot report? 12
 - 5.6 Are historical data available on the reports? 12
 - 5.7 How can I download the statistical information from Registration and Licensing Statistics Portal? 13
 - 5.8 Where can I get further information or support? 14

1.1 Background

The Registration and Licensing Statistics Portal provides access to the latest registration and licensing data (roads). There are various dashboards within the portal providing information relating to registrations, licensing, sanctions, licence testing, mobility parking scheme and NSW photo cards.

Key subject areas including :

- Licence
- Mobility Parking Scheme (MPS)
- NSW Photo Cards
- Registration

1.2 Definitions of Acronyms and Abbreviations

Acronyms and Abbreviations	Definition
MPS	Mobility Parking Scheme

2.1 Registration and Licensing Statistics Portal

The Registration and Licensing Statistics Portal is available at

<https://www.transport.nsw.gov.au/registration-and-licensing-statistics-portal>

Alternatively, you can navigate from the Transport for NSW website at

<https://www.transport.nsw.gov.au/data-and-research/data-and-insights> to the portal as highlighted below.

Data and Insights

On this page

[Travel Insights](#)

[Registration and Licensing Statistics Portal](#)

[Performance Reports](#)

[Customer Insights](#)

Travel Insights

[Patronage reports - All modes](#)

View historical annual patronage reporting across all modes from 2010/2011 to present.

[Public Transport Patronage](#)

Opal monthly patronage from July 2016 for all modes.

[Train Patronage](#)

Opal train trips by month from July 2016 by train line and card type.

[Metro Patronage](#)

Opal Metro trips by month from the 26th of May 2019 by card type.

[Bus Patronage](#)

Opal bus trips by month from July 2016 by operator and card type.

[show 6 more](#)

Registration and Licensing Statistics Portal

[Registration and Licensing Statistics Portal](#)

Welcome to the Registration and Licensing Statistics Portal. This portal provides access to the latest registration and licensing data (roads). There are various dashboards within the portal providing information relating to registrations, licensing, sanctions, licence testing, mobility parking scheme and NSW photo cards.

On the Registration and Licensing Statistics Portal, scroll down and click on the below highlight for redirection to the selected report.

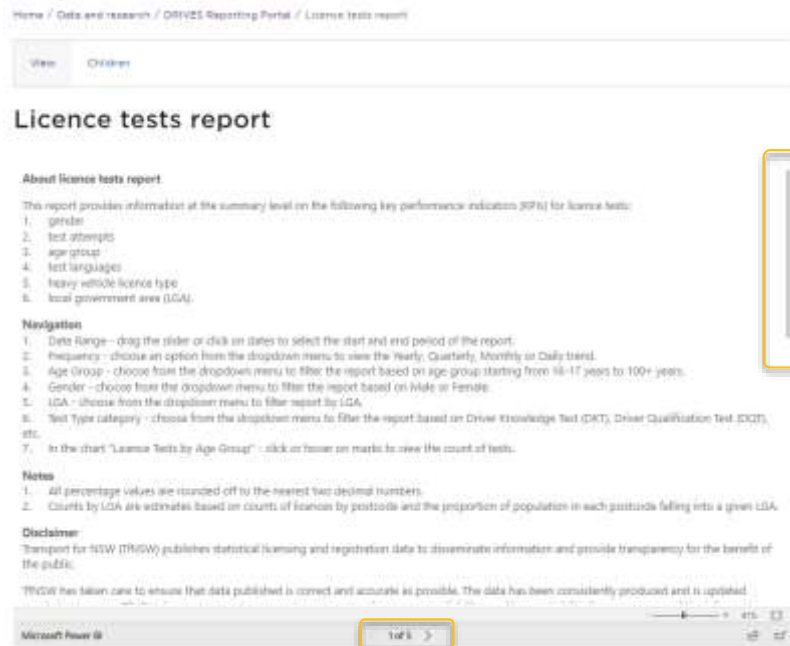
The screenshot shows the 'Registration and Licensing Statistics Portal' interface. At the top, there is a blue header with the 'Transport for NSW' logo and navigation links: 'About us', 'Projects', 'Operations', 'Industry', 'Data and research', and 'News and events'. Below the header is a toolbar with buttons for 'View', 'Edit', 'Delete', 'Revisions', and 'Children'. The main content area features a heading 'Registration and Licensing Statistics Portal' and a welcome message: 'Welcome to the Registration and Licensing Statistics Portal. This portal provides access to the latest registration and licensing data (roads). There are various dashboards within the portal providing information relating to registrations, licensing, sanctions, licence testing, mobility parking scheme and NSW photo cards.' Below this, a link for 'User Guide (PDF, 790.72 KB) available for reference.' is provided. The central part of the dashboard includes a filter bar with dropdown menus for 'Licence Date', 'Age Group', 'Gender', 'LMS', 'Licence Class', 'Licence Status', and 'Licence Type'. Two bar charts are displayed: 'Licences by Licence Class' and 'Licences by Licence Type'. The 'Licences by Licence Type' chart shows a significant bar for 'Licence' and smaller bars for 'Licence with Sanction' and 'Licence with Suspension'. Below the charts is a 'Licences by Age group' bar chart. At the bottom, a link for 'Licences and sanctions snapshot report' is highlighted.

Licences and sanctions snapshot report

This report provides point-in-time information about licences and sanctions at the selected snapshot date.

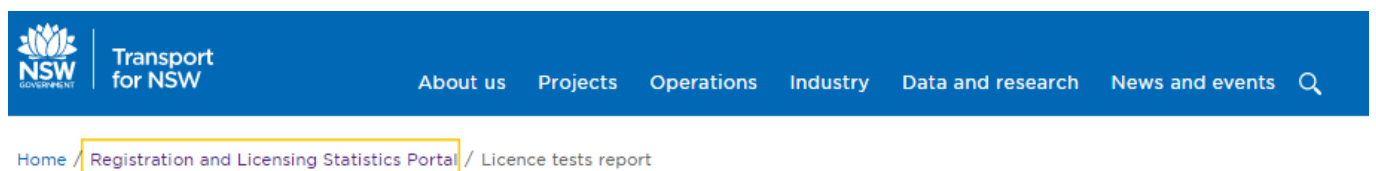
When you select a report, the first page you see is the report description. You may use the scroller on the right as highlighted below to read the full report description.

To view the report, click on the page navigation arrow as highlighted below.



2.2 Report to Registration and Licensing Statistics Portal

To return to the Registration and Licensing Statistics Portal, click on the navigation tree on top of the report as highlighted below.



3.1 Filter panel

Filters can be applied using the filter panel on top of the report.

Visualization on the report will change dynamically according to the chosen filters.



3.1.1 Date Range filter

The date range filter can be dragged to select the range of date. Visualization on the report will change dynamically according to the chosen date range.

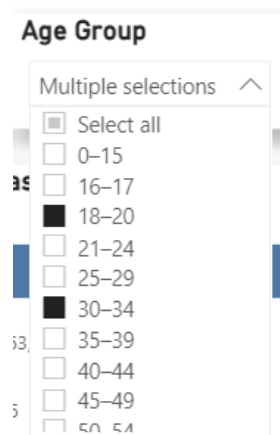


3.1.2 Selection for multiple filter values

For a single selection, simply select and highlight the value.

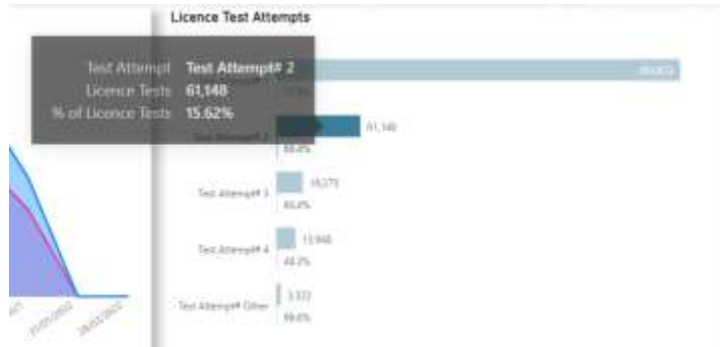
For multiple selection, hold the CTRL key and select multiple values on the list under each filter.

Visualization on the report will change dynamically according to the chosen filter values.



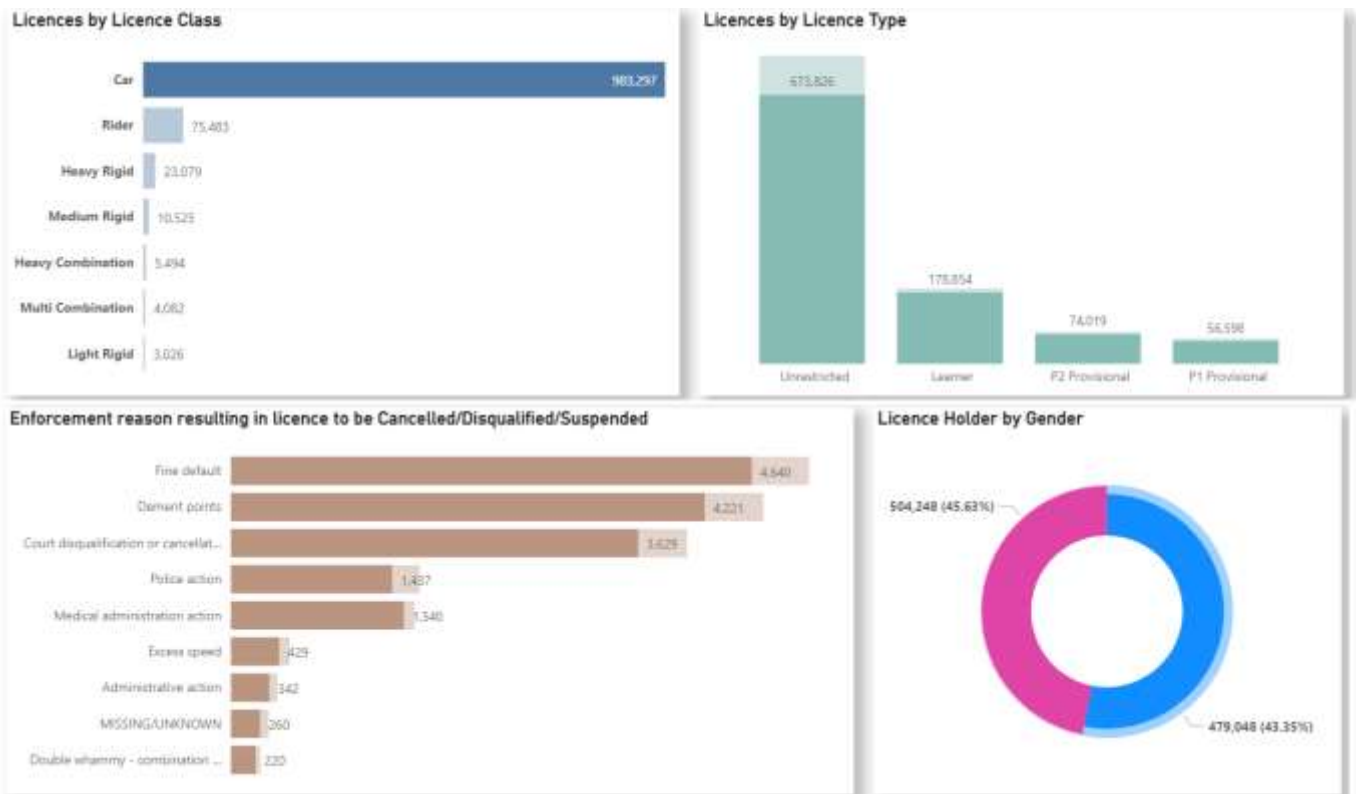
3.2 Focused selection

While viewing a chart, hover over particular value bar to see the data values.



Once a particular value bar is selected, visualization on the report will change dynamically according to the value bar selection.

For multiple selection, hold the CTRL key and select multiple value bars on the same chart.

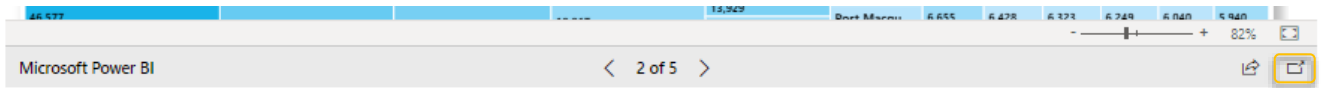


4 Icons on Report

Below is a list of user functionalities available for each visualization on the reports.

4.1 Expand to a New Window Icon

At the bottom of the report, you will find an icon to expand the report into a new window which allows the report to take up the entire space and have a better and an expanded view of the report.



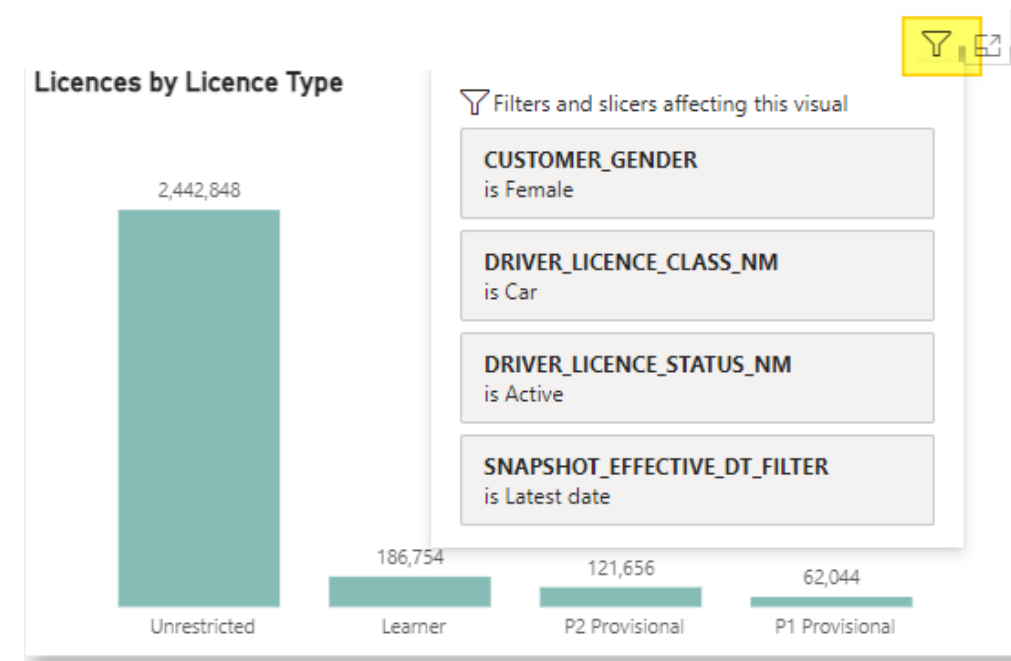
4.2 Share Icon

At the bottom of the report, you will find an icon to share the report URL, which you can click and use to share it with the social media platforms listed or even copy the URL for further use.



4.3 Filter Icon

Click on the Filter Icon to see filter values that are applicable to individual visualization.

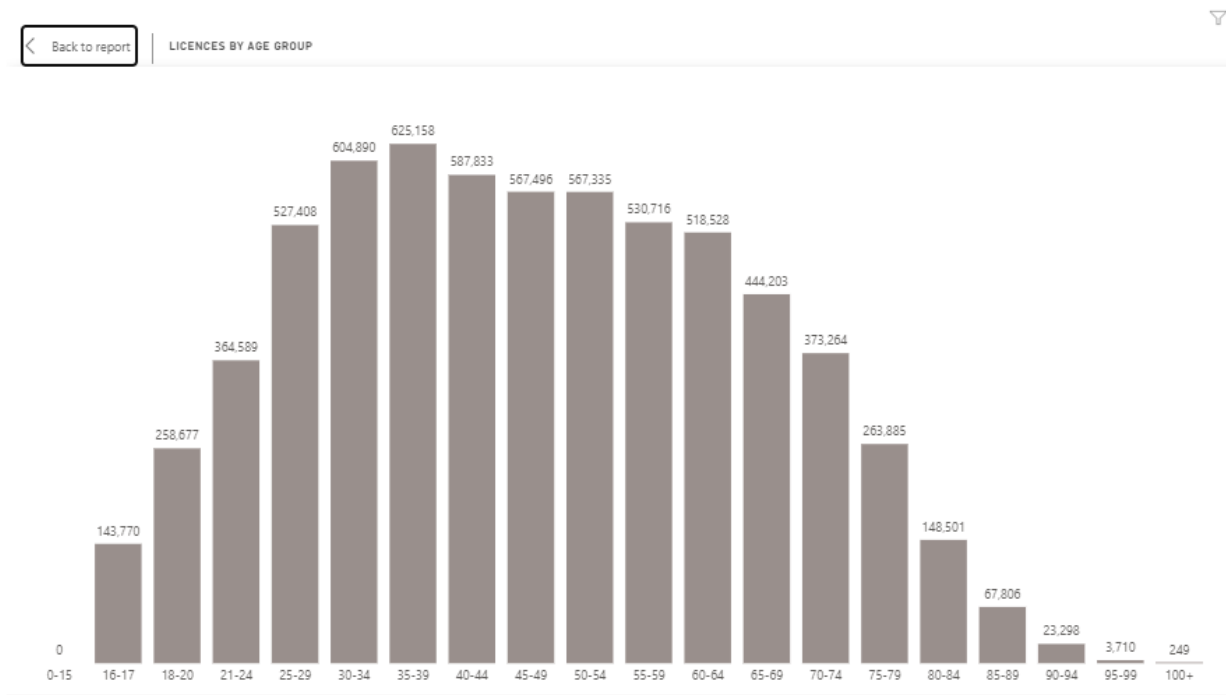


4.4 F² Focus Mode Icon

Click on the Focus mode Icon to expand the visualization.



Click on 'Back to report' on the top left to return to the report.

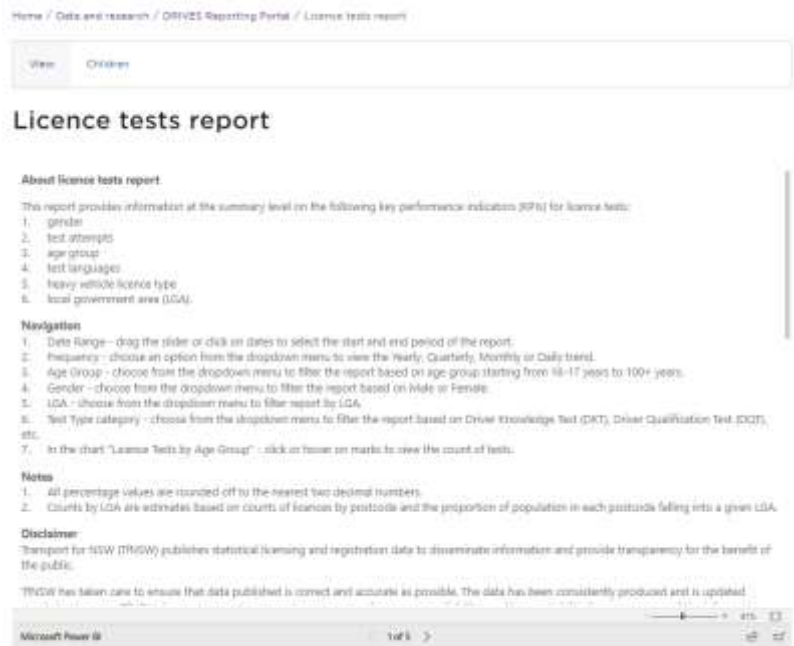


5.1 How often is the report updated?

Reports are updated monthly with data available on completed calendar months.

5.2 Where can I find more information on each report?

Each report has an About page which provides the report description. This is the first page that opens up when you select a report from the Registration and Licensing Statistics Portal.



5.3 Is there any personal data available on the reports?

There is no personal data available on the reports. All the information is summarized.

5.4 Is there any data governance risk taken into consideration?

The reports are developed with consideration for data governance risk mitigation including privacy and re-identification. Aggregation of counts less than or equal to 5 are grouped under 0.



5.5 What is the difference between transaction and snapshot report?

Transaction reports enable customisation of date range and focus on specific transaction types (e.g. Licence Suspensions).

Snapshot reports provide view of information at a point in time, eg. at the close of each calendar month.

5.6 Are historical data available on the reports?

Transaction reports contain historical data from 1Jul2022.

Snapshot reports provide view of information at a point in time and include historical snapshots for last rolling 6 months from 1Jul2022 (ie. snapshot date range includes last 6 months).

Information prior to 1Jul2022 is available on Webstats at <https://roads-waterways.transport.nsw.gov.au/cgi-bin/index.cgi?action=statstables.default>

5.7 How can I download the statistical information from Registration and Licensing Statistics Portal?

Statistical extracts are available on Open Data Portal for quantitative research at

<https://opendata.transport.nsw.gov.au/search?query=drives+analytics>

The screenshot shows the Open Data Portal interface. At the top left is the 'open data' logo. A navigation bar contains links for 'BROWSE DATA', 'DEVELOPERS', 'INNOVATION', 'FORUM', 'GTFS STUDIO', 'BLOG', and 'MY ACCOUNT'. Below this is a breadcrumb trail: 'Home / drives analytics / Statistical Information / Search'. On the left, a sidebar menu shows 'Content Types' (Dataset (6)), 'Topics' (Statistical Information selected), 'Tags', 'Format', and 'License'. The main content area displays '6 results' for the search query 'drives analytics'. It includes a search bar, 'Sort by' (Title), and 'Order' (Ascending) dropdowns, with 'APPLY' and 'RESET' buttons. A note states 'Also found 2 matches on the forum.' Three results are listed: 'Transport for NSW Driver Licence Sanction Statistics', 'Transport for NSW Driver Licence Statistics', and 'Transport for NSW Driver Licence Test Statistics'. Each result includes a 'Statistical Information' icon, a 'Roads' icon, a description of the data, and a 'zip' download button.

Content Types ▲

- Dataset (6)

Topics ▲

- Statistical Information ✕

Tags ▼

Format ▼

License ▼

6 results

Search: drives analytics Sort by: Title Order: Ascending **APPLY** **RESET**

Also found 2 matches on the forum.

- Transport for NSW Driver Licence Sanction Statistics**
 Statistical Information Roads
These datasets contain the total number of Sanction transactions and statuses. The data includes: * The count (number) of Active Licence Suspension and Cancellations at the end of each month for a given year. Data will be updated to include...
zip
- Transport for NSW Driver Licence Statistics**
 Statistical Information Roads
These datasets contain the total number of Licensing Transactions and Statuses. The data includes: * The count (number) of Licence Upgrade and Downgrade, Interstate Licence Conversion, Licence Replacement, Conditional Licence, Licence Renewal...
4x **zip**
- Transport for NSW Driver Licence Test Statistics**
 Statistical Information Roads
These datasets contain the total number of Driver and Rider Testing transactions. The data includes: * The count (number) of driver and rider test per month for a given year. * The count of computer based tests per month for a given year. Data...

5.8 Where can I get further information or support?

For general enquiries in relation to Registration and Licensing Statistics Portal, please complete the enquiry form and select from the list of reports if applicable at <https://transportnsw.info/contact-us/feedback/general-feedback>



Plan ▾ Tickets and Opal ▾ Travel info ▾ Help and contact ▾

Home ▸ Help and contact ▸ Feedback, questions and complaints ▸ General feedback

General feedback

Note: If you have trouble with some functionality in these forms you may be using an outdated browser. For recommended browsers please see [site accessibility](#).

Fields marked with an asterisk (*) are mandatory.

Type of feedback *

—None— ▾

Your feedback is about *

Registration and Licensing Statistics Portal ▾

Relating to *

—None— ▾

- None—
- General
- Licence tests report
- Licence transactions report
- Licence upgrade report
- Licences and sanctions snapshot report
- Mobility Parking Scheme report
- Mobility Parking Scheme snapshot report
- NSW Photo cards report
- NSW Photo cards snapshot report
- Registration snapshot report
- Registration transactions report